

**COMPORTAMIENTO DEL ROBO Y LA RECUPERACIÓN DE VEHÍCULOS ASEGURADOS A NIVEL NACIONAL,  
(INFORMACIÓN ACTUALIZADA AL 30/NOVIEMBRE/2021).**

ARCHIVO	CONTENIDO DE ARCHIVO
0_ROBO_Y_RECUP_EDOS_1_11_21.xlsx	VEHÍCULOS: <b><u>ROBADOS Y RECUPERADOS</u></b> , LUGAR DE CADA EDO. POR CANTIDAD DE VEHÍCULOS, % DE INCREMENTO Y/O DECREMENTO, % DEL ROBO CON VIOLENCIA, % DE PARTICIPACIÓN, MOVIMIENTOS DIARIOS, PERIODO 01/01/2021 AL 30/11/2021 VS MISMO PERIODO DE 2020.
1_ROB_Y_REC_X_MES_A_NOV21.xlsx	VEHÍCULOS <b><u>ROBADOS Y RECUPERADOS POR MES Y ENTIDAD FEDERATIVA</u></b> , DURANTE EL 01/01/2021 AL 30/11/2021.
1A2_ROB_X_PDO_1_11_21_OTRO.xlsx	VEHÍCULOS <b><u>ROBADOS POR ENTIDAD FEDERATIVA</u></b> , DURANTE EL 01/01/2021 AL 30/11/2021 Y SU COMPORTAMIENTO EN AÑOS ANTERIORES EN EL MISMO PERIODO.
3A4_REC_X_PDO_1_11_21_OTRO.xlsx	VEHÍCULOS <b><u>RECUPERADOS POR ENTIDAD FEDERATIVA</u></b> , DURANTE EL 01/01/2021 AL 30/11/2021 Y SU COMPORTAMIENTO EN AÑOS ANTERIORES EN EL MISMO PERIODO.
5A6_ROB_TOT_TR_MPIOS_1_11_301121.xlsx	VEHÍCULOS <b><u>ROBADOS, ESTACIONADOS Y CON VIOLENCIA, POR MUNICIPIO A NIVEL NACIONAL</u></b> , DURANTE EL PERIODO 01/01/2021 AL 30/11/2021 Y SU COMPORTAMIENTO <u>VS</u> MISMO PERIODO DE 2020.
7_REC_ROB_1_11_21.xlsx	VEHÍCULOS <b><u>RECUPERADOS</u></b> AL SECTOR ASEGURADOR DURANTE EL PERIODO 01/01/2021 AL 30/11/2021, <b><u>POR ENTIDAD FEDERATIVA DE ROBO Y RECUPERACIÓN</u></b> , A NIVEL NACIONAL, (ANEXO CUADRO INTERPRETATIVO).
8_ROB_TOT_TR_MYT_1_11_301121.xlsx 8_ROB_CDMX_TR_MYT_1_11_301121.xlsx 8_ROB_EDOMEX_TR_MYT_1_11_3011.21.xlsx	VEHÍCULOS <b><u>ROBADOS POR MARCA Y TIPO, POR SU TIPO DE ROBO (CON VIOLENCIA Y ESTACIONADOS) A NIVEL NACIONAL, CDMX Y EDO. DE MÉXICO</u></b> , DURANTE EL PERIODO 01/01/2021 AL 30/11/2021 Y SU COMPORTAMIENTO <u>VS</u> MISMO PERIODO DE 2020.
9_1_11_21_ROB_TODOS_MUNI.xlsx	VEHÍCULOS <b><u>ROBADOS POR MUNICIPIO A NIVEL NACIONAL</u></b> , DURANTE EL PERIODO 01/01/2021 AL 30/11/2021 Y SU COMPORTAMIENTO EN 2017, 2018, 2019 Y 2020 EN EL MISMO PERIODO.
10_ROB_MODELO_TOT_1_11_301121.xlsx	VEHÍCULOS <b><u>ROBADOS POR SU TIPO (CON VIOLENCIA Y ESTACIONADOS), POR MODELO A NIVEL NACIONAL</u></b> , DURANTE EL PERIODO 01/01/2021 AL 30/11/2021 <u>VS</u> MISMO PERIODO DE 2020.
11_ROB_TTRANSP_TOT_1_11_301121.xlsx	VEHÍCULOS <b><u>ROBADOS POR TIPO DE TRANSPORTE Y POR TIPO DE ROBO (CON VIOLENCIA Y ESTACIONADOS), A NIVEL NACIONAL</u></b> , DURANTE EL PERIODO 01/01/2021 AL 30/11/2021 VS MISMO PERIODO DE 2020.

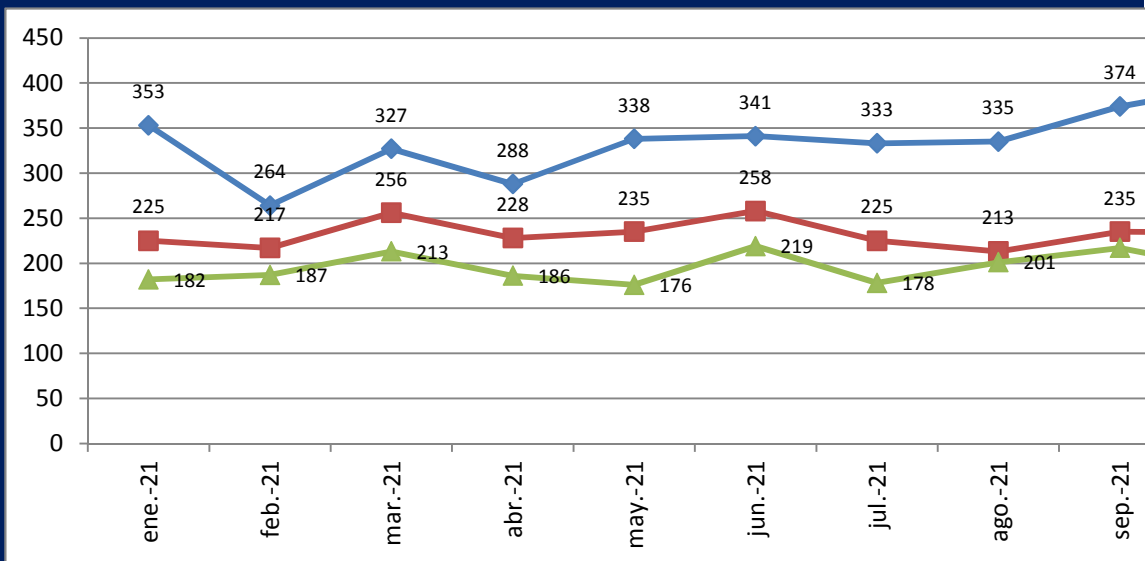
PERIODO: ENERO-NOV. DE 2020 vs ENERO-NOV. DE 2021, (actualizado al 30 de NOVIEMBRE de 2021).

VEHÍCULOS ROBADOS				
ESTADOS	2020	2021	VARIACIÓN	ROBO DIARIO
EDO. DE MÉX.	18,296	17,131	-6%	51
JALISCO	9,260	9,234	0%	28
CD. DE MÉX.	6,622	4,818	-27%	14
GUANAJUATO	3,993	2,578	-35%	8
PUEBLA	3,114	2,424	-22%	7
VERACRUZ	2,644	1,972	-25%	6
MICHOACAN	2,088	1,951	-7%	6
SINALOA	1,972	1,864	-5%	6
NEUVO LEON	2,019	1,730	-14%	5
B. C. NORTE	1,380	1,278	-7%	4
QUERETARO	1,308	1,273	-3%	4
MORELOS	1,214	1,189	-2%	4
S. L. POTOSÍ	876	973	11%	3
CHIHUAHUA	970	865	-11%	3
TABASCO	1,336	795	-40%	2
HIDALGO	791	726	-8%	2
GUERRERO	744	616	-17%	2
Q. ROO	574	597	4%	2
TAMAULIPAS	628	533	-15%	2
SONORA	571	500	-12%	1
AGSCS.	398	483	21%	1
TLAXCALA	455	404	-11%	1
CHIAPAS	433	386	-11%	1
COAHUILA	425	377	-11%	1
OAXACA	443	344	-22%	1
ZACATECAS	194	316	63%	1
DURANGO	202	227	12%	1
COLIMA	186	201	8%	1
NAYARIT	132	134	2%	0
YUCATAN	130	110	-15%	0
CAMPECHE	90	75	-17%	0
B. C. SUR	92	67	-27%	0
OTROS	15	70	367%	0
<b>T. Nacional</b>	<b>63,595</b>	<b>56,241</b>	<b>-12%</b>	<b>168</b>
<b>PROM. MENSUA</b>	<b>5,781</b>	<b>5,113</b>		

LUGAR	PART	CON VIOLENCIA		
		2020	2021	DIF.
1	30%	69%	68%	-1%
2	16%	56%	49%	-7%
3	9%	49%	47%	-1%
4	5%	76%	74%	-2%
5	4%	74%	72%	-2%
6	4%	62%	61%	-1%
7	3%	72%	71%	-1%
8	3%	79%	83%	4%
9	3%	42%	44%	2%
10	2%	38%	38%	0%
11	2%	49%	49%	0%
12	2%	70%	69%	-1%
13	2%	49%	50%	1%
14	2%	32%	31%	-1%
15	1%	67%	67%	0%
16	1%	57%	60%	3%
17	1%	81%	76%	-4%
18	1%	31%	36%	5%
19	1%	65%	55%	-10%
20	1%	45%	44%	-1%
21	1%	40%	46%	6%
22	1%	71%	69%	-3%
23	1%	52%	63%	11%
24	1%	43%	33%	-10%
25	1%	54%	58%	4%
26	1%	72%	79%	7%
27	0%	55%	63%	8%
28	0%	39%	33%	-6%
29	0%	50%	53%	3%
30	0%	24%	35%	11%
31	0%	43%	40%	-3%
32	0%	18%	22%	4%
		<b>61%</b>	<b>60%</b>	<b>-1%</b>

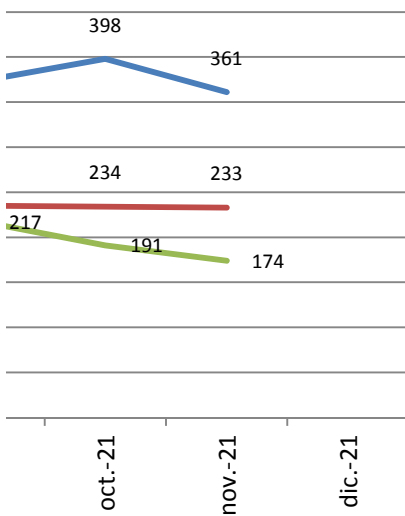
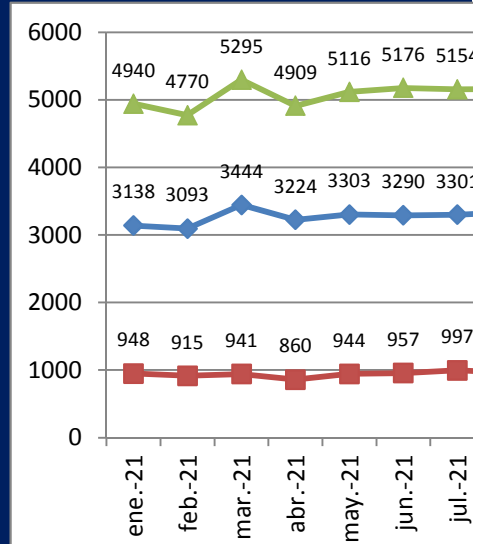
VEHÍCULOS RECUPERADOS				
ESTADOS	2020	2021	VARIACIÓN	RECUP. DIARIO
EDO. DE MÉX.	5,022	4,272	-15%	13
JALISCO	3,720	3,167	-15%	9
GUANAJUATO	2,665	2,020	-24%	6
CD. DE MÉX.	2,248	1,743	-22%	5
PUEBLA	2,130	1,729	-19%	5
VERACRUZ	1,557	1,354	-13%	4
MICHOACAN	1,276	1,165	-9%	3
QUERETARO	950	1,081	14%	3
NEUVO LEON	1,188	973	-18%	3
HIDALGO	814	736	-10%	2
B. C. NORTE	644	667	4%	2
SINALOA	595	651	9%	2
GUERRERO	581	568	-2%	2
S. L. POTOSÍ	497	536	8%	2
MORELOS	545	506	-7%	2
CHIHUAHUA	497	486	-2%	1
TABASCO	679	474	-30%	1
TLAXCALA	464	445	-4%	1
CHIAPAS	291	397	36%	1
TAMAULIPAS	381	395	4%	1
SONORA	242	303	25%	1
Q. ROO	244	302	24%	1
OAXACA	361	285	-21%	1
COAHUILA	248	280	13%	1
AGSCS.	195	263	35%	1
ZACATECAS	187	231	24%	1
NAYARIT	244	203	-17%	1
DURANGO	155	173	12%	1
COLIMA	158	157	-1%	0
YUCATAN	78	117	50%	0
CAMPECHE	121	96	-21%	0
B. C. SUR	76	57	-25%	0
OTROS	13	17	31%	0
<b>T. Nacional</b>	<b>29,066</b>	<b>25,849</b>	<b>-11%</b>	<b>77</b>
<b>PROM. MENSUA</b>	<b>2,642</b>	<b>2,350</b>		

TIPO DE TRANSPORTE	ene-21	feb-21	mar-21	abr-21	may-21	jun-21	jul-21
AUTOMOVILES	3138	3093	3444	3224	3303	3290	3301
COMERCIAL	948	915	941	860	944	957	997
MOTOCICLETAS	353	264	327	288	338	341	333
TRACTOCAMIONES	225	217	256	228	235	258	225
SEMIRREMOLQUES	182	187	213	186	176	219	178
CAMION HASTA 12.5 TON.	41	43	43	54	36	39	45
CAMION HASTA 9.5 TON.	22	18	27	22	30	35	35
CAMION MAS DE 12.5 TON.	18	16	26	18	22	18	10
CAMION HASTA 6.5 TON.	4	6	10	13	13	6	17
CAMION HASTA 7.5 TON.	3	1	4	6	9	5	8
AUTOBUS	3	5	2	5	5	4	2
OTROS	1	4	2	3	2		3
COLECTIVO	2	1		2	3	4	
MICROBUS							
total general	4940	4770	5295	4909	5116	5176	5154

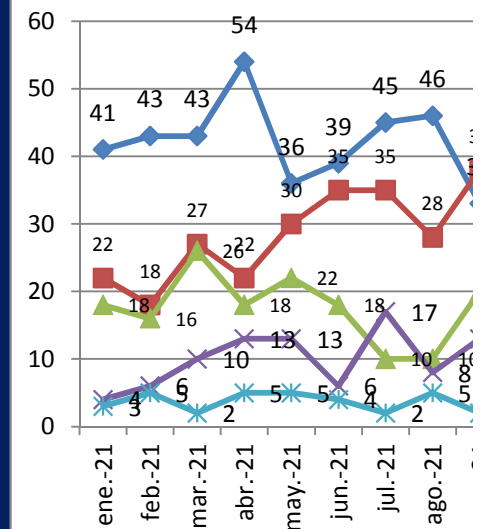


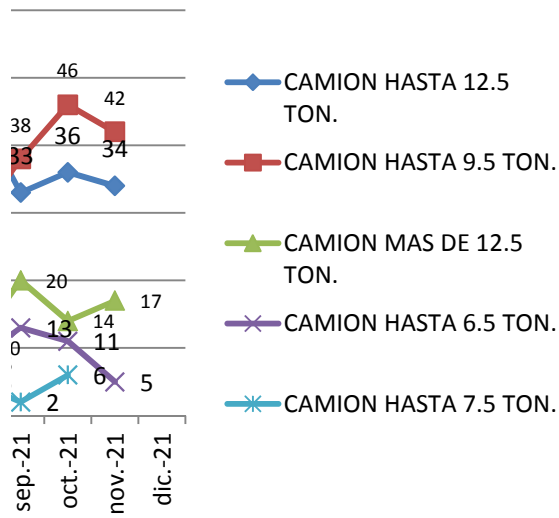
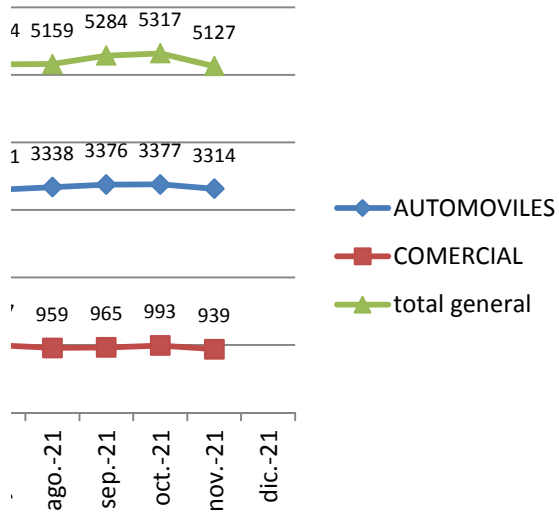
## VEHÍCULOS ROBADOS POR TIPO DE TRANSPORTE

ago-21	sep-21	oct-21	nov-21	dic-21	suma
3338	3376	3377	3314		36198
959	965	993	939		10418
335	374	398	361		3712
213	235	234	233		2559
201	217	191	174		2124
46	33	36	34		450
28	38	46	42		343
10	20	14	17		189
8	13	11	5		106
6	8	9	8		67
5	2	6			39
5	3				23
3		2			17
2					2
5159	5284	5317	5127		56247



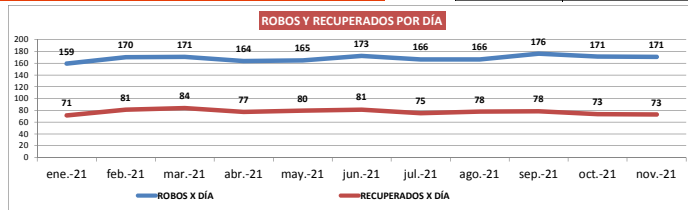
◆ MOTOCICLETAS  
■ TRACTOCAMIONES  
▲ SEMIRREMOLQUES





**VEHÍCULOS ASEGURADOS, ROBADOS Y RECUPERADOS DURANTE 2021, (ACTUALIZADO AL 30 DE NOVIEMBRE)**

ENTIDAD FEDERATIVA	ROBOS POR MES											NOV. vs. OCT.	ENTIDAD FEDERATIVA	RECUPERADOS POR MES											NOV. vs. OCT.
	ene-21	feb-21	mar-21	abr-21	may-21	jun-21	jul-21	ago-21	sep-21	oct-21	nov-21			ene-21	feb-21	mar-21	abr-21	may-21	jun-21	jul-21	ago-21	sep-21	oct-21	nov-21	
EDO. DE MÉX.	1478	1416	1661	1525	1582	1508	1496	1591	1660	1663	1551	-7%	EDO. DE MEX	331	413	422	414	389	387	364	404	391	413	344	-17%
JALISCO	778	715	805	794	829	923	934	898	883	813	864	6%	JALISCO	287	261	282	272	314	299	344	282	245	268	268	9%
CD. DE MÉX.	481	475	481	439	461	435	417	420	420	388	400	3%	GUANAJUATO	208	193	219	184	170	172	175	184	183	179	153	-15%
GUANAJUATO	261	271	238	218	179	203	270	231	262	214	232	8%	CD. DE MÉX.	172	164	145	153	160	172	180	135	152	157	153	-3%
PUEBLA	195	194	246	215	208	226	227	227	236	250	199	-20%	PUEBLA	163	145	175	163	175	180	148	137	148	165	130	-21%
VERACRUZ	204	180	211	183	188	190	189	154	149	170	154	-9%	VERACRUZ	116	113	165	137	117	124	101	120	128	118	115	-3%
MICHOACAN	167	186	191	152	189	158	164	183	201	191	169	-12%	MICHOACAN	94	120	115	108	121	129	89	97	111	86	95	10%
SINALOA	176	159	173	149	181	151	195	176	160	175	170	-3%	QUERETARO	76	99	103	86	105	98	114	96	93	100	111	11%
NUEVO LEON	158	137	176	137	162	182	147	163	155	159	154	-3%	NUEVO LEON	89	82	92	76	84	103	82	93	95	82	95	16%
B. C. NORTE	112	123	118	82	121	120	111	134	115	133	108	-19%	HIDALGO	39	68	78	64	74	76	63	77	57	77	63	-18%
QUERETARO	127	87	118	105	111	119	116	105	119	116	149	28%	B. C. NORTE	58	57	66	46	84	45	65	59	66	58	63	9%
MORELOS	106	95	112	116	98	106	100	93	113	141	109	-23%	SINALOA	65	70	77	67	61	55	48	51	55	52	49	-6%
S. L. POTOSÍ	74	75	73	86	72	81	82	84	116	113	117	4%	GUERRERO	48	49	59	50	59	60	56	54	57	40	36	-10%
CHIHUAHUA	61	76	65	73	76	87	82	90	72	99	84	-15%	S. L. POTOSÍ	36	34	50	48	50	40	53	49	61	45	70	56%
TABASCO	85	79	75	47	66	77	70	55	80	89	72	-19%	MORELOS	38	36	43	55	58	56	41	36	43	55	45	-18%
HIDALGO	67	57	67	78	61	74	53	59	66	72	72	0%	CHIHUAHUA	42	35	51	46	40	30	51	51	53	52	35	-33%
QUERETARO	59	37	56	49	70	48	64	62	46	61	64	5%	TABASCO	41	47	54	33	55	49	43	35	37	42	38	-10%
Q. ROO	50	62	53	55	54	58	49	40	48	70	58	-17%	TLAXCALA	31	37	38	39	35	51	41	42	45	38	48	26%
TAMAULIPAS	32	34	58	55	47	56	48	50	51	49	53	8%	CHIAPAS	39	19	37	32	43	44	39	48	44	26	26	0%
SONORA	40	51	47	35	51	33	52	42	53	57	39	-32%	TAMAULIPAS	35	34	35	21	45	41	45	39	29	36	35	-3%
AGSCS.	36	72	44	60	56	59	54	36	20	15	31	107%	SONORA	17	20	27	22	27	21	33	44	36	28	28	0%
TLAXCALA	28	27	31	39	36	37	38	37	41	41	49	20%	Q. ROO	25	20	35	35	16	28	28	35	21	29	29	0%
CHIAPAS	36	27	26	29	45	33	42	38	38	39	33	-15%	OAXACA	31	25	31	27	25	25	20	28	20	30	23	-23%
COAHUILA	27	25	31	36	34	37	42	29	27	56	34	-39%	COAHUILA	25	25	30	24	26	22	27	30	19	24	28	17%
OAXACA	28	28	36	31	40	28	25	34	29	33	32	-3%	AGSCS.	17	20	33	29	27	19	31	26	23	18	20	11%
ZACATECAS	11	19	20	39	31	28	13	35	40	28	52	86%	ZACATECAS	20	20	35	23	24	14	18	24	17	14	22	57%
DURANGO	12	16	16	17	14	45	19	27	17	27	17	-37%	NAYARIT	13	6	32	16	18	15	18	26	24	17	18	6%
COLIMA	15	13	21	13	15	24	18	16	29	22	15	-32%	DURANGO	19	9	17	15	20	24	22	9	18	7	13	86%
NAYARIT	11	7	11	8	16	15	15	10	10	14	17	21%	COLIMA	8	18	19	10	18	19	13	18	12	14	8	-43%
YUCATAN	6	14	9	8	7	10	10	19	9	10	8	-20%	YUCATAN	11	19	12	7	9	8	10	9	12	11	9	-18%
CAMPECHE	6	5	5	8	7	14	2	8	6	4	10	150%	CAMPECHE	10	7	12	7	10	12	4	9	6	9	10	11%
B. C. SUR	4	6	8	6	6	5	5	8	7	4	8	100%	B. C. SUR	9	9	8	2	6	5	2	4	6	6	6	0%
OTROS	8	2	13	21	3	5	5	5	6	2	#DIV/0!	OTROS	4	4	4	1	2	4	1	2	2	2	2	0%	
TOTAL NACIONAL	4,939	4,770	5,295	4,908	5,116	5,175	5,154	5,159	5,284	5,316	5,126	-4%	TOTAL NACIONAL	2,213	2,274	2,601	2,311	2,467	2,441	2,326	2,409	2,344	2,275	2,188	-4%
ROBOS X DÍA	159	170	171	164	165	173	166	166	176	171	171		RECUPERADOS X DÍA	71	81	84	77	80	81	75	78	78	73	73	





# OFICINA COORDINADORA DE RIESGOS ASEGURADOS (OCRA)



VEHÍCULOS **ROBADOS** AL SECTOR ASEGURADOR EN EL PERIODO 01/01/2021-30/11/2021 (**ENERO-NOVIEMBRE**), Y SU COMPORTAMIENTO EN AÑOS ANTERIORES DURANTE EL MISMO LAPSO.

ENTIDAD FEDERATIVA	AÑO DEL ROBO																2021 VS 2020	2021 VS 2006	PROM. DIARIO EN 2021
	2006	2007	2008	2009	2010	2011	2012	2013	2014	2015	2016	2017	2018	2019	2020	2021			
EDO. DE MÉX.	9638	10583	10835	12963	15201	15895	18672	20279	17589	17695	19318	23511	23937	21155	18296	17131	-6%	78%	51
JALISCO	2748	3018	3711	4174	5317	5623	6306	6990	6169	5885	7405	10683	10623	11372	9260	9234	0%	236%	28
CD. DE MÉX.	13099	13623	14036	13618	12531	10128	9829	9708	8892	7440	7796	9296	9578	8587	6622	4818	-27%	-63%	14
GUANAJUATO	491	639	718	765	837	960	1087	1247	1296	1394	1710	2379	3742	4250	3993	2578	-35%	425%	8
PUEBLA	946	944	1194	1242	1348	1354	1250	1394	1186	1694	2395	3758	6117	5137	3114	2424	-22%	156%	7
VERACRUZ	683	851	1186	1195	1594	2335	2066	2320	2543	2768	3537	4291	3910	3262	2644	1972	-25%	189%	6
MICHOACAN	537	644	723	703	827	1320	1381	1346	1349	1500	2197	2497	2831	2459	2088	1951	-7%	263%	6
SINALOA	1062	1352	1602	2280	3883	4268	3325	2920	2564	2023	2034	3321	2945	2410	1972	1864	-5%	76%	6
NUEVO LEON	1709	3868	4540	6044	8818	12540	6310	2344	1867	1883	2404	2427	2361	2281	2019	1730	-14%	1%	5
B. C. NORTE	2283	2580	2332	1990	1449	1258	1136	1147	1258	1051	1201	1785	1650	1645	1380	1278	-7%	-44%	4
QUERETARO	324	347	451	527	468	598	564	567	695	792	931	1237	1562	1395	1308	1273	-3%	293%	4
MORELOS	661	681	740	1099	1223	1262	1305	1299	867	866	972	1064	1120	1185	1214	1189	-2%	80%	4
S. L. POTOSÍ	165	217	311	410	680	848	749	456	301	395	473	620	779	986	876	973	11%	490%	3
CHIHUAHUA	1541	2030	3300	4830	5694	4180	2819	2001	1414	1013	897	1181	1163	1008	970	865	-11%	-44%	3
TABASCO	381	424	443	517	675	701	539	640	958	1272	1661	2687	2942	1989	1336	795	-40%	109%	2
HIDALGO	260	296	396	512	581	525	608	557	538	617	826	1051	1132	986	791	726	-8%	179%	2
GUERRERO	498	739	730	859	857	1636	1389	1143	1363	1334	1353	1576	1506	1085	744	616	-17%	24%	2
Q. ROO	175	218	239	279	352	318	302	301	287	286	295	384	529	658	574	597	4%	241%	2
TAMAULIPAS	700	734	997	978	2078	2696	2215	1689	1658	1757	1148	1527	1226	830	628	533	-15%	-24%	2
SONORA	439	607	644	639	736	699	632	626	751	764	737	920	782	670	571	500	-12%	14%	1
AGSCS.	190	132	292	302	449	369	243	214	188	199	358	435	517	471	398	483	21%	154%	1
TLAXCALA	89	118	147	173	245	182	170	207	220	291	450	845	900	788	455	404	-11%	354%	1
CHIAPAS	380	413	348	434	417	408	424	566	488	551	570	653	757	632	433	386	-11%	2%	1
COAHUILA	240	308	520	850	1544	1811	1621	1354	885	598	432	462	546	473	425	377	-11%	57%	1
OAXACA	360	419	508	479	423	417	412	359	411	553	576	685	616	542	443	344	-22%	-4%	1
ZACATECAS	36	67	77	135	403	448	312	215	174	148	142	177	188	192	194	316	63%	778%	1
DURANGO	104	142	235	458	886	830	388	510	284	237	245	250	250	217	202	227	12%	118%	1
COLIMA	64	60	78	66	97	175	213	332	230	208	264	274	185	189	186	201	8%	214%	1
NAYARIT	50	100	115	106	200	264	151	113	63	56	87	118	189	137	132	134	2%	168%	0
YUCATAN	67	107	101	109	108	99	95	103	104	94	122	168	195	169	130	110	-15%	64%	0
CAMPECHE	75	78	75	62	72	51	97	71	96	100	139	122	116	111	90	75	-17%	0%	0
B. C. SUR	62	65	50	49	40	73	60	78	71	77	94	103	99	100	92	67	-27%	8%	0
OTROS	332	255	53	18	7	6	4	8	5	4	12	30	40	14	15	70			
TOTAL NACIONAL	40389	46659	51727	58865	70040	74277	66674	63104	56764	55545	62781	80517	85033	77385	63595	56241	-12%	39%	168
PROM. MENSUAL	3672	4242	4702	5351	6367	6752	6061	5737	5160	5050	5707	7320	7730	7035	5781	5113			
PROM. DIARIO	121	140	155	176	210	222	200	189	170	166	188	241	255	232	190	168			







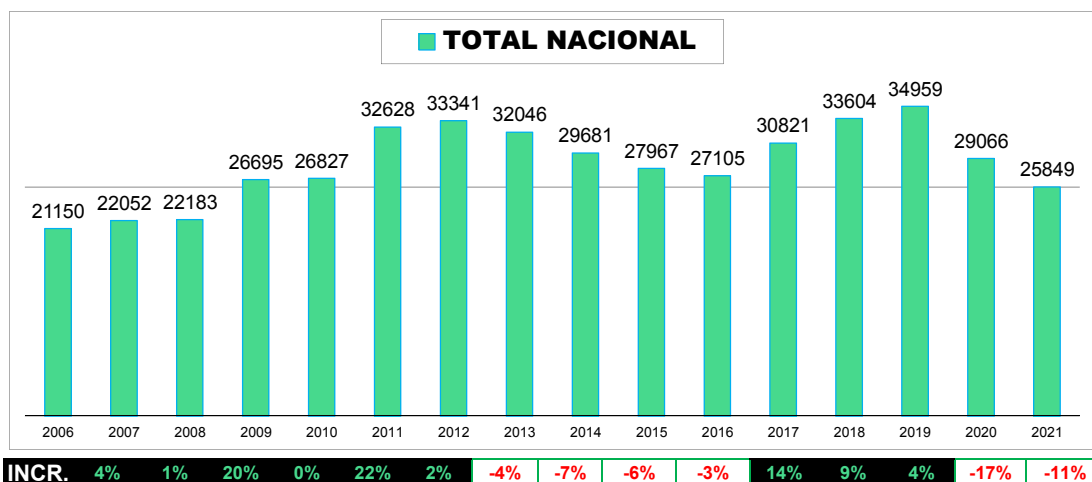


# OFICINA COORDINADORA DE RIESGOS ASEGURADOS (OCRA)



VEHÍCULOS **RECUPERADOS** AL SECTOR ASEGURADOR EN EL PERIODO 01/01/2021-30/11/2021 (**ENERO-NOVIEMBRE**), Y SU COMPORTAMIENTO EN AÑOS ANTERIORES DURANTE EL MISMO LAPSO.

ENTIDAD FEDERATIVA	AÑO DE LA RECUPERACIÓN																	2021 VS 2020	2021 VS 2006	PROM. DIARIO EN 2021
	2006	2007	2008	2009	2010	2011	2012	2013	2014	2015	2016	2017	2018	2019	2020	2021				
EDO. DE MÉX.	3613	3725	3397	4336	4394	4125	4909	7143	7187	6590	6444	6966	6834	6594	5022	4272	-15%	18%	13	
JALISCO	1464	1322	1653	1955	1855	2205	2385	2934	2907	2734	2705	3947	4614	4789	3720	3167	-15%	116%	9	
GUANAJUATO	342	261	365	497	609	606	625	669	648	819	932	1223	1828	2297	2665	2020	-24%	491%	6	
CD. DE MÉX.	7131	6615	6176	6717	5167	5392	5424	4681	4452	3271	3135	3039	2902	3024	2248	1743	-22%	-76%	5	
PUEBLA	551	505	517	610	630	646	586	753	734	887	982	1417	2388	2648	2130	1729	-19%	214%	5	
VERACRUZ	372	359	474	614	632	741	967	1241	1272	1770	1686	1920	1773	1868	1557	1354	-13%	264%	4	
MICHOACAN	329	423	496	455	593	645	911	1048	861	938	1081	1258	1446	1405	1276	1165	-9%	254%	3	
QUERETARO	194	211	221	269	338	415	415	407	402	496	477	631	755	933	950	1081	14%	457%	3	
NUEVO LEON	895	1923	2293	2746	3163	7114	5760	2466	1702	1480	1625	1499	1374	1343	1188	973	-18%	9%	3	
HIDALGO	357	346	330	466	560	540	606	515	469	469	431	582	795	846	814	736	-10%	106%	2	
B. C. NORTE	780	844	853	1093	800	555	476	458	489	479	445	722	676	767	644	667	4%	-14%	2	
SINALOA	418	470	531	701	981	1255	1133	1288	1547	1243	929	1360	1030	909	595	651	9%	56%	2	
GUERRERO	386	409	349	604	648	1182	1086	1004	764	845	735	721	844	757	581	568	-2%	47%	2	
S. L. POTOSÍ	106	100	124	214	265	525	510	325	267	239	274	267	371	545	497	536	8%	406%	2	
MORELOS	404	397	384	573	574	623	779	774	598	475	436	464	485	538	545	506	-7%	25%	2	
CHIHUAHUA	699	778	858	1673	1998	1974	1759	1189	960	649	487	563	604	587	497	486	-2%	-30%	1	
TABASCO	133	165	161	226	277	316	306	353	446	462	469	634	599	787	679	474	-30%	256%	1	
TLAXCALA	93	68	85	136	138	162	135	163	152	198	323	398	464	575	464	445	-4%	378%	1	
CHIAPAS	167	210	168	223	224	177	211	199	174	211	296	232	311	338	291	397	36%	138%	1	
TAMAULIPAS	158	222	265	314	435	1065	1326	1257	1170	1328	917	877	990	726	381	395	4%	150%	1	
SONORA	174	185	200	284	241	249	289	253	304	296	341	317	362	404	242	303	25%	74%	1	
Q. ROO	99	103	89	176	182	208	174	155	148	161	137	204	246	261	244	302	24%	205%	1	
OAXACA	133	197	193	276	255	224	352	421	385	385	373	358	357	391	361	285	-21%	114%	1	
COAHUILA	120	109	171	277	392	514	870	880	557	437	326	257	258	296	248	280	13%	133%	1	
AGSCS.	75	76	139	164	236	207	230	228	151	191	200	236	266	265	195	263	35%	251%	1	
ZACATECAS	88	62	35	75	153	203	309	301	271	215	144	173	219	202	187	231	24%	163%	1	
NAYARIT	62	45	66	67	130	265	171	106	90	100	62	86	184	219	244	203	-17%	227%	1	
DURANGO	61	94	176	141	180	164	259	399	249	213	212	152	185	157	155	173	12%	184%	1	
COLIMA	51	41	48	32	33	66	118	108	110	130	147	121	159	182	158	157	-1%	208%	0	
YUCATAN	40	59	78	85	68	67	88	70	51	71	57	48	92	90	78	117	50%	193%	0	
CAMPECHE	32	33	28	50	48	29	50	49	57	41	62	48	111	126	121	96	-21%	200%	0	
B. C. SUR	35	37	41	49	34	59	63	77	50	77	86	77	65	70	76	57	-25%	63%	0	
OTROS	1588	1658	1219	597	594	110	59	132	57	67	149	24	17	20	13	17				
TOTAL NACIONAL	21150	22052	22183	26695	26827	32628	33341	32046	29681	27967	27105	30821	33604	34959	29066	25849	-11%	22%	77	
PROM. MENSUAL	1923	2005	2017	2427	2439	2966	3031	2913	2698	2542	2464	2802	3055	3178	2642	2350				
PROM. DIARIO	63	66	66	80	80	98	100	96	89	84	81	92	101	105	87	77				





# OFICINA COORDINADORA DE RIESGOS ASEGURADOS (OCRA)



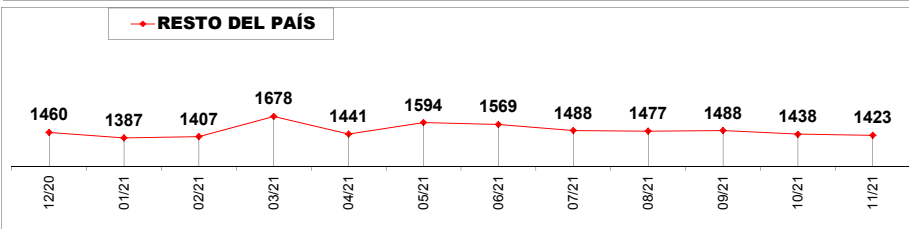
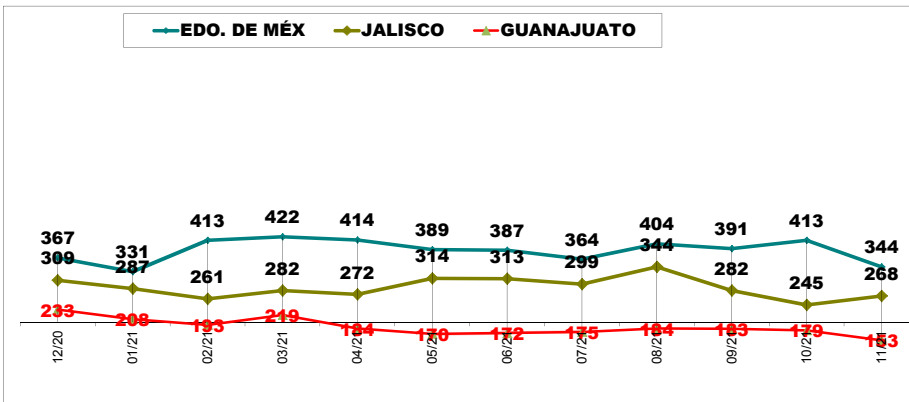
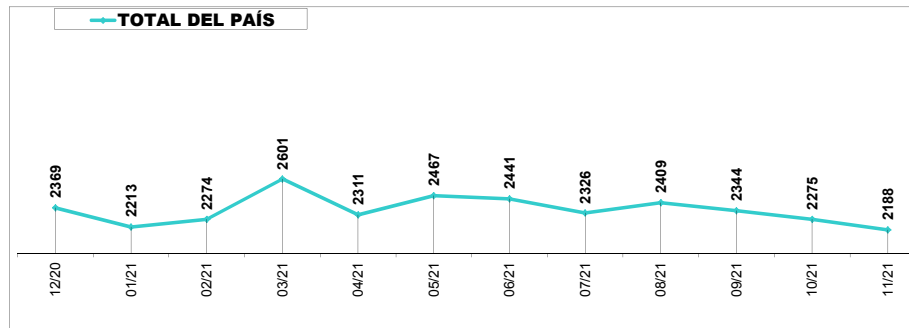
VEHÍCULOS **RECUPERADOS** AL SECTOR ASEGURADOR EN EL PERIODO 01/12/2020-30/11/2021 (**DIC/2020-NOV/2021**) Y SU COMPORTAMIENTO **vs** MISMO PERIODO INMEDIATO ANTERIOR.

ENTIDAD FEDERATIVA	12 MESES ANT.	MES DE LA RECUPERACIÓN											ÚLT. 12 MESES	NOV. VS OCT.	ÚLT. 12 VS ANT. 12	
		12/20	01/21	02/21	03/21	04/21	05/21	06/21	07/21	08/21	09/21	10/21				11/21
EDO. DE MÉX	5531	367	331	413	422	414	389	387	364	404	391	413	344	4639	-17%	-16%
JALISCO	4101	309	287	261	282	272	314	313	299	344	282	245	268	3476	9%	-15%
GUANAJUATO	2909	233	208	193	219	184	170	172	175	184	183	179	153	2253	-15%	-23%
CD. DE MÉX.	2489	185	172	164	145	153	160	172	180	135	152	157	153	1928	-3%	-23%
PUEBLA	2341	154	163	145	175	163	175	180	148	137	148	165	130	1483	-21%	-20%
VERACRUZ	1726	129	116	113	165	137	117	124	101	120	128	118	115	1483	-3%	-14%
MICHOACÁN	1349	101	94	120	115	108	121	129	89	97	111	86	95	1266	10%	-6%
QUERÉTARO	1015	87	76	99	103	86	105	98	114	96	93	100	111	1168	11%	15%
NUEVO LEÓN	1309	109	89	82	92	76	84	103	82	93	95	82	95	1082	16%	-17%
HIDALGO	882	67	39	68	78	64	74	76	63	77	57	77	63	803	-18%	-9%
B. C. NORTE	721	47	58	57	66	46	84	45	65	59	66	58	63	714	9%	-1%
SINALOA	668	50	65	70	77	67	61	55	49	51	55	52	49	701	-6%	5%
GUERRERO	632	56	48	49	59	50	59	60	56	54	57	40	36	624	-10%	-1%
S. L. POTOSÍ	552	28	36	34	50	48	50	40	53	49	61	45	70	564	56%	2%
MORELOS	596	45	38	36	43	55	58	56	41	36	43	55	45	551	-18%	-8%
CHIHUAHUA	549	38	42	35	51	46	40	30	51	51	53	52	35	524	-33%	-5%
TABASCO	735	48	41	47	54	33	55	49	43	35	37	42	38	522	-10%	-29%
TLAXCALA	514	27	31	37	38	39	35	51	41	42	45	38	48	472	26%	-8%
CHIAPAS	333	27	39	19	37	32	43	44	39	48	44	26	26	424	0%	27%
TAMAULIPAS	420	25	35	34	35	21	45	41	45	39	29	36	35	420	-3%	0%
SONORA	277	19	17	20	27	22	27	21	33	44	36	28	28	322	0%	16%
Q. ROO	269	39	25	20	35	35	16	28	29	35	21	29	29	341	0%	27%
OAXACA	399	37	31	25	31	27	25	25	20	28	20	30	23	322	-23%	-19%
COAHUILA	281	17	25	25	30	24	26	22	27	30	19	24	28	297	17%	6%
AGSCS.	231	22	17	20	33	29	27	19	31	26	23	18	20	285	11%	23%
ZACATECAS	215	20	20	20	35	23	24	14	18	24	17	14	22	251	57%	17%
NAYARIT	260	29	13	6	32	16	18	15	18	26	24	17	18	232	6%	-11%
DURANGO	175	17	19	9	17	15	20	24	22	9	18	7	13	190	86%	9%
COLIMA	170	16	8	18	19	10	18	19	13	18	12	14	8	173	-43%	2%
YUCATAN	85	6	11	19	12	7	9	8	10	9	12	11	9	123	-18%	45%
CAMPECHE	127	10	10	7	12	7	10	12	4	9	6	9	10	106	11%	-17%
B. C. SUR	80	4	9	9	8	2	6	5	2	4	6	6	6	61	0%	-24%
OTROS	16	1		4			2	4	1			2	2	18		
TOTAL DEL PAÍS	31957	2369	2213	2274	2601	2311	2467	2441	2326	2409	2344	2275	2188	28218	-4%	-12%
RECUP. MENSUAL	2663	2369	2213	2274	2601	2311	2467	2441	2326	2409	2344	2275	2188	2352		
PROM. DIARIO	88	76	71	81	84	77	80	81	75	78	78	73	73	77		
RESTO DEL PAÍS	19416	1460	1387	1407	1678	1441	1594	1488	1477	1488	1438	1423	17850			
RECUP. MENSUAL	1618	1460	1387	1407	1678	1441	1594	1488	1477	1488	1438	1423	1488		-1%	-8%
PROM. DIARIO	53	47	45	50	54	48	51	52	48	48	50	46	47	49		

Incremento T. País comprobación 31957 2369 2213 2274 2601 2311 2467 2441 2326 2409 2344 2275 2188 28218

Incremento Resto País

## COMPARA ULTIMOS 12 MESES, RECUPERADOS A NIVEL NACIONAL.



# OFICINA COORDINADORA DE RIESGOS ASEGURADOS (OCRA)

**VEHÍCULOS ROBADOS AL SECTOR ASEGURADOR POR: MUNICIPIOS A NIVEL NACIONAL, DURANTE EL PERIODO 01/01/2021-30/11/2021 Y SU COMPORTAMIENTO DURANTE EL MISMO PERIODO DE 2020, ORDENADO POR LOS MUNICIPIO CON MÁS VEHÍCULOS ROBADOS DURANTE 2021.**

ESTADO	MUNICIPIO	TOTAL NACIONAL									
		CON VIOLENCIA			ESTACIONADO			TOTAL			
		2020	2021	% DE INCR.	2020	2021	% DE INCR.	2020	2021	% DE INCR.	% DEL TOT.
JALISCO	GUADALAJARA	2506	2000	-20%	2260	2548	13%	4766	4548	-5%	8%
MEXICO	ECATEPEC DE MORELOS	3431	2907	-15%	776	648	-16%	4207	3555	-15%	6%
JALISCO	ZAPOPAN	873	737	-16%	923	1132	23%	1796	1869	4%	3%
MEXICO	TLALNEPANTLA DE BAZ	1174	1105	-6%	594	483	-19%	1768	1588	-10%	3%
MEXICO	NAUCALPAN DE JUAREZ	979	1119	14%	410	428	4%	1389	1547	11%	3%
SINALOA	CULIACAN	1241	1258	1%	258	168	-35%	1499	1426	-5%	3%
PUEBLA	PUEBLA	1085	789	-27%	441	364	-17%	1526	1153	-24%	2%
MEXICO	CUAUTITLAN IZCALLI	615	596	-3%	381	432	13%	996	1028	3%	2%
MEXICO	TULTITLAN	569	600	5%	340	357	5%	909	957	5%	2%
JALISCO	TLAQUEPAQUE	468	572	22%	261	340	30%	729	912	25%	2%
QUERETARO	QUERETARO	405	373	-8%	493	471	-4%	898	844	-6%	2%
MEXICO	TOLUCA	446	377	-15%	324	463	43%	770	840	9%	1%
BAJA CALIFORNIA	TIJUANA	411	347	-16%	524	485	-7%	935	832	-11%	1%
SAN LUIS POTOSI	SAN LUIS POTOSI	321	350	9%	331	388	17%	652	738	13%	1%
CIUDAD DE MÉXICO	GUSTAVO A. MADERO	505	399	-21%	337	336	0%	842	735	-13%	1%
CIUDAD DE MÉXICO	IZTAPALAPA	580	402	-31%	520	327	-37%	1100	729	-34%	1%
MEXICO	CUAUTITLAN	493	432	-12%	255	258	1%	748	690	-8%	1%
MEXICO	DESCONOCIDO	5	579	11480%	5	44	780%	10	623	6130%	1%
MORELOS	CUERNAVACA	467	412	-12%	175	168	-4%	642	580	-10%	1%
MEXICO	NEZAHUALCOYOTL	587	372	-37%	275	190	-31%	862	562	-35%	1%
NUEVO LEON	MONTERREY	226	239	6%	377	273	-28%	603	512	-15%	1%
MICHOACAN	MORELIA	292	305	4%	131	200	53%	423	505	19%	1%
MEXICO	ATIZAPAN DE ZARAGOZA	260	257	-1%	213	247	16%	473	504	7%	1%
MEXICO	COACALCO DE BERRIOZABAL	370	287	-22%	227	217	-4%	597	504	-16%	1%
MICHOACAN	URUAPAN	430	380	-12%	158	121	-23%	588	501	-15%	1%
JALISCO	TONALA	507	350	-31%	140	146	4%	647	496	-23%	1%
GUANAJUATO	CELAYA	1200	384	-68%	225	96	-57%	1425	480	-66%	1%
MEXICO	TECAMAC	497	373	-25%	151	106	-30%	648	479	-26%	1%
AGUASCALIENTES	AGUASCALIENTES	147	203	38%	226	246	9%	373	449	20%	1%
JALISCO	TLAJOMULCO DE ZUDIGA	254	268	6%	167	165	-1%	421	433	3%	1%
GUANAJUATO	LEON	359	232	-35%	289	196	-32%	648	428	-34%	1%
CIUDAD DE MÉXICO	CUAUHTEMOC	234	151	-35%	240	258	8%	474	409	-14%	1%
VERACRUZ	VERACRUZ	338	213	-37%	265	193	-27%	603	406	-33%	1%
MEXICO	CHIMALHUACAN	435	318	-27%	147	84	-43%	582	402	-31%	1%
MEXICO	CHALCO	345	270	-22%	157	122	-22%	502	392	-22%	1%
CIUDAD DE MÉXICO	BENITO JUAREZ	252	139	-45%	360	247	-31%	612	386	-37%	1%
CHIHUAHUA	JUAREZ	128	92	-28%	310	291	-6%	438	383	-13%	1%
CHIHUAHUA	CHIHUAHUA	128	120	-6%	294	246	-16%	422	366	-13%	1%
CIUDAD DE MÉXICO	COYOACAN	229	161	-30%	352	195	-45%	581	356	-39%	1%
QUINTANA ROO	BENITO JUAREZ	124	136	10%	266	219	-18%	390	355	-9%	1%
CIUDAD DE MÉXICO	TLALPAN	268	143	-47%	266	181	-32%	534	324	-39%	1%
CIUDAD DE MÉXICO	AZCAPOTZALCO	262	151	-42%	191	170	-11%	453	321	-29%	1%
MEXICO	ATIZAPAN	176	152	-14%	152	135	-11%	328	287	-13%	1%
GUANAJUATO	SALAMANCA	392	226	-42%	53	44	-17%	445	270	-39%	0%
TABASCO	CENTRO	276	179	-35%	161	91	-43%	437	270	-38%	0%
BAJA CALIFORNIA	MEXICALI	68	91	34%	192	174	-9%	260	265	2%	0%
GUERRERO	ACAPULCO DE JUAREZ	249	191	-23%	67	71	6%	316	262	-17%	0%
CIUDAD DE MÉXICO	ALVARO OBREGON	163	104	-36%	214	147	-31%	377	251	-33%	0%
GUANAJUATO	IRAPUATO	152	183	20%	82	66	-20%	234	249	6%	0%
MEXICO	NICOLAS ROMERO	88	84	-5%	172	160	-7%	260	244	-6%	0%
CIUDAD DE MÉXICO	VENUSTIANO CARRANZA	176	112	-36%	173	130	-25%	349	242	-31%	0%
CIUDAD DE MÉXICO	MIGUEL HIDALGO	130	115	-12%	171	122	-29%	301	237	-21%	0%
SINALOA	MAZATLAN	118	135	14%	88	101	15%	206	236	15%	0%
NUEVO LEON	APODACA	133	108	-19%	201	127	-37%	334	235	-30%	0%
TAMAULIPAS	REYNOSA	183	139	-24%	58	90	55%	241	229	-5%	0%
MEXICO	ZUMPANGO	173	178	3%	50	50	0%	223	228	2%	0%
NUEVO LEON	GUADALUPE	102	84	-18%	115	137	19%	217	221	2%	0%
VERACRUZ	COATZACOALCOS	146	142	-3%	119	79	-34%	265	221	-17%	0%
CIUDAD DE MÉXICO	IZTACALCO	137	101	-26%	141	114	-19%	278	215	-23%	0%

MEXICO	PAZ LA	361	155	-57%	107	58	-46%	468	213	-54%	0%
MEXICO	IXTAPALUCA	182	146	-20%	95	65	-32%	277	211	-24%	0%
MEXICO	TULTEPEC	113	108	-4%	95	88	-7%	208	196	-6%	0%
MORELOS	JIUTEPEC	90	125	39%	50	65	30%	140	190	36%	0%
PUEBLA	SAN MARTIN TEXMELUCAN	117	145	24%	37	42	14%	154	187	21%	0%
CIUDAD DE MÉXICO	XOCHIMILCO	100	80	-20%	200	104	-48%	300	184	-39%	0%
SONORA	HERMOSILLO	77	62	-19%	144	121	-16%	221	183	-17%	0%
MEXICO	METEPEC	60	65	8%	52	103	98%	112	168	50%	0%
QUERETARO	SAN JUAN DEL RIO	82	99	21%	59	65	10%	141	164	16%	0%
MEXICO	TEXCOCO	108	110	2%	84	51	-39%	192	161	-16%	0%
NUEVO LEON	SAN NICOLAS DE LOS GARZA	78	65	-17%	112	96	-14%	190	161	-15%	0%
VERACRUZ	CORDOBA	122	114	-7%	59	46	-22%	181	160	-12%	0%
CIUDAD DE MÉXICO	TLAHUAC	72	71	-1%	103	87	-16%	175	158	-10%	0%
HIDALGO	PACHUCA DE SOTO	93	82	-12%	96	76	-21%	189	158	-16%	0%
VERACRUZ	XALAPA	92	56	-39%	104	90	-13%	196	146	-26%	0%
CHIAPAS	TUXTLA GUTIERREZ	68	82	21%	86	60	-30%	154	142	-8%	0%
MICHOACAN	ZAMORA	114	110	-4%	45	32	-29%	159	142	-11%	0%
MEXICO	VALLE DE CHALCO SOLIDARIDAD	79	101	28%	37	35	-5%	116	136	17%	0%
DURANGO	DURANGO	53	70	32%	39	60	54%	92	130	41%	0%
COAHUILA	TORREON	85	52	-39%	79	74	-6%	164	126	-23%	0%
MEXICO	ACOLMAN	89	102	15%	30	23	-23%	119	125	5%	0%
MICHOACAN	LAZARO CARDENAS	71	78	10%	49	45	-8%	120	123	3%	0%
OAXACA	OAXACA DE JUAREZ	70	56	-20%	83	67	-19%	153	123	-20%	0%
GUANAJUATO	VILLAGRAN	87	103	18%	25	18	-28%	112	121	8%	0%
CIUDAD DE MÉXICO	MAGDALENA CONTRERAS LA	59	79	34%	66	41	-38%	125	120	-4%	0%
QUINTANA ROO	SOLIDARIDAD	21	33	57%	66	84	27%	87	117	34%	0%
JALISCO	SALTO EL	62	74	19%	41	42	2%	103	116	13%	0%
MEXICO	HUEHUETOCA	66	78	18%	35	36	3%	101	114	13%	0%
GUERRERO	CHILPANCINGO DE LOS BRAVO	94	86	-9%	20	26	30%	114	112	-2%	0%
JALISCO	PUERTO VALLARTA	17	26	53%	78	86	10%	95	112	18%	0%
BAJA CALIFORNIA	ENSENADA	21	22	5%	103	88	-15%	124	110	-11%	0%
MEXICO	TEPOTZOTLAN	102	66	-35%	42	44	5%	144	110	-24%	0%
NUEVO LEON	GENERAL ESCOBEDO	56	43	-23%	67	67	0%	123	110	-11%	0%
SONORA	CAJEME	65	42	-35%	67	67	0%	132	109	-17%	0%
HIDALGO	TIZAYUCA	61	69	13%	31	39	26%	92	108	17%	0%
COAHUILA	SALTILLO	45	24	-47%	98	81	-17%	143	105	-27%	0%
GUANAJUATO	APASEO EL GRANDE	88	86	-2%	37	18	-51%	125	104	-17%	0%
GUANAJUATO	CORTAZAR	122	90	-26%	24	13	-46%	146	103	-29%	0%
HIDALGO	TULA DE ALLENDE	58	50	-14%	53	53	0%	111	103	-7%	0%
TABASCO	VILLAHERMOSA	126	68	-46%	75	35	-53%	201	103	-49%	0%
GUANAJUATO	SILAO	133	81	-39%	50	20	-60%	183	101	-45%	0%
JALISCO	LAGOS DE MORENO	82	73	-11%	26	28	8%	108	101	-6%	0%
QUERETARO	MARQUES EL	53	73	38%	34	28	-18%	87	101	16%	0%
PUEBLA	TECAMACHALCO	143	85	-41%	33	13	-61%	176	98	-44%	0%
MEXICO	LERMA	33	45	36%	30	51	70%	63	96	52%	0%
YUCATAN	MERIDA	28	33	18%	90	61	-32%	118	94	-20%	0%
SAN LUIS POTOSI	SOLEDAD DE GRACIANO SANCHEZ	49	37	-24%	65	54	-17%	114	91	-20%	0%
TLAXCALA	TLAXCALA	59	61	3%	35	30	-14%	94	91	-3%	0%
TABASCO	CARDENAS	191	76	-60%	51	14	-73%	242	90	-63%	0%
CIUDAD DE MÉXICO	CUAJIMALPA DE MORELOS	46	38	-17%	41	48	17%	87	86	-1%	0%
MICHOACAN	APATZINGAN	121	74	-39%	40	12	-70%	161	86	-47%	0%
MEXICO	CHICHOLOAPAN	51	47	-8%	32	34	6%	83	81	-2%	0%
MEXICO	HUIXQUILUCAN	62	39	-37%	59	41	-31%	121	80	-34%	0%
QUERETARO	CORREGIDORA	40	33	-18%	42	47	12%	82	80	-2%	0%
COLIMA	MANZANILLO	37	34	-8%	50	45	-10%	87	79	-9%	0%
PUEBLA	TEHUACAN	75	47	-37%	27	32	19%	102	79	-23%	0%
VERACRUZ	BOCA DEL RIO	50	25	-50%	51	54	6%	101	79	-22%	0%
JALISCO	TEPATITLAN DE MORELOS	51	47	-8%	24	31	29%	75	78	4%	0%
GUANAJUATO	GUANAJUATO	67	54	-19%	27	22	-19%	94	76	-19%	0%
NAYARIT	TEPIC	27	37	37%	22	38	73%	49	75	53%	0%
NUEVO LEON	SANTA CATARINA	25	25	0%	49	50	2%	74	75	1%	0%
PUEBLA	CUAUTLACINGO	63	56	-11%	16	19	19%	79	75	-5%	0%
ZACATECAS	ZACATECAS	30	57	90%	7	18	157%	37	75	103%	0%
GUANAJUATO	SAN MIGUEL DE ALLENDE	27	44	63%	17	27	59%	44	71	61%	0%
MORELOS	CUAUTLA	55	40	-27%	39	30	-23%	94	70	-26%	0%
MEXICO	NEXTLALPAN	28	55	96%	17	14	-18%	45	69	53%	0%
PUEBLA	AMOZOC	65	60	-8%	23	9	-61%	88	69	-22%	0%
TAMAULIPAS	TAMPICO	25	24	-4%	42	43	2%	67	67	0%	0%
NUEVO LEON	GARCIA	20	23	15%	39	43	10%	59	66	12%	0%
PUEBLA	SAN ANDRES CHOLULA	69	51	-26%	26	15	-42%	95	66	-31%	0%
COLIMA	COLIMA	23	16	-30%	39	49	26%	62	65	5%	0%
MEXICO	TEOLOYUCAN	32	40	25%	22	25	14%	54	65	20%	0%

MORELOS	TEMIXCO	51	50	-2%	19	15	-21%	70	65	-7%	0%
DESCONOCIDO	DESCONOCIDO	11	44	300%		20	100%	11	64	482%	0%
NUEVO LEON	CADEREYTA JIMENEZ	47	35	-26%	28	29	4%	75	64	-15%	0%
PUEBLA	SAN PEDRO CHOLULA	50	41	-18%	17	23	35%	67	64	-4%	0%
GUERRERO	ZIHUATANEJO DE AZUETA	56	52	-7%	14	10	-29%	70	62	-11%	0%
VERACRUZ	TIERRA BLANCA	22	48	118%	19	13	-32%	41	61	49%	0%
ZACATECAS	FRESNILLO	13	50	285%	7	10	43%	20	60	200%	0%
VERACRUZ	ACAYUCAN	65	55	-15%	17	4	-76%	82	59	-28%	0%
VERACRUZ	POZA RICA DE HIDALGO	45	27	-40%	31	32	3%	76	59	-22%	0%
TABASCO	COMALCALCO	67	40	-40%	35	18	-49%	102	58	-43%	0%
VERACRUZ	MINATITLAN	91	47	-48%	40	11	-73%	131	58	-56%	0%
DURANGO	GOMEZ PALACIO	40	40	0%	40	17	-58%	80	57	-29%	0%
VERACRUZ	ORIZABA	51	26	-49%	28	30	7%	79	56	-29%	0%
GUANAJUATO	APASEO EL ALTO	50	51	2%	10	4	-60%	60	55	-8%	0%
GUANAJUATO	SALVATIERRA	51	39	-24%	12	15	25%	63	54	-14%	0%
GUANAJUATO	SANTA CRUZ DE JUVENTINO ROSAS	46	44	-4%	10	10	0%	56	54	-4%	0%
TAMAULIPAS	NUEVO LAREDO	49	33	-33%	34	20	-41%	83	53	-36%	0%
MEXICO	ZINACANTEPEC	18	31	72%	11	21	91%	29	52	79%	0%
TABASCO	CUNDUACAN	43	41	-5%	13	9	-31%	56	50	-11%	0%
SINALOA	AHOME	54	26	-52%	44	23	-48%	98	49	-50%	0%
TLAXCALA	APIZACO	49	34	-31%	14	15	7%	63	49	-22%	0%
NUEVO LEON	JUAREZ	32	18	-44%	45	30	-33%	77	48	-38%	0%
VERACRUZ	COSAMALOAPAN DE CARPIO	15	36	140%	6	11	83%	21	47	124%	0%
GUANAJUATO	SAN JOSE ITURBIDE	20	32	60%	12	14	17%	32	46	44%	0%
JALISCO	ZAPOTLANEJO	39	42	8%	8	4	-50%	47	46	-2%	0%
MORELOS	EMILIANO ZAPATA	25	33	32%	18	13	-28%	43	46	7%	0%
PUEBLA	ATLIXCO	33	32	-3%	14	14	0%	47	46	-2%	0%
QUINTANA ROO	TULUM	4	13	225%	13	33	154%	17	46	171%	0%
TABASCO	PARAISO	26	21	-19%	21	24	14%	47	45	-4%	0%
JALISCO	OCOTLAN	22	34	55%	21	10	-52%	43	44	2%	0%
TLAXCALA	CALPULALPAN	35	35	0%	9	9	0%	44	44	0%	0%
PUEBLA	ESPERANZA	53	36	-32%	8	7	-13%	61	43	-30%	0%
MORELOS	XOCHITEPEC	33	36	9%	8	6	-25%	41	42	2%	0%
SONORA	NOGALES	8	18	125%	23	24	4%	31	42	35%	0%
TABASCO	HUIMANGUILLO	55	27	-51%	23	15	-35%	78	42	-46%	0%
MEXICO	AMECAMECA	15	26	73%	10	15	50%	25	41	64%	0%
GUANAJUATO	SAN LUIS DE LA PAZ	22	24	9%	6	16	167%	28	40	43%	0%
HIDALGO	TULANCINGO DE BRAVO	55	25	-55%	32	15	-53%	87	40	-54%	0%
JALISCO	ARANDAS	10	9	-10%	21	31	48%	31	40	29%	0%
MEXICO	JILOTEPEC	42	28	-33%	8	12	50%	50	40	-20%	0%
MEXICO	MELCHOR OCAMPO	29	23	-21%	20	16	-20%	49	39	-20%	0%
VERACRUZ	TUXPAN	8	15	88%	16	24	50%	24	39	63%	0%
MEXICO	TEOTIHUACAN	42	34	-19%	8	4	-50%	50	38	-24%	0%
PUEBLA	CORONANGO	42	28	-33%	16	10	-38%	58	38	-34%	0%
BAJA CALIFORNIA	PLAYAS DE ROSARITO	15	9	-40%	19	28	47%	34	37	9%	0%
CHIAPAS	SAN CRISTOBAL DE LAS CASAS	13	25	92%	8	12	50%	21	37	76%	0%
HIDALGO	MINERAL DE LA REFORMA	15	20	33%	19	17	-11%	34	37	9%	0%
TABASCO	NACAJUCA	22	20	-9%	12	17	42%	34	37	9%	0%
SAN LUIS POTOSI	MATEHUALA	6	26	333%	5	10	100%	11	36	227%	0%
HIDALGO	TEPEJI DEL RIO DE OCAMPO	33	27	-18%	10	8	-20%	43	35	-19%	0%
TAMAULIPAS	MATAMOROS	25	22	-12%	7	13	86%	32	35	9%	0%
CAMPECHE	CARMEN	11	11	0%	23	23	0%	34	34	0%	0%
CIUDAD DE MÉXICO	DESCONOCIDO	4	19	375%	3	15	400%	7	34	386%	0%
COLIMA	VILLA DE ALVAREZ	5	10	100%	12	24	100%	17	34	100%	0%
MEXICO	ATLACOMULCO	17	22	29%	24	12	-50%	41	34	-17%	0%
NAYARIT	BAHIA DE BANDERAS	22	18	-18%	29	16	-45%	51	34	-33%	0%
MEXICO	SAN MATEO ATENCO	15	20	33%	8	13	63%	23	33	43%	0%
MICHOACAN	JACONA	36	31	-14%	5	2	-60%	41	33	-20%	0%
MICHOACAN	PATZCUARO	28	21	-25%	5	11	120%	33	32	-3%	0%
MORELOS	YAUTEPEC	19	17	-11%	13	15	15%	32	32	0%	0%
JALISCO	TEQUILA	6	12	100%	4	19	375%	10	31	210%	0%
MEXICO	TEZOYUCA	27	19	-30%	9	12	33%	36	31	-14%	0%
PUEBLA	ACATZINGO	14	25	79%	3	6	100%	17	31	82%	0%
CIUDAD DE MÉXICO	MILPA ALTA	15	16	7%	13	14	8%	28	30	7%	0%
COAHUILA	RAMOS ARIZPE	14	18	29%	13	12	-8%	27	30	11%	0%
JALISCO	SAN JUAN DE LOS LAGOS	37	24	-35%	8	6	-25%	45	30	-33%	0%
MEXICO	JALTENCO	23	15	-35%	8	15	88%	31	30	-3%	0%
MICHOACAN	PIEDAD LA	26	18	-31%	13	12	-8%	39	30	-23%	0%
PUEBLA	HUEJOTZINGO	51	20	-61%	17	10	-41%	68	30	-56%	0%
TAMAULIPAS	CIUDAD MADERO	12	10	-17%	19	20	5%	31	30	-3%	0%
GUANAJUATO	VALLE DE SANTIAGO	33	15	-55%	6	14	133%	39	29	-26%	0%
JALISCO	ENCARNACION DE DIAZ	19	21	11%	9	8	-11%	28	29	4%	0%



MICHOACAN	MUGICA	26	23	-12%	5	6	20%	31	29	-6%	0%
BAJA CALIFORNIA	TECATE	6	9	50%	18	19	6%	24	28	17%	0%
CHIHUAHUA	CUAUHTEMOC	9	15	67%	7	13	86%	16	28	75%	0%
MEXICO	OTUMBA	19	23	21%	9	5	-44%	28	28	0%	0%
PUEBLA	TEPEACA	37	16	-57%	4	12	200%	41	28	-32%	0%
VERACRUZ	COSOLEACAQUE	48	20	-58%	15	8	-47%	63	28	-56%	0%
VERACRUZ	MEDELLIN	21	14	-33%	18	14	-22%	39	28	-28%	0%
BAJA CALIFORNIA SUR	PAZ LA	8	6	-25%	37	21	-43%	45	27	-40%	0%
GUANAJUATO	COMONFORT	14	23	64%		4	100%	14	27	93%	0%
GUERRERO	IGUALA DE LA INDEPENDENCIA	43	22	-49%	11	5	-55%	54	27	-50%	0%
JALISCO	TALA	16	15	-6%	6	12	100%	22	27	23%	0%
MORELOS	HUITZILAC	27	24	-11%	3	3	0%	30	27	-10%	0%
NUEVO LEON	PESQUERIA	10	13	30%	24	14	-42%	34	27	-21%	0%
SINALOA	GUASAVE	37	23	-38%	7	4	-43%	44	27	-39%	0%
JALISCO	IXTLAHUACAN DE LOS MEMBRILLOS	5	18	260%	4	8	100%	9	26	189%	0%
NUEVO LEON	SAN PEDRO GARZA GARCIA	17	12	-29%	19	14	-26%	36	26	-28%	0%
TAMAULIPAS	VICTORIA	13	8	-38%	22	18	-18%	35	26	-26%	0%
VERACRUZ	FORTIN	23	21	-9%	9	5	-44%	32	26	-19%	0%
GUANAJUATO	ACAMBARO	13	17	31%	11	8	-27%	24	25	4%	0%
MEXICO	COYOTEPEC	24	18	-25%	3	7	133%	27	25	-7%	0%
MICHOACAN	HIDALGO	9	19	111%	4	6	50%	13	25	92%	0%
MICHOACAN	TANGANCICUARO	10	23	130%	5	2	-60%	15	25	67%	0%
GUANAJUATO	SAN FRANCISCO DEL RINCON	15	13	-13%	8	11	38%	23	24	4%	0%
TLAXCALA	HUAMANTLA	32	15	-53%	5	9	80%	37	24	-35%	0%
VERACRUZ	COTAXTLA	8	15	88%	4	9	125%	12	24	100%	0%
VERACRUZ	PEROTE	19	17	-11%	10	7	-30%	29	24	-17%	0%
MEXICO	TLALMANALCO	11	12	9%	7	11	57%	18	23	28%	0%
ZACATECAS	CONCEPCION DEL ORO	16	18	13%	3	5	67%	19	23	21%	0%
ZACATECAS	GUADALUPE	10	15	50%	9	8	-11%	19	23	21%	0%
CHIAPAS	PALENQUE	21	18	-14%	3	4	33%	24	22	-8%	0%
COAHUILA	PIEDRAS NEGRAS	2	9	350%	6	13	117%	8	22	175%	0%
GUANAJUATO	DOLORES HIDALGO	13	16	23%	6	6	0%	19	22	16%	0%
GUANAJUATO	JARAL DEL PROGRESO	7	16	129%	1	6	500%	8	22	175%	0%
HIDALGO	ATOTONILCO DE TULA	18	13	-28%	13	9	-31%	31	22	-29%	0%
MEXICO	TIANGUISTENCO	6	13	117%	2	9	350%	8	22	175%	0%
MORELOS	JOJUTLA	19	15	-21%	10	7	-30%	29	22	-24%	0%
NUEVO LEON	CIENEGA DE FLORES	9	14	56%	10	8	-20%	19	22	16%	0%
PUEBLA	IZUCAR DE MATAMOROS	18	18	0%	7	4	-43%	25	22	-12%	0%
QUINTANA ROO	COZUMEL	3	9	200%	10	13	30%	13	22	69%	0%
QUINTANA ROO	OTHON P. BLANCO	7	4	-43%	26	18	-31%	33	22	-33%	0%
SINALOA	ROSARIO	10	21	110%	1	1	0%	11	22	100%	0%
TAMAULIPAS	ALTAMIRA	33	8	-76%	25	14	-44%	58	22	-62%	0%
CAMPECHE	CAMPECHE	16	13	-19%	14	8	-43%	30	21	-30%	0%
HIDALGO	TEPEAPULCO	5	20	300%	5	1	-80%	10	21	110%	0%
PUEBLA	HUAUCHINANGO	29	13	-55%	15	8	-47%	44	21	-52%	0%
TLAXCALA	CHIAUTEMPAN	12	14	17%	2	7	250%	14	21	50%	0%
VERACRUZ	CUITLAHUAC	9	18	100%	2	3	50%	11	21	91%	0%
COAHUILA	MONCLOVA	14	5	-64%	19	15	-21%	33	20	-39%	0%
GUANAJUATO	PENJAMO	13	18	38%	3	2	-33%	16	20	25%	0%
GUANAJUATO	TARIMORO	12	19	58%	4	1	-75%	16	20	25%	0%
GUANAJUATO	YURIRIA	17	17	0%	5	3	-40%	22	20	-9%	0%
MICHOACAN	ZITACUARO	19	15	-21%	7	5	-29%	26	20	-23%	0%
NUEVO LEON	SALINAS VICTORIA	8	10	25%	10	10	0%	18	20	11%	0%
OAXACA	SAN JUAN BAUTISTA TUXTEPEC	28	19	-32%	9	1	-89%	37	20	-46%	0%
PUEBLA	CHIGNAHUAPAN	8	18	125%	4	2	-50%	12	20	67%	0%
QUERETARO	PEDRO ESCOBEDO	10	15	50%	13	5	-62%	23	20	-13%	0%
SONORA	GUAYMAS	18	14	-22%	12	6	-50%	30	20	-33%	0%
SONORA	SAN LUIS RIO COLORADO	3	11	267%	9	9	0%	12	20	67%	0%
TABASCO	MACUSPANA	25	16	-36%	22	4	-82%	47	20	-57%	0%
TAMAULIPAS	RIO BRAVO	25	11	-56%	2	9	350%	27	20	-26%	0%
BAJA CALIFORNIA SUR	CABOS LOS	5	1	-80%	21	18	-14%	26	19	-27%	0%
HIDALGO	ATITALAQUIA	5	6	20%	7	13	86%	12	19	58%	0%
JALISCO	ARENAL EL	9	17	89%	2	2	0%	11	19	73%	0%
JALISCO	DESCONOCIDO	3	17	467%	1	2	100%	4	19	375%	0%
MEXICO	ALMOLOYA DE JUAREZ	17	9	-47%	8	10	25%	25	19	-24%	0%
MICHOACAN	ZACAPU	9	15	67%		4	100%	9	19	111%	0%
NUEVO LEON	MONTEMORELOS	6	5	-17%	5	14	180%	11	19	73%	0%
SINALOA	NAVOLATE	18	15	-17%	7	4	-43%	25	19	-24%	0%
VERACRUZ	COATEPEC	9	13	44%	9	6	-33%	18	19	6%	0%
BAJA CALIFORNIA SUR	LOS CABOS	4	8	100%	13	10	-23%	17	18	6%	0%
GUANAJUATO	ABASOLO	14	16	14%	3	2	-33%	17	18	6%	0%
GUANAJUATO	SAN FELIPE	14	12	-14%	8	6	-25%	22	18	-18%	0%

NUEVO LEON	ALLENDE	34	11	-68%	22	7	-68%	56	18	-68%	0%
PUEBLA	CHALCHICOMULA DE SESMA	12	13	8%	4	5	25%	16	18	13%	0%
CHIAPAS	REFORMA	10	8	-20%	12	9	-25%	22	17	-23%	0%
CHIHUAHUA	DELICIAS	13	4	-69%	26	13	-50%	39	17	-56%	0%
MEXICO	ATENCO	12	12	0%	3	5	67%	15	17	13%	0%
MEXICO	VALLE DE BRAVO	21	14	-33%	9	3	-67%	30	17	-43%	0%
MICHOACAN	CHILCHOTA	5	15	200%	1	2	100%	6	17	183%	0%
VERACRUZ	EMILIANO ZAPATA	18	10	-44%	9	7	-22%	27	17	-37%	0%
ZACATECAS	VILLA DE COS	3	14	367%	1	3	200%	4	17	325%	0%
AGUASCALIENTES	JESUS MARIA	4	9	125%	5	7	40%	9	16	78%	0%
CHIAPAS	COMITAN DE DOMINGUEZ	8	12	50%	2	4	100%	10	16	60%	0%
CHIHUAHUA	HIDALGO DEL PARRAL	9	10	11%	4	6	50%	13	16	23%	0%
COAHUILA	PARRAS	1		-100%	2	16	700%	3	16	433%	0%
MEXICO	HUEYOXTLA	5	5	0%	1	11	1000%	6	16	167%	0%
MICHOACAN	REYES LOS	15	11	-27%	7	5	-29%	22	16	-27%	0%
MICHOACAN	SAHUAYO	6	8	33%	3	8	167%	9	16	78%	0%
MICHOACAN	ZINAPECUARO	16	13	-19%	4	3	-25%	20	16	-20%	0%
MORELOS	TEPOZTLAN	12	7	-42%	3	9	200%	15	16	7%	0%
OAXACA	SANTA LUCIA DEL CAMINO	5	5	0%	5	11	120%	10	16	60%	0%
SAN LUIS POTOSI	CIUDAD VALLES	7	8	14%	5	8	60%	12	16	33%	0%
SONORA	CABORCA	16	8	-50%	7	8	14%	23	16	-30%	0%
TABASCO	EMILIANO ZAPATA	12	13	8%	3	3	0%	15	16	7%	0%
CHIAPAS	TAPACHULA	10	4	-60%	20	11	-45%	30	15	-50%	0%
COLIMA	TECOMAN	3	4	33%	5	11	120%	8	15	88%	0%
GUERRERO	TAXCO DE ALARCON	36	11	-69%	6	4	-33%	42	15	-64%	0%
JALISCO	CHAPALA	7	7	0%	2	8	300%	9	15	67%	0%
MEXICO	OCOYOACAC	13	5	-62%	5	10	100%	18	15	-17%	0%
OAXACA	SANTA CRUZ XOXOCOTLAN	6	7	17%	14	8	-43%	20	15	-25%	0%
PUEBLA	ZACATLAN	22	11	-50%	3	4	33%	25	15	-40%	0%
SINALOA	ANGOSTURA	7	14	100%	2	1	-50%	9	15	67%	0%
SONORA	NAVOJOA	9	4	-56%	10	11	10%	19	15	-21%	0%
SONORA	YECORA	12	14	17%	2	1	-50%	14	15	7%	0%
VERACRUZ	AMATLAN DE LOS REYES	23	13	-43%	13	2	-85%	36	15	-58%	0%
VERACRUZ	RIO BLANCO	18	11	-39%	12	4	-67%	30	15	-50%	0%
HIDALGO	ZEMPOALA	10	13	30%	7	1	-86%	17	14	-18%	0%
JALISCO	BARCA LA	14	11	-21%	4	3	-25%	18	14	-22%	0%
MEXICO	APAXCO	11	8	-27%	3	6	100%	14	14	0%	0%
MICHOACAN	MARAVATIO	12	6	-50%	3	8	167%	15	14	-7%	0%
MICHOACAN	TARIMBARO	6	8	33%	10	6	-40%	16	14	-13%	0%
OAXACA	JUCHITAN DE ZARAGOZA	12	10	-17%	13	4	-69%	25	14	-44%	0%
PUEBLA	TEZIUTLAN	9	9	0%	6	5	-17%	15	14	-7%	0%
SAN LUIS POTOSI	CARDENAS	5	10	100%	1	4	300%	6	14	133%	0%
SAN LUIS POTOSI	VILLA DE ARRIAGA	5	13	160%	3	1	-67%	8	14	75%	0%
SINALOA	SALVADOR ALVARADO	11	11	0%	2	3	50%	13	14	8%	0%
TLAXCALA	SAN PABLO DEL MONTE	10	10	0%	7	4	-43%	17	14	-18%	0%
VERACRUZ	IXTACZOQUITLAN	21	9	-57%	4	5	25%	25	14	-44%	0%
VERACRUZ	PAPANTLA	11	9	-18%	9	5	-44%	20	14	-30%	0%
ZACATECAS	PINOS	6	14	133%			100%	6	14	133%	0%
GUANAJUATO	URIANGATO	15	8	-47%	4	5	25%	19	13	-32%	0%
GUERRERO	COYUCA DE CATALAN	9	11	22%	1	2	100%	10	13	30%	0%
JALISCO	JOCOTEPEC	3	8	167%	1	5	400%	4	13	225%	0%
MEXICO	IXTLAHUACA	9	4	-56%	8	9	13%	17	13	-24%	0%
MICHOACAN	BUENAVISTA	16	11	-31%	6	2	-67%	22	13	-41%	0%
MICHOACAN	PARACHO	9	13	44%	3		-100%	12	13	8%	0%
MORELOS	PUENTE DE IXTLA	8	6	-25%	3	7	133%	11	13	18%	0%
OAXACA	HUAJUAPAM DE LEON	14	8	-43%	4	5	25%	18	13	-28%	0%
PUEBLA	ACAJETE	26	9	-65%	5	4	-20%	31	13	-58%	0%
PUEBLA	PALMAR DE BRAVO	18	12	-33%	8	1	-88%	26	13	-50%	0%
PUEBLA	QUECHOLAC	9	12	33%	1	1	0%	10	13	30%	0%
PUEBLA	TLAHUAPAN	7	11	57%	3	2	-33%	10	13	30%	0%
TLAXCALA	ZACATELCO	7	7	0%	2	6	200%	9	13	44%	0%
VERACRUZ	TEMAPACHE	14	12	-14%	1	1	100%	14	13	-7%	0%
CHIAPAS	CHIAPA DE CORZO	6	10	67%	12	2	-83%	18	12	-33%	0%
JALISCO	ZAPOTLAN EL GRANDE	7	5	-29%	7	7	0%	14	12	-14%	0%
MEXICO	ACULCO	19	11	-42%	2	1	-50%	21	12	-43%	0%
MEXICO	AXAPUSCO	9	11	22%		1	100%	9	12	33%	0%
MEXICO	TEQUIXQUIAC	13	10	-23%	7	2	-71%	20	12	-40%	0%
MICHOACAN	CUITZEO	1	10	900%	2	2	0%	3	12	300%	0%
MICHOACAN	GABRIEL ZAMORA	10	9	-10%	3	3	0%	13	12	-8%	0%
MICHOACAN	PERIBAN	6	10	67%	2	2	0%	8	12	50%	0%
NUEVO LEON	CARMEN	5	6	20%	9	6	-33%	14	12	-14%	0%
NUEVO LEON	LINARES	1	7	600%	2	5	150%	3	12	300%	0%

NUEVO LEON	SANTIAGO	11	4	-64%	25	8	-68%	36	12	-67%	0%
QUINTANA ROO	DESCONOCIDO	7	6	-14%	7	6	-14%	14	12	-14%	0%
SONORA	MAGDALENA	7	9	29%	1	3	200%	8	12	50%	0%
TABASCO	TEAPA	4	2	-50%	1	10	900%	5	12	140%	0%
TLAXCALA	YAUHQUEMECAN	16	8	-50%	9	4	-56%	25	12	-52%	0%
VERACRUZ	CHOAPAS LAS	18	6	-67%	3	6	100%	21	12	-43%	0%
CHIAPAS	OCOSINGO	9	10	11%	2	1	-50%	11	11	0%	0%
COAHUILA	SAN PEDRO		1	100%	2	10	400%	2	11	450%	0%
DURANGO	PUEBLO NUEVO	1	10	900%		1	100%	1	11	1000%	0%
GUANAJUATO	SAN DIEGO DE LA UNION	1	9	800%		2	100%	1	11	1000%	0%
HIDALGO	APAN	12	8	-33%	4	3	-25%	16	11	-31%	0%
JALISCO	ACATLAN DE JUAREZ	6	9	50%	5	2	-60%	11	11	0%	0%
MEXICO	COCOTITLAN	9	9	0%	3	2	-33%	12	11	-8%	0%
MEXICO	JUCHITEPEC	4	8	100%	1	3	200%	5	11	120%	0%
MEXICO	SAN MARTIN DE LAS PIRAMIDES	13	7	-46%	3	4	33%	16	11	-31%	0%
MEXICO	SOYANIQUILPAN DE JUAREZ	13	9	-31%	1	2	100%	14	11	-21%	0%
MEXICO	TONANITLA	16	10	-38%	3	1	-67%	19	11	-42%	0%
MICHOACAN	JIQUILPAN	2	6	200%	1	5	400%	3	11	267%	0%
MORELOS	TLALTIZAPAN	2	10	400%	2	1	-50%	4	11	175%	0%
QUERETARO	CADEREYTA DE MONTES	3	7	133%	3	4	33%	6	11	83%	0%
QUERETARO	TEQUISQUIAPAN	5	7	40%	9	4	-56%	14	11	-21%	0%
TABASCO	CENTLA	7	9	29%	6	2	-67%	13	11	-15%	0%
TLAXCALA	IXTACUIXTLA DE MARIANO MATAM	7	7	0%	1	4	300%	8	11	38%	0%
VERACRUZ	AGUA DULCE	7	6	-14%	2	5	150%	9	11	22%	0%
VERACRUZ	TRES VALLES	13	8	-38%	1	3	200%	14	11	-21%	0%
ZACATECAS	JEREZ	2	6	200%	1	5	400%	3	11	267%	0%
COAHUILA	ARTEAGA	7	7	0%	5	3	-40%	12	10	-17%	0%
COAHUILA	FRONTERA		3	100%	2	7	250%	2	10	400%	0%
GUERRERO	CHILAPA DE ALVAREZ	6	9	50%		1	100%	6	10	67%	0%
GUERRERO	PUNGARABATO	8	6	-25%	5	4	-20%	13	10	-23%	0%
GUERRERO	TLAPA DE COMONFORT	7	5	-29%	5	5	0%	12	10	-17%	0%
HIDALGO	DESCONOCIDO	1	7	600%	1	3	200%	2	10	400%	0%
HIDALGO	HUICHAPAN	8	9	13%		1	100%	8	10	25%	0%
HIDALGO	IXMIQUILPAN	1	6	500%	3	4	33%	4	10	150%	0%
MEXICO	CALIMAYA	9	5	-44%	2	5	150%	11	10	-9%	0%
MICHOACAN	DESCONOCIDO	2	9	350%		1	100%	2	10	400%	0%
MICHOACAN	SALVADOR ESCALANTE	11	7	-36%	3	3	0%	14	10	-29%	0%
MICHOACAN	TUXPAN	6	9	50%	5	1	-80%	11	10	-9%	0%
MORELOS	ATLATLAHUCAN	3	4	33%	1	6	500%	4	10	150%	0%
MORELOS	AYALA	7	6	-14%	9	4	-56%	16	10	-38%	0%
NUEVO LEON	GALEANA	3	5	67%	1	5	400%	4	10	150%	0%
NUEVO LEON	GENERAL ZUAZUA	3	3	0%	8	7	-13%	11	10	-9%	0%
OAXACA	SALINA CRUZ	3	9	200%	7	1	-86%	10	10	0%	0%
PUEBLA	SAN SALVADOR EL VERDE	3	9	200%	2	1	-50%	5	10	100%	0%
PUEBLA	TOCHTEPEC	7	8	14%	2	2	0%	9	10	11%	0%
SINALOA	SINALOA	12	7	-42%		3	100%	12	10	-17%	0%
TABASCO	JALPA DE MENDEZ	17	7	-59%	12	3	-75%	29	10	-66%	0%
TAMAULIPAS	MANTE EL	11	5	-55%	2	5	150%	13	10	-23%	0%
TLAXCALA	NATIVITAS	8	7	-13%	2	3	50%	10	10	0%	0%
VERACRUZ	ACTOPAN	3	7	133%	1	3	200%	4	10	150%	0%
VERACRUZ	ALVARADO	11	4	-64%	3	6	100%	14	10	-29%	0%
VERACRUZ	OMEALCA	3	7	133%	1	3	200%	4	10	150%	0%
GUANAJUATO	MOROLEON	9	4	-56%	4	5	25%	13	9	-31%	0%
GUANAJUATO	PURISIMA DEL RINCON		7	100%	5	2	-60%	5	9	80%	0%
GUERRERO	EDUARDO NERI	8	8	0%	1	1	0%	9	9	0%	0%
GUERRERO	UNION DE ISIDRO MONTES DE OCA	10	8	-20%		1	100%	10	9	-10%	0%
HIDALGO	ZAPOTLAN DE JUAREZ	3	9	200%	1		-100%	4	9	125%	0%
JALISCO	ACATIC	4	5	25%	1	4	300%	5	9	80%	0%
JALISCO	AHUALULCO DE MERCADO	1	2	100%	1	7	600%	2	9	350%	0%
MEXICO	ACAMBAY	5	8	60%	1	1	0%	6	9	50%	0%
MEXICO	CHINCONCUAC	9	4	-56%	2	5	150%	11	9	-18%	0%
MEXICO	POLOTITLAN	7	4	-43%	5	5	0%	12	9	-25%	0%
MEXICO	TEMASCALAPA	9	3	-67%	3	6	100%	12	9	-25%	0%
MEXICO	TENANCINGO	9	2	-78%	5	7	40%	14	9	-36%	0%
MEXICO	TEPETLAOXTOC	3	7	133%		2	100%	3	9	200%	0%
MEXICO	VILLA GUERRERO	9	8	-11%	6	1	-83%	15	9	-40%	0%
MEXICO	VILLA VICTORIA	1	7	600%		2	100%	1	9	800%	0%
MICHOACAN	ARIO	11	7	-36%	7	2	-71%	18	9	-50%	0%
QUERETARO	AMEALCO DE BONFIL	19	8	-58%	2	1	-50%	21	9	-57%	0%
QUERETARO	DESCONOCIDO	1	5	400%	1	4	300%	2	9	350%	0%
SINALOA	ELOTA	17	7	-59%		2	100%	17	9	-47%	0%
SINALOA	MOCORITO	5	8	60%		1	100%	5	9	80%	0%



TLAXCALA	PAPALOTLA DE XICHTENCATL	7	5	-29%	5	4	-20%	12	9	-25%	0%
TLAXCALA	XICHTZINCO	1	6	500%		3	100%	1	9	800%	0%
VERACRUZ	PANUCO	5	5	0%	3	4	33%	8	9	13%	0%
ZACATECAS	SOMBRETE	4	6	50%	4	3	-25%	8	9	13%	0%
CHIHUAHUA	DESCONOCIDO	1	2	100%		6	100%	1	8	700%	0%
COAHUILA	CASTAÑOS	3	1	-67%	2	7	250%	5	8	60%	0%
GUANAJUATO	MANUEL DOBLADO	4	7	75%		1	100%	4	8	100%	0%
GUERRERO	COYUCA DE BENITEZ	12	8	-33%			100%	12	8	-33%	0%
JALISCO	AMATITAN	5	5	0%	1	3	200%	6	8	33%	0%
JALISCO	ATOTONILCO EL ALTO	3	5	67%	10	3	-70%	13	8	-38%	0%
JALISCO	JAMAY	2	8	300%	5		-100%	7	8	14%	0%
JALISCO	ZACOALCO DE TORRES	1	6	500%		2	100%	1	8	700%	0%
MORELOS	ZACATEPEC DE HIDALGO	3	5	67%	2	3	50%	5	8	60%	0%
OAXACA	TLACOLULA DE MATAMOROS	2	6	200%	1	2	100%	3	8	167%	0%
PUEBLA	AHUAZOTEPEC	5	5	0%	4	3	-25%	9	8	-11%	0%
PUEBLA	JUAN C. BONILLA	5	8	60%	1		-100%	6	8	33%	0%
PUEBLA	LIBRES	9	7	-22%	6	1	-83%	15	8	-47%	0%
QUERETARO	HUIMILPAN	4	3	-25%		5	100%	4	8	100%	0%
SONORA	DESCONOCIDO	5	5	0%	5	3	-40%	10	8	-20%	0%
SONORA	PUERTO PEÑASCO	6	1	-83%	6	7	17%	12	8	-33%	0%
TABASCO	JALAPA	9	2	-78%	2	6	200%	11	8	-27%	0%
VERACRUZ	ANTIGUA LA	13	6	-54%	3	2	-33%	16	8	-50%	0%
VERACRUZ	SAYULA DE ALEMAN	12	7	-42%	1	1	0%	13	8	-38%	0%
VERACRUZ	TIHUATLAN	11	6	-45%	3	2	-33%	14	8	-43%	0%
ZACATECAS	LORETO	7	6	-14%	1	2	100%	8	8	0%	0%
ZACATECAS	OJOCALIENTE	7	6	-14%	2	2	0%	9	8	-11%	0%
CAMPECHE	CALKINI	2		-100%	10	7	-30%	12	7	-42%	0%
CAMPECHE	CHAMPOTON	2	2	0%	3	5	67%	5	7	40%	0%
CHIAPAS	OCOZOCOAUTLA DE ESPINOSA	6	2	-67%	13	5	-62%	19	7	-63%	0%
GUANAJUATO	CUERAMARO	2	5	150%	1	2	100%	3	7	133%	0%
GUANAJUATO	DESCONOCIDO	2	6	200%	2	1	100%	2	7	250%	0%
GUERRERO	ATOYAC DE ALVAREZ	2	7	250%	3		-100%	5	7	40%	0%
GUERRERO	HUITZUCO DE LOS FIGUEROA	4	6	50%		1	100%	4	7	75%	0%
GUERRERO	JOSE AZUETA	2	5	150%	2	2	0%	4	7	75%	0%
HIDALGO	SANTIAGO TULANTEPEC DE LUGO G	1	3	200%	6	4	-33%	7	7	0%	0%
JALISCO	VILLA CORONA	1	2	100%	1	5	400%	2	7	250%	0%
MEXICO	CAPULHUAC	2	3	50%	1	4	300%	3	7	133%	0%
MEXICO	CHIAUTLA	6	4	-33%	1	3	200%	7	7	0%	0%
MEXICO	JOCOTITLAN	2	2	0%		5	100%	2	7	250%	0%
MEXICO	MORELOS	4	4	0%	1	3	200%	5	7	40%	0%
MEXICO	NOPALTEPEC	4	7	75%	6		-100%	10	7	-30%	0%
MEXICO	SAN ANTONIO LA ISLA	6	3	-50%	5	4	-20%	11	7	-36%	0%
MEXICO	TENANGO DEL VALLE	5	4	-20%	2	3	50%	7	7	0%	0%
MICHOACAN	PURUANDIRO	5	3	-40%	6	4	-33%	11	7	-36%	0%
MICHOACAN	TACAMBARO	19	3	-84%	3	4	33%	22	7	-68%	0%
MICHOACAN	TARETAN	9	6	-33%	1	1	0%	10	7	-30%	0%
OAXACA	SAN BARTOLO COYOTEPEC	7	4	-43%	7	3	-57%	14	7	-50%	0%
PUEBLA	OCOYUCAN	2	5	150%	3	2	-33%	5	7	40%	0%
PUEBLA	RAFAEL LARA GRAJALES	12	6	-50%	2	1	-50%	14	7	-50%	0%
PUEBLA	REYES DE JUAREZ LOS	1	6	500%		1	100%	1	7	600%	0%
PUEBLA	SAN SALVADOR HUIXCOLOTLA	3	5	67%	1	2	100%	4	7	75%	0%
QUERETARO	COLON	14	5	-64%	5	2	-60%	19	7	-63%	0%
QUINTANA ROO	PUERTO MORELOS	1	4	300%		3	100%	1	7	600%	0%
SAN LUIS POTOSI	RIOVERDE	4	6	50%	5	1	-80%	9	7	-22%	0%
SINALOA	CHOIX	1	7	600%			100%	1	7	600%	0%
TAMAULIPAS	MIGUEL ALEMAN	11	7	-36%	4		-100%	15	7	-53%	0%
TLAXCALA	CUAPIAXTLA	4	7	75%	1		-100%	5	7	40%	0%
TLAXCALA	DESCONOCIDO	1	5	400%	1	2	100%	2	7	250%	0%
VERACRUZ	ALTO LUCERO DE GUTIERREZ BARRI	1	6	500%		1	100%	1	7	600%	0%
VERACRUZ	IXHUATLAN DEL SURESTE	3	5	67%	3	2	-33%	6	7	17%	0%
VERACRUZ	MARTINEZ DE LA TORRE	8	4	-50%	8	3	-63%	16	7	-56%	0%
VERACRUZ	OLUTA	2	5	150%	2	2	0%	4	7	75%	0%
ZACATECAS	CALERA	13	7	-46%	5		-100%	18	7	-61%	0%
CHIAPAS	ARRIAGA	3	5	67%	8	1	-88%	11	6	-45%	0%
CHIAPAS	BERRIOZABAL	1	2	100%	4	4	0%	5	6	20%	0%
DURANGO	LERDO	6	3	-50%	7	3	-57%	13	6	-54%	0%
GUERRERO	PETATLAN	6	5	-17%	2	1	-50%	8	6	-25%	0%
HIDALGO	ACTOPAN	4	1	-75%	4	5	25%	8	6	-25%	0%
HIDALGO	EMILIANO ZAPATA	5	4	-20%	1	2	100%	6	6	0%	0%
HIDALGO	MINERAL DEL CHICO	1	3	200%	2	3	50%	3	6	100%	0%
HIDALGO	MIXQUIAHUALA DE JUAREZ	1	1	0%	1	5	400%	2	6	200%	0%
HIDALGO	TEZONTEPEC DE ALDAMA	3	4	33%	1	2	100%	4	6	50%	0%

JALISCO	AMECA	2	4	100%	7	2	-71%	9	6	-33%	0%
JALISCO	CIUDAD GUZMAN	1	2	100%	3	4	33%	4	6	50%	0%
JALISCO	OJUELOS DE JALISCO	2	4	100%	2	2	0%	4	6	50%	0%
JALISCO	PONCITLAN	6	4	-33%	2	2	0%	8	6	-25%	0%
MEXICO	AMATEPEC	4	4	0%		2	100%	4	6	50%	0%
MEXICO	OTZOLOTEPEC	4	6	50%	3		-100%	7	6	-14%	0%
MEXICO	TEJUPILCO	10	6	-40%	3		-100%	13	6	-54%	0%
MICHOACAN	PUREPERO	5	4	-20%	2	2	0%	7	6	-14%	0%
MICHOACAN	TINGUINDIN	1	5	400%		1	100%	1	6	500%	0%
MICHOACAN	TOCUMBO		6	100%	1		-100%	1	6	500%	0%
MORELOS	AXOCHIAPAN		5	100%		1	100%	0	6	100%	0%
MORELOS	TLAYACAPAN	1	2	100%		4	100%	1	6	500%	0%
OAXACA	LOMA BONITA	4	6	50%	2		-100%	6	6	0%	0%
OAXACA	SAN JACINTO AMILPAS	1	4	300%	4	2	-50%	5	6	20%	0%
OAXACA	SANTA MARIA ATZOMPA	2	1	-50%	4	5	25%	6	6	0%	0%
OAXACA	SANTO DOMINGO TEHUANTEPEC	12	5	-58%	2	1	-50%	14	6	-57%	0%
OAXACA	TLALIXTAC DE CABRERA	1	3	200%	1	3	200%	2	6	200%	0%
PUEBLA	ACATLAN	6	5	-17%		1	100%	6	6	0%	0%
PUEBLA	CUAPIAXTLA DE MADERO	8	3	-63%	1	3	200%	9	6	-33%	0%
PUEBLA	SAN SALVADOR EL SECO	4	5	25%	1	1	0%	5	6	20%	0%
SAN LUIS POTOSI	VILLA HIDALGO	5	5	0%	2	1	-50%	7	6	-14%	0%
SINALOA	FUERTE EL	3	5	67%	3	1	-67%	6	6	0%	0%
SONORA	AGUA PRIETA	1	4	300%	5	2	-60%	6	6	0%	0%
SONORA	BACUM	5	3	-40%	1	3	200%	6	6	0%	0%
SONORA	HUATABAMPO	5	4	-20%	1	2	100%	6	6	0%	0%
TABASCO	BALANCAN	5	4	-20%	1	2	100%	6	6	0%	0%
TLAXCALA	APETATITLAN DE ANTONIO CARVAJA	2	4	100%	4	2	-50%	6	6	0%	0%
TLAXCALA	TETLA DE LA SOLIDARIDAD	3	3	0%		3	100%	3	6	100%	0%
TLAXCALA	TLAXCO	7	4	-43%	3	2	-33%	10	6	-40%	0%
TLAXCALA	XALOZTOC	3	3	0%		3	100%	3	6	100%	0%
VERACRUZ	CAMERINO Z MENDOZA	18	3	-83%	1	3	200%	19	6	-68%	0%
VERACRUZ	CERRO AZUL	3	5	67%	1	1	0%	4	6	50%	0%
VERACRUZ	COATZINTLA	6	5	-17%	4	1	-75%	10	6	-40%	0%
VERACRUZ	GUTIERREZ ZAMORA	1	4	300%	4	2	-50%	5	6	20%	0%
VERACRUZ	JALTIPAN	16	5	-69%	6	1	-83%	22	6	-73%	0%
VERACRUZ	TEZONAPA	9	4	-56%	1	2	100%	10	6	-40%	0%
VERACRUZ	VEGA DE ALATORRE	4	5	25%	3	1	-67%	7	6	-14%	0%
ZACATECAS	TLALTENANGO DE SANCHEZ ROMAN	3	6	100%	1		-100%	4	6	50%	0%
BAJA CALIFORNIA	DESCONOCIDO		4	100%	3	1	-67%	3	5	67%	0%
CHIAPAS	VENUSTIANO CARRANZA		3	100%		2	100%	0	5	100%	0%
CHIHUAHUA	CAMARGO	2	2	0%	1	3	200%	3	5	67%	0%
COAHUILA	ACUÑA			100%	5	5	0%	5	5	0%	0%
GUERRERO	DESCONOCIDO		5	100%			100%	0	5	100%	0%
GUERRERO	TECPAN DE GALEANA	6	3	-50%		2	100%	6	5	-17%	0%
HIDALGO	ATOTONILCO EL GRANDE	1	3	200%		2	100%	1	5	400%	0%
HIDALGO	EPAZOYUCAN		3	100%	3	2	-33%	3	5	67%	0%
HIDALGO	HUEJUTLA DE REYES		4	100%	1	1	0%	1	5	400%	0%
HIDALGO	SINGUILUCAN	6	5	-17%	3		-100%	9	5	-44%	0%
HIDALGO	TLAXCOAPAN	3	3	0%	5	2	-60%	8	5	-38%	0%
HIDALGO	TOLCAYUCA	2	2	0%	1	3	200%	3	5	67%	0%
HIDALGO	VILLA DE TEZONTEPEC	2		-100%		5	100%	2	5	150%	0%
JALISCO	JALOSTOTITLAN	8	4	-50%	5	1	-80%	13	5	-62%	0%
JALISCO	JUANACATLAN	2	2	0%	1	3	200%	3	5	67%	0%
JALISCO	SAYULA	3	1	-67%	1	4	300%	4	5	25%	0%
JALISCO	TUXPAN		1	100%		4	100%	0	5	100%	0%
MEXICO	ALMOLOYA DE ALQUISIRAS	5	2	-60%	3	3	0%	8	5	-38%	0%
MEXICO	IXTAPAN DE LA SAL	3	5	67%	1		-100%	4	5	25%	0%
MEXICO	XALATLACO	4	3	-25%		2	100%	4	5	25%	0%
MICHOACAN	ACUITZIO	3	3	0%		2	100%	3	5	67%	0%
MICHOACAN	ALVARO OBREGON	3	3	0%		2	100%	3	5	67%	0%
MICHOACAN	ARTEAGA	4	4	0%	3	1	-67%	7	5	-29%	0%
MICHOACAN	NUEVO URECHO	7	5	-29%	1		-100%	8	5	-38%	0%
MICHOACAN	TANCITARO	1	4	300%	1	1	0%	2	5	150%	0%
MORELOS	DESCONOCIDO	1	4	300%		1	100%	1	5	400%	0%
MORELOS	YECAPIXTLA	5	1	-80%	3	4	33%	8	5	-38%	0%
NAYARIT	XALISCO	2	4	100%	1	1	0%	3	5	67%	0%
NUEVO LEON	DOCTOR ARROYO		1	100%	1	4	300%	1	5	400%	0%
NUEVO LEON	GENERAL TERAN		4	100%		1	100%	0	5	100%	0%
NUEVO LEON	HIDALGO	1	5	400%	1		-100%	2	5	150%	0%
NUEVO LEON	SABINAS HIDALGO	2	4	100%	1	1	0%	3	5	67%	0%
OAXACA	SAN PEDRO MIXTEPEC DISTR. 22	1	2	100%	2	3	50%	3	5	67%	0%
PUEBLA	CHOLULA	11	3	-73%	2	2	0%	13	5	-62%	0%

PUEBLA	SAN JOSE CHIAPA	7	5	-29%	2		-100%	9	5	-44%	0%
PUEBLA	SAN MIGUEL XOXTLA	7	5	-29%			100%	7	5	-29%	0%
PUEBLA	TECALI DE HERRERA	4	5	25%			100%	4	5	25%	0%
QUERETARO	EZEQUIEL MONTES	3		-100%	3	5	67%	6	5	-17%	0%
QUINTANA ROO	BACALAR	3	3	0%	4	2	-50%	7	5	-29%	0%
SINALOA	BADIRAGUATO	2	5	150%			100%	2	5	150%	0%
SINALOA	ESCUINAPA	15	4	-73%	1	1	0%	16	5	-69%	0%
TLAXCALA	ATLANGATEPEC		3	100%	2	2	0%	2	5	150%	0%
TLAXCALA	PANOTLA	1	3	200%		2	100%	1	5	400%	0%
TLAXCALA	TEPETITLAN DE LARDIZABAL	6	3	-50%	4	2	-50%	10	5	-50%	0%
VERACRUZ	LERDO DE TEJADA	1	3	200%		2	100%	1	5	400%	0%
VERACRUZ	SAN JUAN EVANGELISTA	3	5	67%			100%	3	5	67%	0%
YUCATAN	PROGRESO	1	2	100%	1	3	200%	2	5	150%	0%
ZACATECAS	MAZAPIL		3	100%		2	100%	0	5	100%	0%
ZACATECAS	VALPARAISO	6	4	-33%	1	1	0%	7	5	-29%	0%
AGUASCALIENTES	CALVILLO		2	100%	1	2	100%	1	4	300%	0%
CHIAPAS	CINTALAPA	3	3	0%	2	1	-50%	5	4	-20%	0%
CHIAPAS	HUISTAN		4	100%			100%	0	4	100%	0%
CHIAPAS	JUAREZ	2	3	50%	4	1	-75%	6	4	-33%	0%
CHIAPAS	TONALA	2		-100%	2	4	100%	4	4	0%	0%
CHIHUAHUA	AHUMADA		2	100%		2	100%	0	4	100%	0%
CHIHUAHUA	ALDAMA	2	3	50%	4	1	-75%	6	4	-33%	0%
CHIHUAHUA	MEOQUI	1	1	0%	3	3	0%	4	4	0%	0%
CHIHUAHUA	NUEVO CASAS GRANDES	2	1	-50%	2	3	50%	4	4	0%	0%
CHIHUAHUA	SANTA ISABEL	2	4	100%			100%	2	4	100%	0%
COLIMA	COMALA		1	100%	1	3	200%	1	4	300%	0%
DURANGO	MAPIMI	1	4	300%			100%	1	4	300%	0%
DURANGO	VICENTE GUERRERO		4	100%			100%	0	4	100%	0%
HIDALGO	SAN AGUSTIN TLAXIACA	3	2	-33%	4	2	-50%	7	4	-43%	0%
JALISCO	COLOTLAN		4	100%	1		-100%	1	4	300%	0%
JALISCO	HUERTA LA	2	2	0%		2	100%	2	4	100%	0%
JALISCO	IXTLAHUACAN DEL RIO	3	2	-33%		2	100%	3	4	33%	0%
JALISCO	MAGDALENA		1	100%		3	100%	0	4	100%	0%
JALISCO	SAN MIGUEL EL ALTO	6	1	-83%	10	3	-70%	16	4	-75%	0%
JALISCO	UNION DE SAN ANTONIO	2	3	50%		1	100%	2	4	100%	0%
JALISCO	VILLA GUERRERO	1	4	300%			100%	1	4	300%	0%
JALISCO	ZAPOTILIC	2		-100%	6	4	-33%	8	4	-50%	0%
MEXICO	TEMAMATLA	2	3	50%	2	1	-50%	4	4	0%	0%
MEXICO	TEMOAYA	4	4	0%	1		-100%	5	4	-20%	0%
MEXICO	TEPETLIXPA	1	3	200%	2	1	-50%	3	4	33%	0%
MEXICO	TONATICO	4	4	0%	1		-100%	5	4	-20%	0%
MEXICO	XONACATLAN	4	2	-50%	2	2	0%	6	4	-33%	0%
MICHOACAN	CHURINTZIO	5	4	-20%			100%	5	4	-20%	0%
MICHOACAN	COPANDARO	1	4	300%			100%	1	4	300%	0%
MICHOACAN	HUETAMO	4	3	-25%		1	100%	4	4	0%	0%
MICHOACAN	MARCOS CASTELLANOS	1	3	200%		1	100%	1	4	300%	0%
MICHOACAN	PANINDICUARO	3	3	0%		1	100%	3	4	33%	0%
MICHOACAN	TANGAMANDAPIO	6	3	-50%	1	1	0%	7	4	-43%	0%
MICHOACAN	TLALPUJAHUA	1	4	300%			100%	1	4	300%	0%
MICHOACAN	ZIRACUARETIRO	3	2	-33%	2	2	0%	5	4	-20%	0%
MORELOS	AMACUZAC	9	3	-67%	1	1	0%	10	4	-60%	0%
MORELOS	JANTETELCO	2	3	50%		1	100%	2	4	100%	0%
NAYARIT	ACAPONETA	3	2	-33%	1	2	100%	4	4	0%	0%
NAYARIT	COMPOSTELA	3	2	-33%	4	2	-50%	7	4	-43%	0%
NUEVO LEON	GENERAL BRAVO	1	2	100%	1	2	100%	2	4	100%	0%
OAXACA	CIUDAD IXTEPEC	2	2	100%	2	2	0%	2	4	100%	0%
OAXACA	MATIAS ROMERO	5	3	-40%	1	1	0%	6	4	-33%	0%
OAXACA	SAN MARCOS ARTEAGA	1	4	300%			100%	1	4	300%	0%
OAXACA	VILLA DE ZAACHILA		1	100%	4	3	-25%	4	4	0%	0%
PUEBLA	NOPALUCAN	10	4	-60%	2		-100%	12	4	-67%	0%
PUEBLA	ORIENTAL	3	2	-33%	1	2	100%	4	4	0%	0%
PUEBLA	SAN ANTONIO CADADA		4	100%			100%	0	4	100%	0%
PUEBLA	SAN GREGORIO ATZOMPA	1	4	300%	1		-100%	2	4	100%	0%
PUEBLA	TEPANCO DE LOPEZ	5	1	-80%		3	100%	5	4	-20%	0%
PUEBLA	TEPATLAXCO DE HIDALGO	1	3	200%		1	100%	1	4	300%	0%
PUEBLA	TEPEYAHUALCO	13	4	-69%	1		-100%	14	4	-71%	0%
PUEBLA	TLACOTEPEC DE BENITO JUAREZ	14	2	-86%	2	2	0%	16	4	-75%	0%
PUEBLA	TLAXCO	2	2	100%	2	2	100%	0	4	100%	0%
QUINTANA ROO	LAZARO CARDENAS	1	2	100%	3	2	-33%	4	4	0%	0%
SAN LUIS POTOSI	CEDRAL		4	100%	1		-100%	1	4	300%	0%
SAN LUIS POTOSI	ZARAGOZA	1	2	100%	2	2	0%	3	4	33%	0%
SONORA	CANANEA	1	1	0%	2	3	50%	3	4	33%	0%

SONORA	EMPALME	3	2	-33%	7	2	-71%	10	4	-60%	0%
SONORA	ETCHOJOA	5	4	-20%	1		-100%	6	4	-33%	0%
SONORA	SANTA ANA	1	4	300%			100%	1	4	300%	0%
TABASCO	DESCONOCIDO	1	1	0%		3	100%	1	4	300%	0%
TABASCO	TACOTALPA	2	1	-50%		3	100%	2	4	100%	0%
TABASCO	TENOSIQUE	5	3	-40%	5	1	-80%	10	4	-60%	0%
TAMAULIPAS	CAMARGO	2	3	50%		1	100%	2	4	100%	0%
TLAXCALA	MAGDALENA TLATELULCO, LA	6	3	-50%	3	1	-67%	9	4	-56%	0%
TLAXCALA	SANTA ISABEL XILOXOTLA	3	4	33%			100%	3	4	33%	0%
TLAXCALA	TENANCINGO	2	4	100%	2		-100%	4	4	0%	0%
TLAXCALA	TEOLOCHOLCO	5	2	-60%	1	2	100%	6	4	-33%	0%
TLAXCALA	XALTOCAN	2	3	50%		1	100%	2	4	100%	0%
VERACRUZ	ANGEL R CABADA	2	2	0%	1	2	100%	3	4	33%	0%
VERACRUZ	HUATUSCO	3	4	33%			100%	3	4	33%	0%
VERACRUZ	MALTRATA	5	2	-60%	1	2	100%	6	4	-33%	0%
VERACRUZ	NAUTLA	2	4	100%	1		-100%	3	4	33%	0%
VERACRUZ	NOGALES	10	2	-80%	11	2	-82%	21	4	-81%	0%
VERACRUZ	OTEAPAN	6	3	-50%		1	100%	6	4	-33%	0%
VERACRUZ	PUENTE NACIONAL	2	2	0%		2	100%	2	4	100%	0%
ZACATECAS	JALPA	2	3	50%	1	1	0%	3	4	33%	0%
ZACATECAS	MIGUEL AUZA	1	4	300%	1		-100%	2	4	100%	0%
ZACATECAS	MORELOS	1	4	300%			100%	1	4	300%	0%
AGUASCALIENTES	ASIENTOS	1	1	0%		2	100%	1	3	200%	0%
AGUASCALIENTES	PABELLON DE ARTEAGA		3	100%	1		-100%	1	3	200%	0%
AGUASCALIENTES	SAN FRANCISCO DE LOS ROMO	3	1	-67%	2	2	0%	5	3	-40%	0%
CALIFORNIA	SAN DIEGO		1	100%	1	2	100%	1	3	200%	0%
CHIAPAS	BOCHIL		3	100%			100%	0	3	100%	0%
CHIAPAS	CHAMULA		1	100%	1	2	100%	1	3	200%	0%
CHIAPAS	CHILON		2	100%		1	100%	0	3	100%	0%
CHIAPAS	CONCORDIA LA	2	2	0%		1	100%	2	3	50%	0%
CHIAPAS	HUIXTLA	5	3	-40%	3		-100%	8	3	-63%	0%
CHIAPAS	JQUIPILAS		2	100%		1	100%	0	3	100%	0%
CHIAPAS	SUCHIAPA	3	3	0%			100%	3	3	0%	0%
CHIAPAS	TZIMOL	2	1	-50%		2	100%	2	3	50%	0%
CHIHUAHUA	BOCOYNA	1	2	100%	1	1	0%	2	3	50%	0%
CHIHUAHUA	JIMENEZ	3	2	-33%	1	1	0%	4	3	-25%	0%
COAHUILA	SABINAS	3	1	-67%	1	2	100%	4	3	-25%	0%
GUANAJUATO	DOCTOR MORA	7	3	-57%			100%	7	3	-57%	0%
GUANAJUATO	HUANIMARO	2	2	0%	1	1	0%	3	3	0%	0%
GUANAJUATO	JERECUARO	3	2	-33%	2	1	-50%	5	3	-40%	0%
GUANAJUATO	ROMITA	1	3	200%	1		-100%	2	3	50%	0%
GUANAJUATO	TARANDACUAO	7		-100%		3	100%	7	3	-57%	0%
GUERRERO	JUAN R. ESCUDERO		2	100%	2	1	-50%	2	3	50%	0%
GUERRERO	TEPECACUILCO DE TRUJANO	1	3	200%			100%	1	3	200%	0%
HIDALGO	CUAUTEPEC DE HINOJOSA	3	2	-33%	2	1	-50%	5	3	-40%	0%
HIDALGO	MINERAL DEL MONTE	2	3	50%			100%	2	3	50%	0%
HIDALGO	PROGRESO DE OBREGON	2	3	50%	2		-100%	4	3	-25%	0%
HIDALGO	TLANALAPA	2	3	50%	2		-100%	4	3	-25%	0%
JALISCO	AYOTLAN	7	1	-86%	2	2	0%	9	3	-67%	0%
JALISCO	SAN MARTIN DE BOLAÑOS			100%		3	100%	0	3	100%	0%
JALISCO	SAN MARTIN DE HIDALGO	1	3	200%	2		-100%	3	3	0%	0%
JALISCO	TOTOTLAN	4	2	-50%		1	100%	4	3	-25%	0%
JALISCO	ZAPOTLAN DEL REY		1	100%	1	2	100%	1	3	200%	0%
MEXICO	AMANALCO		2	100%		1	100%	0	3	100%	0%
MEXICO	ATLAUTLA	2	2	0%	2	1	-50%	4	3	-25%	0%
MEXICO	CHAPA DE MOTA	3	3	100%	1		-100%	1	3	200%	0%
MEXICO	JQUIPILCO		3	100%	2		-100%	2	3	50%	0%
MEXICO	VILLA DE ALLENDE	2	3	50%			100%	2	3	50%	0%
MICHOACAN	ANGANGUEO		2	100%	1	1	0%	1	3	200%	0%
MICHOACAN	CHERAN	2	3	50%			100%	2	3	50%	0%
MICHOACAN	CONTEPEC	1	2	100%	3	1	-67%	4	3	-25%	0%
MICHOACAN	ERONGARICUARO	3	2	-33%		1	100%	3	3	0%	0%
MICHOACAN	HUACANA LA	2	3	50%			100%	2	3	50%	0%
MICHOACAN	LAGUNILLAS	2	2	0%	1	1	0%	3	3	0%	0%
MICHOACAN	OCAMPO	1	2	100%		1	100%	1	3	200%	0%
MICHOACAN	QUIROGA	1	2	100%		1	100%	1	3	200%	0%
MICHOACAN	TEPALCATEPEC	4	2	-50%	3	1	-67%	7	3	-57%	0%
MICHOACAN	TZINTZUNTZAN		1	100%		2	100%	0	3	100%	0%
MICHOACAN	VENUSTIANO CARRANZA			100%		3	100%	0	3	100%	0%
MICHOACAN	VISTA HERMOSA	2	2	0%	1	1	0%	3	3	0%	0%
MICHOACAN	YURECUARO		2	100%	3	1	-67%	3	3	0%	0%
MICHOACAN	ZINAPARO	1	2	100%		1	100%	1	3	200%	0%

MORELOS	TEMOAC	1	3	200%	1		-100%	2	3	50%	0%
MORELOS	TETECALA	1	2	100%		1	100%	1	3	200%	0%
NUEVO LEON	ABASOLO	1		-100%		3	100%	1	3	200%	0%
NUEVO LEON	CERRALVO	1	3	200%			100%	1	3	200%	0%
NUEVO LEON	DESCONOCIDO		2	100%		1	100%	0	3	100%	0%
NUEVO LEON	DOCTOR COSS		1	100%	1	2	100%	1	3	200%	0%
OAXACA	DESCONOCIDO	1	2	100%	1	1	0%	2	3	50%	0%
OAXACA	ESPIBAL EL		3	100%			100%	0	3	100%	0%
OAXACA	SAN ANTONIO DE LA CAL	1	1	0%	1	2	100%	2	3	50%	0%
OAXACA	SAN PABLO ETLA	1	2	100%	2	1	-50%	3	3	0%	0%
OAXACA	VILLA DE ETLA	3	2	-33%	2	1	-50%	5	3	-40%	0%
PUEBLA	CHIETLA	2	1	-50%		2	100%	2	3	50%	0%
PUEBLA	DESCONOCIDO	1	3	200%			100%	1	3	200%	0%
PUEBLA	GUADALUPE VICTORIA	1	2	100%	1	1	0%	2	3	50%	0%
PUEBLA	MOLCAXAC		3	100%			100%	0	3	100%	0%
PUEBLA	SAN NICOLAS DE BUENOS AIRES	5	1	-80%		2	100%	5	3	-40%	0%
PUEBLA	SANTO TOMAS HUEYOTLIPAN		2	100%		1	100%	0	3	100%	0%
PUEBLA	TILAPA	2	3	50%			100%	2	3	50%	0%
QUINTANA ROO	FELIPE CARRILLO PUERTO	4		-100%	1	3	200%	5	3	-40%	0%
SAN LUIS POTOSI	AHUALULCO	1	2	100%	1	1	0%	2	3	50%	0%
SAN LUIS POTOSI	CERRITOS	1	3	200%			100%	1	3	200%	0%
SAN LUIS POTOSI	MEXQUITIC DE CARMONA	4	1	-75%	2	2	0%	6	3	-50%	0%
SAN LUIS POTOSI	SALINAS	6	1	-83%	1	2	100%	7	3	-57%	0%
SAN LUIS POTOSI	VANEGAS		3	100%			100%	0	3	100%	0%
SAN LUIS POTOSI	VILLA DE REYES	4	3	-25%	3	3	-100%	7	3	-57%	0%
SONORA	IMURIS		1	100%	2	2	0%	2	3	50%	0%
TABASCO	JONUTA		2	100%		1	100%	0	3	100%	0%
TAMAULIPAS	MIER		3	100%			100%	0	3	100%	0%
TAMAULIPAS	SAN FERNANDO	3	2	-33%	2	1	-50%	5	3	-40%	0%
TAMAULIPAS	SOTO LA MARINA	3	2	-33%		1	100%	3	3	0%	0%
TAMAULIPAS	TULA		1	100%	1	2	100%	1	3	200%	0%
TLAXCALA	CARMEN TEQUEXQUITLA, EL	4	2	-50%	1	1	0%	5	3	-40%	0%
TLAXCALA	SANCTORUM DE LAZARO CARDENAS	2	1	-50%	5	2	-60%	7	3	-57%	0%
VERACRUZ	AMATITLAN	3		-100%		3	100%	3	3	0%	0%
VERACRUZ	CARRILLO PUERTO	5	3	-40%	5		-100%	10	3	-70%	0%
VERACRUZ	CHINAMECA	7	2	-71%	1	1	0%	8	3	-63%	0%
VERACRUZ	DESCONOCIDO	2	2	100%		1	100%	0	3	100%	0%
VERACRUZ	IXMATLAHUACAN		3	100%			100%	0	3	100%	0%
VERACRUZ	MARIANO ESCOBEDO	5	3	-40%	1		-100%	6	3	-50%	0%
VERACRUZ	NANCHITAL DE LAZARO CARDENAS	5	2	-60%	3	1	-67%	8	3	-63%	0%
VERACRUZ	OTATITLAN		3	100%			100%	0	3	100%	0%
VERACRUZ	PASO DEL MACHO		2	100%	1	1	0%	1	3	200%	0%
VERACRUZ	PERLA LA	2	3	50%			100%	2	3	50%	0%
VERACRUZ	SAN ANDRES TUXTLA	16	1	-94%	4	2	-50%	20	3	-85%	0%
VERACRUZ	SANTIAGO TUXTLA	2	1	-50%	2	2	0%	4	3	-25%	0%
VERACRUZ	TANTOYUCA	1	2	100%	3	1	-67%	4	3	-25%	0%
VERACRUZ	TLALIXCOYAN	1	2	100%		1	100%	1	3	200%	0%
VERACRUZ	TLAPACOYAN	1	2	100%	3	1	-67%	4	3	-25%	0%
VERACRUZ	URSULO GALVAN	2		-100%	1	3	200%	3	3	0%	0%
ZACATECAS	GENERAL FRANCISCO R. MURGUIA		2	100%		1	100%	0	3	100%	0%
ZACATECAS	LUIS MOYA	2	1	-50%	2	2	0%	4	3	-25%	0%
ZACATECAS	NOCHISTLAN DE MEJIA	1	2	100%		1	100%	1	3	200%	0%
ZACATECAS	RIO GRANDE	4	2	-50%	4	1	-75%	8	3	-63%	0%
ZACATECAS	TEUL DE GONZALEZ ORTEGA	1	3	200%			100%	1	3	200%	0%
AGUASCALIENTES	RINCON DE ROMOS	1	1	0%	1	1	0%	2	2	0%	0%
AGUASCALIENTES	SAN JOSE DE GRACIA		1	100%	1	1	0%	1	2	100%	0%
BAJA CALIFORNIA SUR	COMONDU			100%	3	2	-33%	3	2	-33%	0%
CAMPECHE	CANDELARIA	5	1	-80%		1	100%	5	2	-60%	0%
CHIAPAS	CHALCHIHUITAN		2	100%			100%	0	2	100%	0%
CHIAPAS	DESCONOCIDO	1	2	100%			100%	1	2	100%	0%
CHIAPAS	FRONTERA COMALAPA		1	100%	1	1	0%	1	2	100%	0%
CHIAPAS	JITOTOL	1	2	100%			100%	1	2	100%	0%
CHIAPAS	MOTOZINTLA		2	100%	3		-100%	3	2	-33%	0%
CHIAPAS	OXCHUC	1	2	100%			100%	1	2	100%	0%
CHIAPAS	PANTELHO		2	100%			100%	0	2	100%	0%
CHIAPAS	PICHUCALCO	3		-100%	2	2	0%	5	2	-60%	0%
CHIAPAS	SUCHIATE		1	100%		1	100%	0	2	100%	0%
CHIAPAS	TECPATAN	1		-100%		2	100%	1	2	100%	0%
CHIAPAS	TRINITARIA LA	1		-100%		2	100%	1	2	100%	0%
CHIAPAS	VILLA CORZO	1	2	100%			100%	1	2	100%	0%
CHIAPAS	VILLA FLORES	2	2	0%	4		-100%	6	2	-67%	0%
CHIHUAHUA	BATOPILAS		2	100%			100%	0	2	100%	0%



CHIHUAHUA	GUACHOCHI	1	1	0%	1	1	0%	2	2	0%	0%
CHIHUAHUA	JANOS	1	1	0%		1	100%	1	2	100%	0%
COAHUILA	MATAMOROS	2	1	-50%	2	1	-50%	4	2	-50%	0%
COAHUILA	MUZQUIZ			100%	3	2	-33%	3	2	-33%	0%
COAHUILA	NAVA			100%		2	100%	0	2	100%	0%
COLIMA	CUAUHTEMOC	4	1	-75%	2	1	-50%	6	2	-67%	0%
DURANGO	CUENCAME	1	2	100%	1		-100%	2	2	0%	0%
DURANGO	DESCONOCIDO		1	100%		1	100%	0	2	100%	0%
DURANGO	SANTIAGO PAPASQUIARO		1	100%	1	1	0%	1	2	100%	0%
GUERRERO	ARCELIA	5	2	-60%			100%	5	2	-60%	0%
GUERRERO	ATENANGO DEL RIO			100%		2	100%	0	2	100%	0%
GUERRERO	BUENAVISTA DE CUELLAR	1	1	0%		1	100%	1	2	100%	0%
GUERRERO	COCULA	3	1	-67%		1	100%	3	2	-33%	0%
GUERRERO	HUAMUXTITLAN		1	100%		1	100%	0	2	100%	0%
GUERRERO	OMETEPEC	2	2	0%			100%	2	2	0%	0%
GUERRERO	PILCAYA	3	2	-33%			100%	3	2	-33%	0%
GUERRERO	SAN MARCOS	1	1	0%		1	100%	1	2	100%	0%
GUERRERO	ZIRANDARO	1	1	0%		1	100%	1	2	100%	0%
HIDALGO	ALFAJAYUCAN		2	100%			100%	0	2	100%	0%
HIDALGO	CARDONAL		1	100%	1	1	0%	1	2	100%	0%
HIDALGO	METZTITLAN		2	100%	1		-100%	1	2	100%	0%
HIDALGO	SANTIAGO DE ANAYA	1	1	0%		1	100%	1	2	100%	0%
HIDALGO	TECOZAUTLA	1	2	100%	1		-100%	2	2	0%	0%
HIDALGO	TLAHUELIPAN	3	2	-33%	1		-100%	4	2	-50%	0%
HIDALGO	ZIMAPAN	3	2	-33%	1		-100%	4	2	-50%	0%
JALISCO	COCULA		2	100%	1		-100%	1	2	100%	0%
JALISCO	DEGOLLADO	2	2	0%	2		-100%	4	2	-50%	0%
JALISCO	GOMEZ FARIAS	1	2	100%			100%	1	2	100%	0%
JALISCO	GUACHINANGO	2	1	-50%		1	100%	2	2	0%	0%
JALISCO	HUEJUCAR	1	1	0%		1	100%	1	2	100%	0%
JALISCO	MASCOTA	1	2	100%			100%	1	2	100%	0%
JALISCO	SAN CRISTOBAL DE LA BARRANCA		2	100%	1		-100%	1	2	100%	0%
JALISCO	SAN JULIAN	1	1	0%		1	100%	1	2	100%	0%
JALISCO	TEOCALTICHE	3	2	-33%			100%	3	2	-33%	0%
JALISCO	TIZAPAN EL ALTO			100%		2	0%	2	2	0%	0%
JALISCO	TONILA		1	100%		1	100%	0	2	100%	0%
JALISCO	VILLA HIDALGO	3	2	-33%	3		-100%	6	2	-67%	0%
MEXICO	ALMOLOYA DEL RIO		2	100%			100%	0	2	100%	0%
MEXICO	AYAPANGO		1	100%		1	100%	0	2	100%	0%
MEXICO	COATEPEC HARINAS	6	1	-83%	2	1	-50%	8	2	-75%	0%
MEXICO	ISIDRO FABELA	2	1	-50%	1	1	0%	3	2	-33%	0%
MEXICO	JILOTZINGO	2	2	0%	3		-100%	5	2	-60%	0%
MEXICO	JOQUICINGO		2	100%			100%	0	2	100%	0%
MEXICO	MALINALCO		1	100%	1	1	0%	1	2	100%	0%
MEXICO	MEXICALTZINGO	1		-100%	2	2	0%	3	2	-33%	0%
MEXICO	OCUILAN	1	1	0%		1	100%	1	2	100%	0%
MEXICO	PAPALOTLA	1		-100%		2	100%	1	2	100%	0%
MEXICO	TEMASCALTEPEC	1	2	100%	1		-100%	2	2	0%	0%
MEXICO	TENANGO DEL AIRE	2		-100%		2	100%	2	2	0%	0%
MEXICO	TEXCALYACAC	1	2	100%			100%	1	2	100%	0%
MEXICO	VILLA DEL CARBON	4	2	-50%	3		-100%	7	2	-71%	0%
MEXICO	ZUMPAHUACAN		2	100%			100%	0	2	100%	0%
MICHOACAN	COALCOMAN DE VAZQUEZ PALLAREZ	1	1	0%	2	1	-50%	3	2	-33%	0%
MICHOACAN	COENEO	3	2	-33%			100%	3	2	-33%	0%
MICHOACAN	HUANDACAREO	2		-100%	1	2	100%	3	2	-33%	0%
MICHOACAN	TANHUATO	2	1	-50%	1	1	0%	3	2	-33%	0%
MICHOACAN	TURICATO	3	2	-33%			100%	3	2	-33%	0%
MORELOS	MIACATLAN	2	2	0%			100%	2	2	0%	0%
MORELOS	OCUITUCO	1	1	0%	1	1	0%	2	2	0%	0%
MORELOS	TEPALCINGO	1	1	0%	1	1	0%	2	2	0%	0%
MORELOS	TLAQUILTENANGO	1	2	100%			100%	1	2	100%	0%
MORELOS	TOTOLAPAN			100%		2	100%	0	2	100%	0%
NAYARIT	IXTLAN DEL RIO	1	2	100%			100%	1	2	100%	0%
NAYARIT	RUIZ	1		-100%		2	100%	1	2	100%	0%
NAYARIT	SANTIAGO IXCUINTLA	5	1	-80%	4	1	-75%	9	2	-78%	0%
NAYARIT	TECUALA		1	100%	1	1	0%	1	2	100%	0%
NUEVO LEON	ANAHUAC			100%	2	2	0%	2	2	0%	0%
NUEVO LEON	CHINA	2	1	-50%	1	1	0%	3	2	-33%	0%
NUEVO LEON	DOCTOR GONZALEZ	1	2	100%			100%	1	2	100%	0%
NUEVO LEON	HERRERAS LOS			100%		2	100%	0	2	100%	0%
NUEVO LEON	MARIN	1	2	100%	1		-100%	2	2	0%	0%
NUEVO LEON	VILLALDAMA		1	100%		1	100%	0	2	100%	0%

OAXACA	MAGDALENA APASCO	1	2	100%			100%	1	2	100%	0%	
OAXACA	MIAHUATLAN DE PORFIRIO DIAZ	3	2	-33%		1	-100%	4	2	-50%	0%	
OAXACA	SAN PEDRO POCHUTLA	2	1	-50%		1	100%	2	2	0%	0%	
OAXACA	SANTA MARIA COYOTEPEC		1	100%		1	100%	0	2	100%	0%	
OAXACA	SANTA MARIA HUATULCO	3		-100%		1	2	100%	4	2	-50%	0%
OAXACA	SANTO DOMINGO ZANATEPEC	1	2	100%			100%	1	2	100%	0%	
OAXACA	VILLA TUTUTEPEC DE MELCHOR O	1	2	100%			100%	1	2	100%	0%	
PUEBLA	ATEMPAN		1	100%		1	1	0%	1	2	100%	0%
PUEBLA	CALPAN	2		-100%			2	100%	2	2	0%	0%
PUEBLA	HUITZILAN DE SERDAN	1	1	0%			1	100%	1	2	100%	0%
PUEBLA	LAFRAGUA		2	100%			100%	0	2	100%	0%	
PUEBLA	PETLALCINGO	2	1	-50%			1	100%	2	2	0%	0%
PUEBLA	SAN FELIPE TEOTLALCINGO	1	1	0%			1	100%	1	2	100%	0%
PUEBLA	SAN PABLO ANICANO	2	2	0%			100%	2	2	0%	0%	
PUEBLA	SANTIAGO MIAHUATLAN	3	2	-33%		2	-100%	5	2	-60%	0%	
PUEBLA	SOLTEPEC	1	2	100%			100%	1	2	100%	0%	
PUEBLA	TEHUITZINGO	2	2	0%		1	-100%	3	2	-33%	0%	
PUEBLA	TEPEXI DE RODRIGUEZ	1	2	100%			100%	1	2	100%	0%	
PUEBLA	TLATLAUQUITEPEC	2		-100%			2	100%	2	2	0%	0%
PUEBLA	TUZAMAPAN DE GALEANA		1	100%			1	100%	0	2	100%	0%
PUEBLA	VENUSTIANO CARRANZA	1	1	0%		1	1	0%	2	2	0%	0%
PUEBLA	XICOTEPEC	6		-100%		1	2	100%	7	2	-71%	0%
PUEBLA	ZACAPOAXTLA	2	1	-50%			1	100%	2	2	0%	0%
PUEBLA	ZARAGOZA	3	1	-67%		1	1	0%	4	2	-50%	0%
PUEBLA	ZINACATEPEC	1	1	0%			1	100%	1	2	100%	0%
QUERETARO	SAN JOAQUIN			100%		2	2	0%	2	2	0%	0%
QUINTANA ROO	JOSE MARIA MORELOS	1	1	0%		1	1	0%	2	2	0%	0%
SAN LUIS POTOSI	AQUISMON		2	100%			100%	0	2	100%	0%	
SAN LUIS POTOSI	CIUDAD FERNANDEZ			100%		2	2	0%	2	2	0%	0%
SAN LUIS POTOSI	SAN ANTONIO	1	2	100%		1	-100%	2	2	0%	0%	
SAN LUIS POTOSI	SANTA MARIA DEL RIO	2	1	-50%		2	1	-50%	4	2	-50%	0%
SAN LUIS POTOSI	TANCANHUITZ DE SANTOS		1	100%			1	100%	0	2	100%	0%
SINALOA	CONCORDIA	1	1	0%		1	1	0%	2	2	0%	0%
SINALOA	COSALA	2	2	0%			100%	2	2	0%	0%	
SONORA	BENITO JUAREZ		1	100%			1	100%	0	2	100%	0%
SONORA	GENERAL PLUTARCO ELIAS CALLES	1		-100%			2	100%	1	2	100%	0%
SONORA	URES	2	1	-50%			1	100%	2	2	0%	0%
TAMAULIPAS	ALDAMA	2	2	0%		1	-100%	3	2	-33%	0%	
TAMAULIPAS	BURGOS	2	2	0%		1	-100%	3	2	-33%	0%	
TAMAULIPAS	MENDEZ		1	100%			1	100%	0	2	100%	0%
TAMAULIPAS	SAN CARLOS		2	100%			100%	0	2	100%	0%	
TAMAULIPAS	VALLE HERMOSO	2	2	0%		1	-100%	3	2	-33%	0%	
TLAXCALA	NANACAMILPA DE MARIANO ARISTA	4	2	-50%			100%	4	2	-50%	0%	
TLAXCALA	SANTA ANA NOPALUCAN		2	100%		1	-100%	1	2	100%	0%	
TLAXCALA	TOTOLAC	2	2	0%		1	-100%	3	2	-33%	0%	
TLAXCALA	TZOMPANTEPEC			100%			2	100%	0	2	100%	0%
VERACRUZ	ACULTZINGO	1	2	100%			100%	1	2	100%	0%	
VERACRUZ	ATZALAN	1	2	100%		1	-100%	2	2	0%	0%	
VERACRUZ	BANDERILLA	1		-100%		2	2	0%	3	2	-33%	0%
VERACRUZ	COACOATZINTLA	2	1	-50%			1	100%	2	2	0%	0%
VERACRUZ	ESPINAL	2	1	-50%			1	100%	2	2	0%	0%
VERACRUZ	IGNACIO DE LA LLAVE	1	2	100%		10	-100%	11	2	-82%	0%	
VERACRUZ	JESUS CARRANZA		2	100%		1	-100%	1	2	100%	0%	
VERACRUZ	PLAYA VICENTE			100%			2	100%	0	2	100%	0%
VERACRUZ	SAN RAFAEL	1	1	0%		3	1	-67%	4	2	-50%	0%
VERACRUZ	SOCONUSCO	3	1	-67%		1	1	0%	4	2	-50%	0%
VERACRUZ	SOLEDAD DE DOBLADO	2		-100%		1	2	100%	3	2	-33%	0%
VERACRUZ	SOTEAPAN		1	100%			1	100%	0	2	100%	0%
VERACRUZ	TEMPOAL		2	100%			100%	0	2	100%	0%	
VERACRUZ	TEPETZINTLA		2	100%			100%	0	2	100%	0%	
VERACRUZ	TLILAPAN			100%			2	100%	0	2	100%	0%
VERACRUZ	YANGA	1		-100%		2	2	0%	3	2	-33%	0%
VERACRUZ	ZONGOLICA	1	2	100%			100%	1	2	100%	0%	
YUCATAN	KANASIN		1	100%		2	1	-50%	2	2	0%	0%
YUCATAN	QUINTANA ROO	1		-100%		1	2	100%	2	2	0%	0%
ZACATECAS	GENERAL ENRIQUE ESTRADA		2	100%		1	-100%	1	2	100%	0%	
ZACATECAS	JIMENEZ DEL TEUL		2	100%			100%	0	2	100%	0%	
ZACATECAS	JUAN ALDAMA		2	100%			100%	0	2	100%	0%	
ZACATECAS	MONTE ESCOBEDO		2	100%			100%	0	2	100%	0%	
ZACATECAS	VILLA HIDALGO	1	2	100%			100%	1	2	100%	0%	
AGUASCALIENTES	DESCONOCIDO		1	100%			100%	0	1	100%	0%	
ARIZONA	PHOENIX			100%			1	100%	0	1	100%	0%

ARIZONA	TUCSON			100%		1	100%		0	1	100%	0%
BAJA CALIFORNIA SUR	MULEGE			100%		1	100%		0	1	100%	0%
CAMPECHE	CALAKMUL			100%		1	100%		0	1	100%	0%
CAMPECHE	DESCONOCIDO			100%			100%		0	1	100%	0%
CAMPECHE	ESCARCEGA	3	1	-67%		1	-100%		4	1	-75%	0%
CAMPECHE	XPUJIL		1	100%			100%		0	1	100%	0%
CHIAPAS	ACACOYAGUA			100%		1	0%		1	1	0%	0%
CHIAPAS	ACALA		1	100%			100%		0	1	100%	0%
CHIAPAS	ACAPETAHUA		1	100%			100%		0	1	100%	0%
CHIAPAS	AMATAN		1	100%			100%		0	1	100%	0%
CHIAPAS	AMATENANGO DEL VALLE		1	100%			100%		0	1	100%	0%
CHIAPAS	BENEMERITO DE LAS AMERICAS	1		-100%		1	0%		2	1	-50%	0%
CHIAPAS	CATAZAJA	6	1	-83%			100%		6	1	-83%	0%
CHIAPAS	CHIAPILLA		1	100%			100%		0	1	100%	0%
CHIAPAS	COPAINALA		1	100%		1	-100%		1	1	0%	0%
CHIAPAS	FRONTERA HIDALGO			100%			100%		0	1	100%	0%
CHIAPAS	IXTAPA	1	1	0%			100%		1	1	0%	0%
CHIAPAS	MARGARITAS LAS	1		-100%			100%		1	1	0%	0%
CHIAPAS	MAZATAN		1	100%		2	-100%		2	1	-50%	0%
CHIAPAS	MONTECRISTO DE GUERRERO			100%			100%		0	1	100%	0%
CHIAPAS	OSTUACAN	1	1	0%		1	-100%		2	1	-50%	0%
CHIAPAS	PIJUJAPAN	2	1	-50%			100%		2	1	-50%	0%
CHIAPAS	PUEBLO NUEVO SOLISTAHUACAN			100%			100%		0	1	100%	0%
CHIAPAS	SALTO DE AGUA	2	1	-50%			100%		2	1	-50%	0%
CHIAPAS	SAN FERNANDO	3	1	-67%		1	-100%		4	1	-75%	0%
CHIAPAS	SIMOJOVEL			100%			100%		0	1	100%	0%
CHIAPAS	TEOPISCA	2	1	-50%			100%		2	1	-50%	0%
CHIAPAS	TILA	1	1	0%			100%		1	1	0%	0%
CHIAPAS	TUMBALA		1	100%			100%		0	1	100%	0%
CHIAPAS	TUXTLA CHICO			100%			100%		0	1	100%	0%
CHIHUAHUA	AQUILES SERDAN	1		-100%		2	1	-50%	3	1	-67%	0%
CHIHUAHUA	ASCENSION			100%		1	1	0%	1	1	0%	0%
CHIHUAHUA	BALLEZA			100%			100%		0	1	100%	0%
CHIHUAHUA	BUENAVENTURA			100%			100%		0	1	100%	0%
CHIHUAHUA	CASAS GRANDES		1	100%			100%		0	1	100%	0%
CHIHUAHUA	GUADALUPE			100%			100%		0	1	100%	0%
CHIHUAHUA	IGNACIO ZARAGOZA			100%			100%		0	1	100%	0%
CHIHUAHUA	OJINAGA		1	100%		1	-100%		1	1	0%	0%
CHIHUAHUA	SAN FRANCISCO DE CONCHOS		1	100%			100%		0	1	100%	0%
CHIHUAHUA	SATEVÉ		1	100%		1	-100%		1	1	0%	0%
COAHUILA	ALLENDE		1	100%		1	-100%		1	1	0%	0%
COAHUILA	MORELOS			100%			100%		0	1	100%	0%
COAHUILA	SACRAMENTO			100%			100%		0	1	100%	0%
COAHUILA	SAN BUENAVENTURA			100%			100%		0	1	100%	0%
COAHUILA	SIERRA MOJADA		1	100%			100%		0	1	100%	0%
COAHUILA	ZARAGOZA	1		-100%			100%		1	1	0%	0%
COLIMA	COQUIMATLAN			100%		2	1	-50%	2	1	-50%	0%
COLIMA	DESCONOCIDO		1	100%			100%		0	1	100%	0%
DURANGO	CANATLAN	3	1	-67%		1	-100%		4	1	-75%	0%
DURANGO	MEZQUITAL		1	100%		1	-100%		1	1	0%	0%
DURANGO	OCAMPO	1	1	0%			100%		1	1	0%	0%
DURANGO	ORO EL			100%			100%		0	1	100%	0%
DURANGO	RODEO		1	100%			100%		0	1	100%	0%
DURANGO	SANTA CLARA		1	100%			100%		0	1	100%	0%
DURANGO	SUCHIL		1	100%			100%		0	1	100%	0%
DURANGO	TEPEHUANES		1	100%			100%		0	1	100%	0%
DURANGO	TOPIA		1	100%			100%		0	1	100%	0%
EXTRANJERO	NO USAR ESTA CLAVE			100%			100%		0	1	100%	0%
GUANAJUATO	CORONEO	2	1	-50%		2	-100%		4	1	-75%	0%
GUANAJUATO	OCAMPO	1	1	0%			100%		1	1	0%	0%
GUANAJUATO	TIERRA BLANCA		1	100%			100%		0	1	100%	0%
GUERRERO	AYUTLA DE LOS LIBRES	1		-100%			100%		1	1	0%	0%
GUERRERO	IGUALAPA	2		-100%		2	1	-50%	4	1	-75%	0%
GUERRERO	MALINALTEPEC		1	100%			100%		0	1	100%	0%
GUERRERO	MARTIR DE CUILAPAN	1	1	0%			100%		1	1	0%	0%
GUERRERO	SAN LUIS ACATLAN		1	100%			100%		0	1	100%	0%
GUERRERO	TLAPEHUALA	3	1	-67%			100%		3	1	-67%	0%
GUERRERO	XALPATLAHUAC	1	1	0%			100%		1	1	0%	0%
GUERRERO	XOCHIHUEHUETLAN		1	100%			100%		0	1	100%	0%
HIDALGO	ACATLAN	1	1	0%		1	-100%		2	1	-50%	0%
HIDALGO	ACAXOCHITLAN	9	1	-89%		7	-100%		16	1	-94%	0%
HIDALGO	AGUA BLANCA DE ITURBIDE			100%			100%		0	1	100%	0%



HIDALGO	ARENAL EL	2	1	-50%	1		-100%	3	1	-67%	0%
HIDALGO	ATLAPEXCO		1	100%			100%	0	1	100%	0%
HIDALGO	CHILCUAUTLA			100%		1	0%	1	1	0%	0%
HIDALGO	FRANCISCO I. MADERO			100%		1	100%	0	1	100%	0%
HIDALGO	HUEHUETLA			100%		1	100%	0	1	100%	0%
HIDALGO	JALTOCAN		1	100%			100%	0	1	100%	0%
HIDALGO	JUAREZ HIDALGO	1	1	0%			100%	1	1	0%	0%
HIDALGO	NOPALA DE VILLAGRAN	2		-100%	2	1	-50%	4	1	-75%	0%
HIDALGO	OMITLAN DE JUAREZ	1	1	0%			100%	1	1	0%	0%
HIDALGO	SAN AGUSTIN METZQUITITLAN		1	100%			100%	0	1	100%	0%
HIDALGO	TASQUILLO	3	1	-67%			100%	3	1	-67%	0%
HIDALGO	TEPETITLAN			100%		1	100%	0	1	100%	0%
HIDALGO	TETEPANGO		1	100%			100%	0	1	100%	0%
HIDALGO	ZACUALTIPAN DE ANGELES	1	1	0%			100%	1	1	0%	0%
JALISCO	AUTLAN DE NAVARRO	5		-100%	1	1	0%	6	1	-83%	0%
JALISCO	CASIMIRO CASTILLO		1	100%			100%	0	1	100%	0%
JALISCO	CIHUATLAN	3		-100%	2	1	-50%	5	1	-80%	0%
JALISCO	ETZATLAN	3	1	-67%	1		-100%	4	1	-75%	0%
JALISCO	GRULLO EL	1		-100%	1	1	0%	2	1	-50%	0%
JALISCO	JESUS MARIA	1	1	0%			100%	1	1	0%	0%
JALISCO	JUCHITLAN		1	100%	1		-100%	1	1	0%	0%
JALISCO	MAZAMITLA	2	1	-50%			100%	2	1	-50%	0%
JALISCO	QUITUPAN			100%		1	100%	0	1	100%	0%
JALISCO	SAN DIEGO DE ALEJANDRIA		1	100%			100%	0	1	100%	0%
JALISCO	SAN IGNACIO CERRO GORDO	2	1	-50%			100%	2	1	-50%	0%
JALISCO	SAN JUANITO ESCOBEDO		1	100%			100%	0	1	100%	0%
JALISCO	SAN SEBASTIAN DEL OESTE		1	100%			100%	0	1	100%	0%
JALISCO	TALPA DE ALLENDE			100%		1	100%	0	1	100%	0%
JALISCO	TAMAZULA DE GORDIANO	1	1	0%	3		-100%	4	1	-75%	0%
JALISCO	TAPALPA	1		-100%		1	100%	1	1	0%	0%
JALISCO	TECOLOTLAN	2		-100%	1	1	0%	3	1	-67%	0%
JALISCO	TEOCUITATLAN DE CORONA			100%		1	100%	0	1	100%	0%
JALISCO	TEUCHITLAN	1	1	0%			100%	1	1	0%	0%
JALISCO	TOLIMAN		1	100%			100%	0	1	100%	0%
JALISCO	TOMATLAN			100%	4	1	-75%	4	1	-75%	0%
JALISCO	TOTATICHE		1	100%			100%	0	1	100%	0%
JALISCO	VALLE DE GUADALUPE	2		-100%	1	1	0%	3	1	-67%	0%
JALISCO	YAHUALICA DE GONZALEZ GALLO			100%	1	1	0%	1	1	0%	0%
MEXICO	CHAPULTEPEC		1	100%	1		-100%	1	1	0%	0%
MEXICO	DONATO GUERRA		1	100%			100%	0	1	100%	0%
MEXICO	ECATZINGO	2	1	-50%			100%	2	1	-50%	0%
MEXICO	LUVIANOS			100%		1	100%	0	1	100%	0%
MEXICO	ORO EL	1		-100%		1	100%	1	1	0%	0%
MEXICO	RAYON		1	100%			100%	0	1	100%	0%
MEXICO	SAN FELIPE DEL PROGRESO	2	1	-50%	2		-100%	4	1	-75%	0%
MEXICO	TEMASCALCINGO	4		-100%	1	1	0%	5	1	-80%	0%
MEXICO	TEXCALTITLAN		1	100%			100%	0	1	100%	0%
MICHOACAN	AGUILILLA	8		-100%	1	1	0%	9	1	-89%	0%
MICHOACAN	AQUILA	1	1	0%	2		-100%	3	1	-67%	0%
MICHOACAN	ATIZAPAN		1	100%			100%	0	1	100%	0%
MICHOACAN	CARACUARO	2	1	-50%			100%	2	1	-50%	0%
MICHOACAN	CHARAPAN		1	100%			100%	0	1	100%	0%
MICHOACAN	CHARO	1		-100%		1	100%	1	1	0%	0%
MICHOACAN	CHINICUILA		1	100%			100%	0	1	100%	0%
MICHOACAN	COAHUAYANA	1	1	0%	1		-100%	2	1	-50%	0%
MICHOACAN	COTIJA	2	1	-50%	2		-100%	4	1	-75%	0%
MICHOACAN	ECUANDUREO	13	1	-92%			100%	13	1	-92%	0%
MICHOACAN	IRIMBO		1	100%			100%	0	1	100%	0%
MICHOACAN	IXTLAN	2	1	-50%			100%	2	1	-50%	0%
MICHOACAN	JIMENEZ	2	1	-50%	1		-100%	3	1	-67%	0%
MICHOACAN	JUAREZ	1	1	0%	2		-100%	3	1	-67%	0%
MICHOACAN	MADERO	1	1	0%			100%	1	1	0%	0%
MICHOACAN	MORELOS	4	1	-75%			100%	4	1	-75%	0%
MICHOACAN	NUEVO PARANGARICUTIRO	1	1	0%			100%	1	1	0%	0%
MICHOACAN	NUMARAN		1	100%			100%	0	1	100%	0%
MICHOACAN	PAJACUARAN		1	100%			100%	0	1	100%	0%
MICHOACAN	PARACUARO	6	1	-83%	2		-100%	8	1	-88%	0%
MICHOACAN	PENJAMILLO	1	1	0%			100%	1	1	0%	0%
MICHOACAN	QUERENDARO	2	1	-50%			100%	2	1	-50%	0%
MICHOACAN	SANTA ANA MAYA			100%	2	1	-50%	2	1	-50%	0%
MICHOACAN	SENGUIO		1	100%			100%	0	1	100%	0%
MICHOACAN	TINGAMBATO	4	1	-75%			100%	4	1	-75%	0%

MICHOACAN	TIQUICHEO DE NICOLAS ROMERO	1	1	-100%		1	100%	1	1	0%	0%	
MICHOACAN	TUZANTLA		1	100%			100%	0	1	100%	0%	
MICHOACAN	TZITZIO		1	100%			100%	0	1	100%	0%	
MORELOS	JONACATEPEC	1	1	0%			100%	1	1	0%	0%	
NAYARIT	DESCONOCIDO		1	100%			100%	0	1	100%	0%	
NAYARIT	SAN BLAS		1	100%			100%	0	1	100%	0%	
NAYARIT	SAN PEDRO LAGUNILLAS		1	100%			100%	0	1	100%	0%	
NAYARIT	YESCA LA		1	100%			100%	0	1	100%	0%	
NUEVO LEON	RAMONES LOS		1	100%			100%	0	1	100%	0%	
NUEVO LEON	SANTIAGO IXCUINTLA		1	100%			100%	0	1	100%	0%	
OAXACA	ACATLAN DE PEREZ FIGUEROA	1	1	0%			100%	1	1	0%	0%	
OAXACA	ASUNCION CACALOTEPEC			100%		1	1	0%	1	1	0%	
OAXACA	ASUNCION IXTALTEPEC			100%			1	100%	0	1	100%	
OAXACA	ASUNCION NOCHIXTLAN	2	1	-50%		1	-100%	3	1	-67%	0%	
OAXACA	AYOTZINTEPEC		1	100%			100%	0	1	100%	0%	
OAXACA	BARRIO DE LA SOLEDAD EL	3	1	-67%		1	-100%	4	1	-75%	0%	
OAXACA	CHAHUITES			100%			1	100%	0	1	100%	
OAXACA	COICOYAN DE LAS FLORES			100%		1	1	0%	1	1	0%	
OAXACA	COSOLAPA	2		-100%			1	100%	2	1	-50%	
OAXACA	GUADALUPE ETLA		1	100%			100%	0	1	100%	0%	
OAXACA	HEROICA CIUDAD DE EJUTLA DE C	5	1	-80%		2	-100%	7	1	-86%	0%	
OAXACA	MARISCALA DE JUAREZ			100%			1	100%	0	1	100%	
OAXACA	OCOTLAN DE MORELOS	3	1	-67%			100%	3	1	-67%	0%	
OAXACA	SAN AGUSTIN DE LAS JUNTAS	3		-100%		5	1	-80%	8	1	-88%	
OAXACA	SAN AGUSTIN YATARENI	1	1	0%		1	-100%	2	1	-50%	0%	
OAXACA	SAN JOSE CHILTEPEC		1	100%			100%	0	1	100%	0%	
OAXACA	SAN JOSE DEL PROGRESO		1	100%			100%	0	1	100%	0%	
OAXACA	SAN JUAN GUELAVIA		1	100%			100%	0	1	100%	0%	
OAXACA	SAN JUAN GUICHICOVI		1	100%			100%	0	1	100%	0%	
OAXACA	SAN JUAN SAYULTEPEC		1	100%			100%	0	1	100%	0%	
OAXACA	SAN LORENZO CACAOTEPEC	1		-100%		2	1	-50%	3	1	-67%	
OAXACA	SAN MATEO CAJONOS			100%			1	100%	0	1	100%	
OAXACA	SAN MIGUEL DEL PUERTO		1	100%			100%	0	1	100%	0%	
OAXACA	SAN PABLO CUATRO VENADOS		1	100%			100%	0	1	100%	0%	
OAXACA	SAN PEDRO IXTLAHUACA			100%			1	100%	0	1	100%	
OAXACA	SAN PEDRO TAPANATEPEC	2	1	-50%			100%	2	1	-50%	0%	
OAXACA	SAN SEBASTIAN TECOMAXTLAHUACA			100%			1	100%	0	1	100%	
OAXACA	SAN SEBASTIAN TUTLA		1	100%		1	-100%	1	1	0%	0%	
OAXACA	SANTA CRUZ AMILPAS	1	1	0%			100%	1	1	0%	0%	
OAXACA	SANTA MARIA COLOTEPEC			100%			1	100%	0	1	100%	
OAXACA	SANTA MARIA DEL TULE	1		-100%		1	1	0%	2	1	-50%	
OAXACA	SANTIAGO CHAZUMBA	1		-100%			1	100%	1	1	0%	
OAXACA	SANTIAGO JAMILTEPEC			100%			1	100%	0	1	100%	
OAXACA	SANTIAGO PINOTEPA NACIONAL	1	1	0%		2	-100%	3	1	-67%	0%	
OAXACA	TEOTITLAN DE FLORES MAGON	1	1	0%			100%	1	1	0%	0%	
OAXACA	VILLA DIAZ ORDAZ		1	100%		1	-100%	1	1	0%	0%	
OAXACA	VILLA TEJUPAM DE LA UNION		1	100%			100%	0	1	100%	0%	
OAXACA	ZIMATLAN DE ALVAREZ		1	100%			100%	0	1	100%	0%	
PUEBLA	AMIXTLAN			100%			1	100%	0	1	100%	
PUEBLA	ATEXCAL			100%			1	100%	0	1	100%	
PUEBLA	ATOYATEMPAN		1	100%			100%	0	1	100%	0%	
PUEBLA	ATZALA		1	100%			100%	0	1	100%	0%	
PUEBLA	ATZITZIHUACAN	3		-100%			1	100%	3	1	-67%	
PUEBLA	CADADA MORELOS	2	1	-50%			100%	2	1	-50%	0%	
PUEBLA	CALTEPEC		1	100%			100%	0	1	100%	0%	
PUEBLA	CAMOCUAUTLA		1	100%			100%	0	1	100%	0%	
PUEBLA	CAÑADA MORELOS		1	100%			100%	0	1	100%	0%	
PUEBLA	CHIAUTLA	2		-100%			1	100%	2	1	-50%	
PUEBLA	CHICONCUAUTLA		1	100%			100%	0	1	100%	0%	
PUEBLA	CHIGMECATITLAN		1	100%			100%	0	1	100%	0%	
PUEBLA	CHIGNAUTLA			100%			1	1	0%	1	1	0%
PUEBLA	CHILA		1	100%			100%	0	1	100%	0%	
PUEBLA	COHUECAN		1	100%			100%	0	1	100%	0%	
PUEBLA	CUAUTEMPAN	1	1	0%		1	-100%	2	1	-50%	0%	
PUEBLA	CUAUTINCHAN	2	1	-50%		2	-100%	4	1	-75%	0%	
PUEBLA	CUYOACO	1	1	0%			100%	1	1	0%	0%	
PUEBLA	FRANCISCO Z. MENA			100%		2	1	-50%	2	1	-50%	
PUEBLA	GUADALUPE	3	1	-67%			100%	3	1	-67%	0%	
PUEBLA	HUAQUECHULA	1		-100%			1	100%	1	1	0%	
PUEBLA	HUEHUETLAN EL GRANDE		1	100%			100%	0	1	100%	0%	
PUEBLA	HUEYAPAN	1	1	0%			100%	1	1	0%	0%	
PUEBLA	HUEYTLALPAN		1	100%			100%	0	1	100%	0%	

PUEBLA	JALPAN		1	100%			100%	0	1	100%	0%
PUEBLA	JOPALA			100%		1	100%	0	1	100%	0%
PUEBLA	NAUZONTLA		1	100%			100%	0	1	100%	0%
PUEBLA	NEALTICAN			100%		1	100%	0	1	100%	0%
PUEBLA	OCOTEPEC	1	1	0%			100%	1	1	0%	0%
PUEBLA	PANTEPEC			100%		1	100%	0	1	100%	0%
PUEBLA	PIAXTLA		1	100%			100%	0	1	100%	0%
PUEBLA	SAN GABRIEL CHILAC			100%		1	100%	0	1	100%	0%
PUEBLA	SAN JERONIMO TECUANIPAN		1	100%			100%	0	1	100%	0%
PUEBLA	SAN JUAN ATENCO	1	1	0%			100%	1	1	0%	0%
PUEBLA	SAN JUAN ATZOMPA	1	1	0%			100%	1	1	0%	0%
PUEBLA	SAN MATIAS TLALANCALECA	7	1	-86%		4	-100%	11	1	-91%	0%
PUEBLA	SAN MIGUEL IXITLAN		1	100%			100%	0	1	100%	0%
PUEBLA	SAN PEDRO YELOIXTLAHUACAN	1	1	0%			100%	1	1	0%	0%
PUEBLA	TECOMATLAN	2	1	-50%		1	-100%	3	1	-67%	0%
PUEBLA	TEPEOJUMA	3	1	-67%			100%	3	1	-67%	0%
PUEBLA	TIANGUISMANALCO	1		-100%		1	1	2	1	-50%	0%
PUEBLA	TLALTENANGO	2		-100%		1	1	2	1	-50%	0%
PUEBLA	TLANEPANTLA			100%		1	-100%	1	1	0%	0%
PUEBLA	TLAOLA		1	100%			100%	0	1	100%	0%
PUEBLA	TOTOLTEPEC DE GUERRERO		1	100%			100%	0	1	100%	0%
PUEBLA	TULcingo	3	1	-67%			100%	3	1	-67%	0%
PUEBLA	TZICATLACOYAN			100%		1	100%	0	1	100%	0%
PUEBLA	XIUTETELCO	1	1	0%			100%	1	1	0%	0%
PUEBLA	XOCHILTEPEC		1	100%			100%	0	1	100%	0%
PUEBLA	YEHUALTEPEC	3	1	-67%		2	-100%	5	1	-80%	0%
PUEBLA	ZACAPALA		1	100%			100%	0	1	100%	0%
QUERETARO	JALPAN DE SERRA		1	100%		1	-100%	1	1	0%	0%
QUERETARO	PEDAMILLER			100%		1	100%	0	1	100%	0%
QUINTANA ROO	CADEREYTA DE MONTES		1	100%			100%	0	1	100%	0%
QUINTANA ROO	ISLA MUJERES			100%		1	1	1	1	0%	0%
SAN LUIS POTOSI	AXTLA DE TERRAZAS			100%		1	100%	0	1	100%	0%
SAN LUIS POTOSI	CERRO DE SAN PEDRO			100%		1	100%	0	1	100%	0%
SAN LUIS POTOSI	CHARCAS	1		-100%		2	1	3	1	-67%	0%
SAN LUIS POTOSI	CIUDAD DEL MAIZ	2		-100%		1	100%	2	1	-50%	0%
SAN LUIS POTOSI	DESCONOCIDO			100%		1	1	1	1	0%	0%
SAN LUIS POTOSI	EBANO	1	1	0%		2	-100%	3	1	-67%	0%
SAN LUIS POTOSI	GUADALCAZAR	2	1	-50%			100%	2	1	-50%	0%
SAN LUIS POTOSI	LAGUNILLAS		1	100%			100%	0	1	100%	0%
SAN LUIS POTOSI	MATLAPA		1	100%			100%	0	1	100%	0%
SAN LUIS POTOSI	MOCTEZUMA		1	100%			100%	0	1	100%	0%
SAN LUIS POTOSI	SAN CIRO DE ACOSTA		1	100%		1	-100%	1	1	0%	0%
SAN LUIS POTOSI	SANTA CATARINA		1	100%			100%	0	1	100%	0%
SAN LUIS POTOSI	SANTO DOMINGO		1	100%			100%	0	1	100%	0%
SAN LUIS POTOSI	TAMAZUNCHALE		1	100%			100%	0	1	100%	0%
SAN LUIS POTOSI	VILLA DE GUADALUPE		1	100%		1	-100%	1	1	0%	0%
SINALOA	DESCONOCIDO	2	1	-50%		1	-100%	3	1	-67%	0%
SINALOA	SAN IGNACIO	1	1	0%			100%	1	1	0%	0%
SONORA	ALTAR			100%		3	1	3	1	-67%	0%
SONORA	ARIZPE		1	100%			100%	0	1	100%	0%
SONORA	BANAMICHI		1	100%			100%	0	1	100%	0%
SONORA	HUACHINERA			100%		1	100%	0	1	100%	0%
SONORA	ONAVAS		1	100%			100%	0	1	100%	0%
SONORA	PITTIQUITO		1	100%		1	-100%	1	1	0%	0%
SONORA	QUIRIEGO		1	100%			100%	0	1	100%	0%
SONORA	ROSARIO	2	1	-50%			100%	2	1	-50%	0%
SONORA	SAHUARIPA		1	100%			100%	0	1	100%	0%
TABASCO	CABORCA		1	100%			100%	0	1	100%	0%
TABASCO	LA VENTA		1	100%			100%	0	1	100%	0%
TAMAULIPAS	DESCONOCIDO			100%		1	100%	0	1	100%	0%
TAMAULIPAS	GUERRERO		1	100%			100%	0	1	100%	0%
TAMAULIPAS	GUSTAVO DIAZ ORDAZ		1	100%		1	-100%	1	1	0%	0%
TAMAULIPAS	JAUMAVE			100%		1	100%	0	1	100%	0%
TAMAULIPAS	NUEVO MORELOS		1	100%			100%	0	1	100%	0%
TAMAULIPAS	PADILLA		1	100%			100%	0	1	100%	0%
TAMAULIPAS	PALMILLAS		1	100%			100%	0	1	100%	0%
TAMAULIPAS	XICOTENCATL		1	100%			100%	0	1	100%	0%
TLAXCALA	AMAXAC DE GUERRERO	2	1	-50%			100%	2	1	-50%	0%
TLAXCALA	CONTLA DE JUAN CUAMATZI	2	1	-50%		1	-100%	3	1	-67%	0%
TLAXCALA	ESPADITA	1	1	0%			100%	1	1	0%	0%
TLAXCALA	HUEYOTLIPAN	1	1	0%		3	-100%	4	1	-75%	0%
TLAXCALA	SAN DAMIAN TEXOLOC		1	100%			100%	0	1	100%	0%

TLAXCALA	SAN JERONIMO ZACUALPAN		1	100%			100%	0	1	100%	0%
TLAXCALA	SAN JOSE TEACALCO			100%		1	100%	0	1	100%	0%
TLAXCALA	SANTA CATARINA AYOMETLA		1	100%				1	1	0%	0%
TLAXCALA	SANTA CRUZ TLAXCALA	1	1	0%	1		-100%	2	1	-50%	0%
TLAXCALA	TETLATLAHUCA	1		-100%	1	1	0%	2	1	-50%	0%
VERACRUZ	ALTOTONGA	4	1	-75%	1		-100%	5	1	-80%	0%
VERACRUZ	ASTACINGA		1	100%			100%	0	1	100%	0%
VERACRUZ	ATOYAC	2	1	-50%	2		-100%	4	1	-75%	0%
VERACRUZ	ATZACAN		1	100%			100%	0	1	100%	0%
VERACRUZ	CASTILLO DE TEAYO		1	100%			100%	0	1	100%	0%
VERACRUZ	CATEMACO	5		-100%	2	1	-50%	7	1	-86%	0%
VERACRUZ	CHICONTEPEC		1	100%	2		-100%	2	1	-50%	0%
VERACRUZ	COMAPA			100%		1	100%	0	1	100%	0%
VERACRUZ	COSCOMATEPEC	3		-100%	2	1	-50%	5	1	-80%	0%
VERACRUZ	CUICHAPA		1	100%			100%	0	1	100%	0%
VERACRUZ	HIDALGOTITLAN		1	100%			100%	0	1	100%	0%
VERACRUZ	HUEYAPAN DE OCAMPO	5	1	-80%			100%	5	1	-80%	0%
VERACRUZ	HUILOAPAN	1		-100%	1	1	0%	2	1	-50%	0%
VERACRUZ	ISLA	3		-100%	2	1	-50%	5	1	-80%	0%
VERACRUZ	IXHUATLAN DE MADERO			100%		1	100%	0	1	100%	0%
VERACRUZ	IXHUATLAN DEL CAFE		1	100%			100%	0	1	100%	0%
VERACRUZ	IXHUATLANCILLO		1	100%	1		-100%	1	1	0%	0%
VERACRUZ	JALACINGO		1	100%	1		-100%	1	1	0%	0%
VERACRUZ	JOSE AZUETA	1	1	0%			100%	1	1	0%	0%
VERACRUZ	JUAN RODRIGUEZ CLARA	4		-100%	1	1	0%	5	1	-80%	0%
VERACRUZ	MECAYAPAN		1	100%			100%	0	1	100%	0%
VERACRUZ	MISANTLA	2		-100%	1	1	0%	3	1	-67%	0%
VERACRUZ	MOLOACAN	7	1	-86%	2		-100%	9	1	-89%	0%
VERACRUZ	OZULUAMA DE MASCAREAS			100%		1	100%	0	1	100%	0%
VERACRUZ	PASO DE OVEJAS	1	1	0%	1		-100%	2	1	-50%	0%
VERACRUZ	SAN ANDRES TENEJAPAN	1	1	0%			100%	1	1	0%	0%
VERACRUZ	TAMIAHUA			100%		1	100%	0	1	100%	0%
VERACRUZ	TAMPICO ALTO		1	100%			100%	0	1	100%	0%
VERACRUZ	TATAHUICAPAN DE JUAREZ		1	100%			100%	0	1	100%	0%
VERACRUZ	TECOLUTLA	1	1	0%	1		-100%	2	1	-50%	0%
VERACRUZ	TLACOTALPAN			100%	1	1	0%	1	1	0%	0%
VERACRUZ	TLALTETELA	1	1	0%			100%	1	1	0%	0%
VERACRUZ	TOMATLAN		1	100%			100%	0	1	100%	0%
VERACRUZ	TOTUTLA	1	1	0%			100%	1	1	0%	0%
VERACRUZ	UXPANAPA			100%		1	100%	0	1	100%	0%
VERACRUZ	VILLA ALDAMA		1	100%			100%	0	1	100%	0%
VERACRUZ	ZENTLA	2		-100%		1	100%	2	1	-50%	0%
YUCATAN	CANSAHCAB			100%	1	1	0%	1	1	0%	0%
YUCATAN	DZEMUL		1	100%			100%	0	1	100%	0%
YUCATAN	KOPOMA			100%		1	100%	0	1	100%	0%
YUCATAN	TECOH			100%		1	100%	0	1	100%	0%
YUCATAN	TIZIMIN			100%		1	100%	0	1	100%	0%
YUCATAN	UMAN		1	100%	2		-100%	2	1	-50%	0%
YUCATAN	VALLADOLID			100%	1	1	0%	1	1	0%	0%
ZACATECAS	APOZOL			100%		1	100%	0	1	100%	0%
ZACATECAS	CHALCHIHUITES		1	100%			100%	0	1	100%	0%
ZACATECAS	CUAUHTEMOC		1	100%			100%	0	1	100%	0%
ZACATECAS	DESCONOCIDO		1	100%			100%	0	1	100%	0%
ZACATECAS	TEPETONGO		1	100%			100%	0	1	100%	0%
ZACATECAS	TRONCOSO		1	100%			100%	0	1	100%	0%
ZACATECAS	VILLA GARCIA	2	1	-50%			100%	2	1	-50%	0%
ZACATECAS	VILLANUEVA		1	100%			100%	0	1	100%	0%
AGUASCALIENTES	COSIO	1		-100%	2		-100%	3	0	-100%	0%
AGUASCALIENTES	LLANO EL	1		-100%			100%	1	0	-100%	0%
AGUASCALIENTES	TEPEZALA			100%	1		-100%	1	0	-100%	0%
ARIZONA	DOUGLAS			100%	1		-100%	1	0	-100%	0%
BAJA CALIFORNIA SUR	TIJUANA			100%	1		-100%	1	0	-100%	0%
CHIAPAS	ALTAMIRANO	1		-100%			100%	1	0	-100%	0%
CHIAPAS	AMATENANGO DE LA FRONTERA	1		-100%			100%	1	0	-100%	0%
CHIAPAS	CACAOATAN			100%	2		-100%	2	0	-100%	0%
CHIAPAS	EMILIANO ZAPATA	1		-100%			100%	1	0	-100%	0%
CHIAPAS	ESCUINTLA	4		-100%	1		-100%	5	0	-100%	0%
CHIAPAS	HUEHUETAN			100%	1		-100%	1	0	-100%	0%
CHIAPAS	LIBERTAD LA	2		-100%			100%	2	0	-100%	0%
CHIAPAS	MAPASTEPEC	1		-100%			100%	1	0	-100%	0%
CHIAPAS	MEZCALAPA			100%	1		-100%	1	0	-100%	0%
CHIAPAS	SOCOLTENANGO	1		-100%			100%	1	0	-100%	0%

CHIAPAS	SOLOSUCHIAPA		100%	1	-100%	1	0	-100%	0%
CHIAPAS	SOYALO	2	-100%		100%	2	0	-100%	0%
CHIAPAS	TAPILULA	2	-100%	1	-100%	3	0	-100%	0%
CHIAPAS	VILLA COMALTITLAN	3	-100%	3	-100%	6	0	-100%	0%
CHIAPAS	YAJALON		100%	1	-100%	1	0	-100%	0%
CHIHUAHUA	GALEANA	1	-100%		100%	1	0	-100%	0%
CHIHUAHUA	GOMEZ FARIAS	1	-100%		100%	1	0	-100%	0%
CHIHUAHUA	GUERRERO		100%	1	-100%	1	0	-100%	0%
CHIHUAHUA	JULIMES		100%	1	-100%	1	0	-100%	0%
CHIHUAHUA	MADERA	2	-100%		100%	2	0	-100%	0%
CHIHUAHUA	VALLE DE ZARAGOZA	1	-100%		100%	1	0	-100%	0%
COAHUILA	DESCONOCIDO	1	-100%		100%	1	0	-100%	0%
COAHUILA	FRANCISCO I. MADERO	5	-100%		100%	5	0	-100%	0%
COAHUILA	SAN JUAN DE SABINAS		100%	2	-100%	2	0	-100%	0%
COLIMA	ARMERIA	1	-100%	1	-100%	2	0	-100%	0%
COLIMA	MINATITLAN		100%	1	-100%	1	0	-100%	0%
DURANGO	CANELAS	1	-100%		100%	1	0	-100%	0%
DURANGO	GUADALUPE VICTORIA	1	-100%		100%	1	0	-100%	0%
DURANGO	INDE		100%	1	-100%	1	0	-100%	0%
DURANGO	NOMBRE DE DIOS	1	-100%		100%	1	0	-100%	0%
DURANGO	TAMAZULA	1	-100%		100%	1	0	-100%	0%
DURANGO	TLAHUALILO	1	-100%		100%	1	0	-100%	0%
GUANAJUATO	SANTA CATARINA	1	-100%		100%	1	0	-100%	0%
GUANAJUATO	SANTIAGO MARAVATIO		100%	1	-100%	1	0	-100%	0%
GUERRERO	ALCOZAUCA DE GUERRERO	1	-100%		100%	1	0	-100%	0%
GUERRERO	BENITO JUAREZ	1	-100%		100%	1	0	-100%	0%
GUERRERO	CUAJINICUILAPA	2	-100%		100%	2	0	-100%	0%
GUERRERO	CUTZAMALA DE PINZON	2	-100%		100%	2	0	-100%	0%
GUERRERO	FLORENCIO VILLARREAL	1	-100%		100%	1	0	-100%	0%
GUERRERO	GENERAL HELIODORO CASTILLO		100%	1	-100%	1	0	-100%	0%
GUERRERO	LEONARDO BRAVO	1	-100%		100%	1	0	-100%	0%
GUERRERO	MARQUELIA	2	-100%		100%	2	0	-100%	0%
GUERRERO	MOCHITLAN	1	-100%		100%	1	0	-100%	0%
GUERRERO	OLINALA	1	-100%	1	-100%	2	0	-100%	0%
GUERRERO	TEOLOAPAN	1	-100%		100%	1	0	-100%	0%
GUERRERO	TIXTLA DE GUERRERO	4	-100%		100%	4	0	-100%	0%
GUERRERO	TLALCHAPA	1	-100%		100%	1	0	-100%	0%
HIDALGO	CALNALI		100%	2	-100%	2	0	-100%	0%
HIDALGO	CHAPANTONGO		100%	1	-100%	1	0	-100%	0%
HIDALGO	HUASCA DE OCAMPO		100%	1	-100%	1	0	-100%	0%
HIDALGO	METEPEC	1	-100%		100%	1	0	-100%	0%
HIDALGO	SAN SALVADOR		100%	1	-100%	1	0	-100%	0%
HIDALGO	XOCHICOATLAN	1	-100%		100%	1	0	-100%	0%
JALISCO	AMACUECA	1	-100%		100%	1	0	-100%	0%
JALISCO	ATOYAC	1	-100%		100%	1	0	-100%	0%
JALISCO	AYUTLA		100%	1	-100%	1	0	-100%	0%
JALISCO	CABADAS DE OBREGON		100%	1	-100%	1	0	-100%	0%
JALISCO	CHIQUILSTLAN	1	-100%		100%	1	0	-100%	0%
JALISCO	CUAUTITLAN DE GARCIA BARRAGAN		100%	1	-100%	1	0	-100%	0%
JALISCO	HOSTOTIPAQUILLO	1	-100%	1	-100%	2	0	-100%	0%
JALISCO	HUEJUQUILLA EL ALTO	1	-100%		100%	1	0	-100%	0%
JALISCO	LIMON EL		100%	1	-100%	1	0	-100%	0%
JALISCO	PIHUAMO		100%	2	-100%	2	0	-100%	0%
JALISCO	TENAMAXTLAN	1	-100%	1	-100%	2	0	-100%	0%
JALISCO	TONAYA	1	-100%	1	-100%	2	0	-100%	0%
JALISCO	TUXCUECA	1	-100%		100%	1	0	-100%	0%
JALISCO	VALLE DE JUAREZ	2	-100%	1	-100%	3	0	-100%	0%
JALISCO	VILLA PURIFICACION		100%	1	-100%	1	0	-100%	0%
MEXICO	OZUMBA	4	-100%	3	-100%	7	0	-100%	0%
MEXICO	SAN JOSE DEL RINCON	2	-100%	2	-100%	4	0	-100%	0%
MEXICO	SULTEPEC	1	-100%		100%	1	0	-100%	0%
MEXICO	TIMILPAN	1	-100%		100%	1	0	-100%	0%
MEXICO	TLATLAYA	2	-100%	1	-100%	3	0	-100%	0%
MEXICO	ZACUALPAN	1	-100%		100%	1	0	-100%	0%
MICHOACAN	ANGAMACUTIRO		100%	1	-100%	1	0	-100%	0%
MICHOACAN	APORO	1	-100%		100%	1	0	-100%	0%
MICHOACAN	BRISEDAS	2	-100%	1	-100%	3	0	-100%	0%
MICHOACAN	CHURUMUCO	1	-100%		100%	1	0	-100%	0%
MICHOACAN	JOSE SIXTO VERDUZCO	1	-100%		100%	1	0	-100%	0%
MICHOACAN	NAHUATZEN	6	-100%	1	-100%	7	0	-100%	0%
MICHOACAN	SAN LUCAS	1	-100%	1	-100%	2	0	-100%	0%
MICHOACAN	SUSUPUATO	1	-100%		100%	1	0	-100%	0%



MICHOACAN	TLAZAZALCA	1	-100%	1	-100%	2	0	-100%	0%
MICHOACAN	VILLAMAR	2	-100%		100%	2	0	-100%	0%
MICHOACAN	ZACAZONAPAN		100%	1	-100%	1	0	-100%	0%
MORELOS	COATLAN DEL RIO	1	-100%		100%	1	0	-100%	0%
MORELOS	MAZATEPEC	1	-100%		100%	1	0	-100%	0%
MORELOS	TETELA DEL VOLCAN		100%	1	-100%	1	0	-100%	0%
MORELOS	TLALNEPANTLA	1	-100%	1	-100%	2	0	-100%	0%
NAYARIT	HUAJICORI		100%	1	-100%	1	0	-100%	0%
NAYARIT	JALA		100%	3	-100%	3	0	-100%	0%
NAYARIT	ROSAMORADA	1	-100%		100%	1	0	-100%	0%
NAYARIT	TUXPAN	1	-100%		100%	1	0	-100%	0%
NUEVO LEON	AGUALEGUAS	2	-100%		100%	2	0	-100%	0%
NUEVO LEON	GENERAL TREVIDO	1	-100%		100%	1	0	-100%	0%
NUEVO LEON	HUALAHUISES	1	-100%		100%	1	0	-100%	0%
NUEVO LEON	MINA	1	-100%		100%	1	0	-100%	0%
NUEVO LEON	RAYONES	1	-100%		100%	1	0	-100%	0%
OAXACA	ABEJONES	1	-100%		100%	1	0	-100%	0%
OAXACA	ANIMAS TRUJANO	1	-100%		100%	1	0	-100%	0%
OAXACA	CHIQIHUITLAN DE BENITO JUAREZ	1	-100%		100%	1	0	-100%	0%
OAXACA	CIENEGA DE ZIMATLAN	1	-100%		100%	1	0	-100%	0%
OAXACA	CONCEPCION PAPALO	1	-100%		100%	1	0	-100%	0%
OAXACA	CUILAPAM DE GUERRERO	1	-100%	1	-100%	2	0	-100%	0%
OAXACA	MARTIRES DE TACUBAYA	1	-100%		100%	1	0	-100%	0%
OAXACA	NEJAPA DE MADERO	1	-100%		100%	1	0	-100%	0%
OAXACA	PINTEPA DE DON LUIS	1	-100%		100%	1	0	-100%	0%
OAXACA	ROJAS DE CUAUHTEMOC	1	-100%		100%	1	0	-100%	0%
OAXACA	SAN ANDRES HUAYAPAM		100%	1	-100%	1	0	-100%	0%
OAXACA	SAN BALTAZAR LOXICHA	1	-100%		100%	1	0	-100%	0%
OAXACA	SAN BLAS ATEMPA	1	-100%		100%	1	0	-100%	0%
OAXACA	SAN DIONISIO OCOTEPEC		100%	1	-100%	1	0	-100%	0%
OAXACA	SAN JUAN CACAHUATEPEC	1	-100%		100%	1	0	-100%	0%
OAXACA	SAN JUAN COTZOCON		100%	1	-100%	1	0	-100%	0%
OAXACA	SAN MARTIN TILCAJETE	3	-100%		100%	3	0	-100%	0%
OAXACA	SAN MIGUEL SOYALTEPEC	1	-100%	1	-100%	2	0	-100%	0%
OAXACA	SAN PABLO HUIXTEPEC		100%	1	-100%	1	0	-100%	0%
OAXACA	SAN PEDRO IXCATLAN	1	-100%		100%	1	0	-100%	0%
OAXACA	SANTA MARIA ECATEPEC		100%	1	-100%	1	0	-100%	0%
OAXACA	SANTA MARIA OZOLOTEPEC		100%	1	-100%	1	0	-100%	0%
OAXACA	SANTA MARIA TONAMECA		100%	1	-100%	1	0	-100%	0%
OAXACA	SANTIAGO JUXTLAHUACA		100%	2	-100%	2	0	-100%	0%
OAXACA	SANTIAGO LLANO GRANDE		100%	1	-100%	1	0	-100%	0%
OAXACA	SANTIAGO MATATLAN	1	-100%		100%	1	0	-100%	0%
OAXACA	SANTIAGO NILTEPEC	1	-100%		100%	1	0	-100%	0%
OHIO	DESCONOCIDO		100%	1	-100%	1	0	-100%	0%
PUEBLA	ACTEOPAN	1	-100%		100%	1	0	-100%	0%
PUEBLA	AJALPAN	1	-100%		100%	1	0	-100%	0%
PUEBLA	ALJOJUCA	2	-100%	1	-100%	3	0	-100%	0%
PUEBLA	ATZITZINTLA	2	-100%	2	-100%	4	0	-100%	0%
PUEBLA	AXUTLA	1	-100%		100%	1	0	-100%	0%
PUEBLA	CHAPULCO	1	-100%		100%	1	0	-100%	0%
PUEBLA	CHIAUTZINGO	1	-100%		100%	1	0	-100%	0%
PUEBLA	COATZINGO	1	-100%		100%	1	0	-100%	0%
PUEBLA	CUETZALAN DEL PROGRESO		100%	1	-100%	1	0	-100%	0%
PUEBLA	GENERAL FELIPE ANGELES	1	-100%		100%	1	0	-100%	0%
PUEBLA	HUEHUETLA		100%	1	-100%	1	0	-100%	0%
PUEBLA	MAZAPILTEPEC DE JUAREZ		100%	1	-100%	1	0	-100%	0%
PUEBLA	NAUPAN	1	-100%		100%	1	0	-100%	0%
PUEBLA	NICOLAS BRAVO	2	-100%		100%	2	0	-100%	0%
PUEBLA	PAHUATLAN		100%	1	-100%	1	0	-100%	0%
PUEBLA	QUIMIXTLAN	2	-100%		100%	2	0	-100%	0%
PUEBLA	SAN JOSE MIAHUATLAN		100%	1	-100%	1	0	-100%	0%
PUEBLA	SAN MARTIN TOTOLTEPEC	1	-100%	2	-100%	3	0	-100%	0%
PUEBLA	SAN SEBASTIAN TLACOTEPEC	1	-100%		100%	1	0	-100%	0%
PUEBLA	SANTA ISABEL CHOLULA	4	-100%		100%	5	0	-100%	0%
PUEBLA	TEPEYAHUALCO DE CUAUHTEMOC		100%	1	-100%	1	0	-100%	0%
PUEBLA	TETELA DE OCAMPO		100%	1	-100%	1	0	-100%	0%
PUEBLA	TLACHICHUCA	1	-100%	1	-100%	2	0	-100%	0%
PUEBLA	TLAPACOYA	1	-100%		100%	1	0	-100%	0%
PUEBLA	XOCHITLAN DE VICENTE SUAREZ	1	-100%		100%	1	0	-100%	0%
PUEBLA	ZAPOTITLAN	1	-100%	1	-100%	2	0	-100%	0%
QUERETARO	TOLIMAN	2	-100%		100%	2	0	-100%	0%
SAN LUIS POTOSI	ARMADILLO DE LOS INFANTE	2	-100%		100%	2	0	-100%	0%

SAN LUIS POTOSI	CATORCE			100%	1	-100%	1	0	-100%	0%	
SAN LUIS POTOSI	COXCATLAN			100%		-100%	1	0	-100%	0%	
SAN LUIS POTOSI	NARANJO EL			100%		-100%	1	0	-100%	0%	
SAN LUIS POTOSI	SAN MARTIN CHALCHICUAUTLA	1		-100%		100%	1	0	-100%	0%	
SAN LUIS POTOSI	SAN VICENTE TANCUAYALAB	1		-100%		100%	1	0	-100%	0%	
SAN LUIS POTOSI	TAMASOPO	1		-100%		100%	1	0	-100%	0%	
SAN LUIS POTOSI	TAMUIN			100%	1	-100%	1	0	-100%	0%	
SONORA	ALAMOS	1		-100%	1	-100%	2	0	-100%	0%	
SONORA	BENJAMIN HILL	1		-100%		100%	1	0	-100%	0%	
SONORA	COLORADA LA	1		-100%		100%	1	0	-100%	0%	
SONORA	MAZATAN	2		-100%		100%	2	0	-100%	0%	
SONORA	NACAZOY DE GARCIA			100%	1	-100%	1	0	-100%	0%	
SONORA	OPODEPE	1		-100%		100%	1	0	-100%	0%	
SONORA	SOLEDAD DE GRACIANO SANCHEZ			100%	1	-100%	1	0	-100%	0%	
SONORA	TRINCHERAS			100%	1	-100%	1	0	-100%	0%	
TAMAULIPAS	ABASOLO	1		-100%		100%	1	0	-100%	0%	
TAMAULIPAS	BUSTAMANTE	1		-100%		100%	1	0	-100%	0%	
TAMAULIPAS	GONZALEZ	1		-100%		100%	1	0	-100%	0%	
TAMAULIPAS	HIDALGO	2		-100%		100%	2	0	-100%	0%	
TEXAS	DESCONOCIDO			100%	1	-100%	1	0	-100%	0%	
TLAXCALA	CUAXOMULCO			100%	1	-100%	1	0	-100%	0%	
TLAXCALA	HUIMANGUILLO	1		-100%		100%	1	0	-100%	0%	
TLAXCALA	IXTENCO	2		-100%		100%	2	0	-100%	0%	
TLAXCALA	SAN FRANCISCO TETLANOHCAN	2		-100%		100%	2	0	-100%	0%	
TLAXCALA	SAN JUAN HUACTZINCO	1		-100%		100%	1	0	-100%	0%	
TLAXCALA	SAN LORENZO AXOCOMANITLA			100%	1	-100%	1	0	-100%	0%	
TLAXCALA	SAN LUCAS TECOPILOO	5		-100%		100%	5	0	-100%	0%	
TLAXCALA	TEPEYANCO	2		-100%		100%	2	0	-100%	0%	
TLAXCALA	TOCATLAN	1		-100%	1	-100%	2	0	-100%	0%	
TLAXCALA	ZITLALTEPEC DE TRINIDAD SANCH	2		-100%	1	-100%	3	0	-100%	0%	
VERACRUZ	ACAJETE	3		-100%	2	-100%	5	0	-100%	0%	
VERACRUZ	ACATLAN			100%	1	-100%	1	0	-100%	0%	
VERACRUZ	AYAHUALULCO	1		-100%		100%	1	0	-100%	0%	
VERACRUZ	CARLOS A CARRILLO	4		-100%		100%	4	0	-100%	0%	
VERACRUZ	CAZONES	2		-100%	1	-100%	3	0	-100%	0%	
VERACRUZ	CHICONQUIACO	1		-100%		100%	1	0	-100%	0%	
VERACRUZ	CHINAMPA DE GOROSTIZA	1		-100%		100%	1	0	-100%	0%	
VERACRUZ	CHOCAMAN	2		-100%		100%	2	0	-100%	0%	
VERACRUZ	HUAYACOCOTLA	1		-100%		100%	1	0	-100%	0%	
VERACRUZ	JAMAPA	2		-100%	2	-100%	4	0	-100%	0%	
VERACRUZ	JILOTEPEC	1		-100%		100%	1	0	-100%	0%	
VERACRUZ	MIAHUATLAN	2		-100%		100%	2	0	-100%	0%	
VERACRUZ	MINAS LAS			100%	1	-100%	1	0	-100%	0%	
VERACRUZ	NAOLINCO	1		-100%		100%	1	0	-100%	0%	
VERACRUZ	NARANJOS AMATLAN	1		-100%	4	-100%	5	0	-100%	0%	
VERACRUZ	PLATON SANCHEZ	1		-100%		100%	1	0	-100%	0%	
VERACRUZ	PUEBLO VIEJO	2		-100%		100%	2	0	-100%	0%	
VERACRUZ	RAFAEL DELGADO	1		-100%	1	-100%	2	0	-100%	0%	
VERACRUZ	SOLEDAD ATZOMPA	1		-100%		100%	1	0	-100%	0%	
VERACRUZ	TEXISTEPEC			100%	1	-100%	1	0	-100%	0%	
VERACRUZ	TLACOJALPAN	1		-100%		100%	1	0	-100%	0%	
VERACRUZ	VIGAS DE RAMIREZ LAS	2		-100%		100%	2	0	-100%	0%	
YUCATAN	CALOTMUL	1		-100%		100%	1	0	-100%	0%	
YUCATAN	TINUM			100%	1	-100%	1	0	-100%	0%	
ZACATECAS	BENITO JUAREZ			100%	1	-100%	1	0	-100%	0%	
ZACATECAS	JUCHIPILA			100%	1	-100%	1	0	-100%	0%	
ZACATECAS	MOYAHUA DE ESTRADA	1		-100%	1	-100%	2	0	-100%	0%	
ZACATECAS	NORIA DE ANGELES	2		-100%		100%	2	0	-100%	0%	
ZACATECAS	SAIN ALTO	1		-100%		100%	1	0	-100%	0%	
ZACATECAS	VILLA GONZALEZ ORTEGA	2		-100%		100%	2	0	-100%	0%	
TOTAL GENERAL		39061	33662	-14%	24539	22583	-8%	63600	56245	-12%	100%

PORCENTAJE DE PARTICIPACIÓN POR TIPO DE ROBO Y POR AÑO.

61% 60%

39% 40%







# OFICINA COORDINADORA DE RIESGOS ASEGURADOS (OCRA)

VEHÍCULOS ROBADOS AL SECTOR ASEGURADOR EN LA: **CIUDAD DE MÉXICO**, DURANTE EL PERIODO 01/01/2021-30/11/2021 Y SU COMPORTAMIENTO DURANTE EL MISMO PERIODO DE 2020, ORDENADO POR LOS TIPOS MÁS ROBADOS DURANTE 2021.

MARCA	TIPO	TOTAL CIUDAD DE MÉXICO									
		CON VIOLENCIA			ESTACIONADO			TOTAL			% DEL TOT.
		2020	2021	% DE INCR.	2020	2021	% DE INCR.	2020	2021	% DE INCR.	
NISSAN	VERSA	190	147	-23%	349	350	0%	539	497	-8%	10%
GENERAL MOTORS	AVEO	196	157	-20%	338	196	-42%	534	353	-34%	7%
GENERAL MOTORS	BEAT	74	73	-1%	160	150	-6%	234	223	-5%	5%
NISSAN	TSURU	66	68	3%	289	126	-56%	355	194	-45%	4%
VOLKSWAGEN	VENTO	232	113	-51%	69	51	-26%	301	164	-46%	3%
NISSAN	NP300	76	44	-42%	121	84	-31%	197	128	-35%	3%
NISSAN	SENTRA	52	27	-48%	144	99	-31%	196	126	-36%	3%
YAMAHA	111-250	52	43	-17%	98	76	-22%	150	119	-21%	2%
BAJAJ	111-250	30	27	-10%	68	52	-24%	98	79	-19%	2%
HONDA	111-250	31	31	0%	38	44	16%	69	75	9%	2%
NISSAN	MARCH	42	26	-38%	66	37	-44%	108	63	-42%	1%
VOLKSWAGEN	NUEVO JETTA	58	36	-38%	20	21	5%	78	57	-27%	1%
VOLKSWAGEN	JETTA Y CLASICO	88	34	-61%	39	22	-44%	127	56	-56%	1%
FORD	F-350,F450,F550, ESTACAS,CHASIS CAB	40	29	-28%	46	24	-48%	86	53	-38%	1%
ITALIKA	111-250	47	21	-55%	92	31	-66%	139	52	-63%	1%
NISSAN	TIIDA	28	30	7%	33	14	-58%	61	44	-28%	1%
VOLKSWAGEN	GOL	49	28	-43%	11	16	45%	60	44	-27%	1%
BMW	251-650	16	15	-6%	40	28	-30%	56	43	-23%	1%
KIA	RIO	34	27	-21%	10	14	40%	44	41	-7%	1%
NISSAN	PICK-UP CORTO,LARGO,DOBLE,KING	14	3	-79%	80	38	-53%	94	41	-56%	1%
GENERAL MOTORS	SPARK	31	17	-45%	27	23	-15%	58	40	-31%	1%
GENERAL MOTORS	SONIC	35	23	-34%	16	15	-6%	51	38	-25%	1%
MAZDA	3	36	18	-50%	14	20	43%	50	38	-24%	1%
NISSAN	ESTACAS CORTO,LARGO, CHASIS,	13	9	-31%	43	28	-35%	56	37	-34%	1%
SEAT	IBIZA	79	22	-72%	14	15	7%	93	37	-60%	1%
CHRYSLER	ATTITUDE	31	25	-19%	9	11	22%	40	36	-10%	1%
BAJAJ	251-650	14	8	-43%	16	27	69%	30	35	17%	1%
TOYOTA	AVANZA	39	25	-36%	9	9	0%	48	34	-29%	1%
KENWORTH	KENWORTH	26	24	-8%	12	9	-25%	38	33	-13%	1%
TOYOTA	COROLLA	9	23	156%	10	10	0%	19	33	74%	1%
HONDA	CIVIC	18	12	-33%	19	19	0%	37	31	-16%	1%
HONDA	CRV	33	16	-52%	13	12	-8%	46	28	-39%	1%
NISSAN	XTRAIL	21	12	-43%	18	16	-11%	39	28	-28%	1%
GENERAL MOTORS	EXPRESS VAN PASAJEROS	4	7	75%	5	19	280%	9	26	189%	1%
HONDA	CITY	29	16	-45%	12	10	-17%	41	26	-37%	1%
KTM	111-250	16	14	-13%	25	12	-52%	41	26	-37%	1%
FORD	FIGO	12	16	33%	9	9	0%	21	25	19%	1%
VENTO	111-250	5	10	100%	9	15	67%	14	25	79%	1%
FREIGHTLINER	FREIGHTLINER	19	20	5%	9	4	-56%	28	24	-14%	0%
NISSAN	URVAN PASAJEROS	9	6	-33%	48	18	-63%	57	24	-58%	0%
SEMIREMOLQUES	REMOLQUES	9	12	33%	5	11	120%	14	23	64%	0%
GENERAL MOTORS	CRUZE	18	14	-22%	8	8	0%	26	22	-15%	0%
HONDA	HR-V	16	15	-6%	5	7	40%	21	22	5%	0%
HYUNDAI	GRAND I10	30	14	-53%	4	8	100%	34	22	-35%	0%
YAMAHA	50-110	6	7	17%	13	15	15%	19	22	16%	0%
FORD	FIESTA	15	9	-40%	13	12	-8%	28	21	-25%	0%
GENERAL MOTORS	ONIX	3	16	433%		4	100%	3	20	567%	0%
KIA	FORTE	11	13	18%	7	7	0%	18	20	11%	0%
TOYOTA	HIACE	9	14	56%	5	6	20%	14	20	43%	0%
VOLKSWAGEN	POLO	25	11	-56%	9	9	0%	34	20	-41%	0%
FORD	FOCUS	10	9	-10%	6	10	67%	16	19	19%	0%
KTM	251-650	5	6	20%	14	13	-7%	19	19	0%	0%
TOYOTA	YARIS	18	11	-39%	12	8	-33%	30	19	-37%	0%
VOLKSWAGEN	GOLF	21	10	-52%	19	9	-53%	40	19	-53%	0%
GENERAL MOTORS	TRAX	18	7	-61%	5	11	120%	23	18	-22%	0%
MAZDA	CX5	21	11	-48%	10	5	-50%	31	16	-48%	0%
TOYOTA	HILUX PICK UP	4	12	200%	3	4	33%	7	16	129%	0%
VOLKSWAGEN	TIGUAN	26	10	-62%	9	6	-33%	35	16	-54%	0%
INTERNATIONAL	INTERNATIONAL	16	10	-38%	6	5	-17%	22	15	-32%	0%
KIA	SPORTAGE	26	10	-62%	5	5	0%	31	15	-52%	0%
NISSAN	ICHI-VAN PANEL, URVAN PANEL	2	4	100%	17	11	-35%	19	15	-21%	0%
SEMIREMOLQUES	CAJA SECA	18	11	-39%	2	4	100%	20	15	-25%	0%
YAMAHA	251-650	10	4	-60%	10	11	10%	20	15	-25%	0%
GENERAL MOTORS	CHEVY	4	4	0%	20	10	-50%	24	14	-42%	0%
HONDA	FIT	11	7	-36%	3	7	133%	14	14	0%	0%
MAZDA	2	10	7	-30%	3	7	133%	13	14	8%	0%
MAZDA	CX-3	13	9	-31%	5	5	0%	18	14	-22%	0%
VOLKSWAGEN	SEDAN	7		-100%	25	14	-44%	32	14	-56%	0%
NISSAN	KICKS	15	7	-53%	7	6	-14%	22	13	-41%	0%
OTROS	OTROS	3	5	67%	6	8	33%	9	13	44%	0%
TOYOTA	PRIUS	5	9	80%	8	4	-50%	13	13	0%	0%

VOLKSWAGEN	POINTER	1	2	100%	8	11	38%	9	13	44%	0%
BMW	COOPER	27	8	-70%	6	4	-33%	33	12	-64%	0%
BMW	SERIE 3	16	10	-38%	1	2	100%	17	12	-29%	0%
CHRYSLER	VOYAGER	7	3	-57%	30	9	-70%	37	12	-68%	0%
GENERAL MOTORS	CHEVELLE, NOVA, CAPRICE, OPEL		4	100%		8	100%	0	12	100%	0%
GENERAL MOTORS	SUBURBAN, CARRY ALL	4	7	75%	4	5	25%	8	12	50%	0%
SEAT	LEON	26	9	-65%	4	3	-25%	30	12	-60%	0%
SUZUKI	111-250	7	5	-29%	6	7	17%	13	12	-8%	0%
TOYOTA	RAV4	12	9	-25%	6	3	-50%	18	12	-33%	0%
BMW	651-1000	2	7	250%	6	4	-33%	8	11	38%	0%
CHRYSLER	RAM 1500	3	6	100%	3	5	67%	6	11	83%	0%
FORD	RANGER PICK UP	3	7	133%	2	4	100%	5	11	120%	0%
GENERAL MOTORS	SILVERADO PICK UP (C- 2500)	9	1	-89%	8	10	25%	17	11	-35%	0%
SEAT	TOLEDO	21	6	-71%	1	5	400%	22	11	-50%	0%
AUDI	A3	17	6	-65%	11	4	-64%	28	10	-64%	0%
CHRYSLER	D-350, RAM 3500, 4000 CAJA SECA	5	7	40%	3	3	0%	8	10	25%	0%
HONDA	ACCORD	6	4	-33%	4	6	50%	10	10	0%	0%
HYUNDAI	CRETA	4	8	100%	3	2	-33%	7	10	43%	0%
MERCEDES BENZ	CLASE C	9	9	0%	6	1	-83%	15	10	-33%	0%
MERCEDES BENZ Y FREIGHLINER	4 X 2 CAJA SECA	3	6	100%	4	4	0%	7	10	43%	0%
NISSAN	FRONTIER PICK UP	8	2	-75%	29	8	-72%	37	10	-73%	0%
RENAULT	DUSTER	10	8	-20%	10	2	-80%	20	10	-50%	0%
RENAULT	LOGAN	8	6	-25%	4	4	0%	12	10	-17%	0%
VOLKSWAGEN	VIRTUS	8	6	-25%	2	4	100%	10	10	0%	0%
BMW	X5	5	8	60%	1	1	0%	6	9	50%	0%
GENERAL MOTORS	CAPTIVA	4	3	-25%	3	6	100%	7	9	29%	0%
GENERAL MOTORS	CAVALIER	12	7	-42%	6	2	-67%	18	9	-50%	0%
KENWORTH	6 X 2 CAJA SECA	6	8	33%	8	1	-88%	14	9	-36%	0%
SEMIREMOLQUES	CAJA REFRIGERADA	13	8	-38%	5	1	-80%	18	9	-50%	0%
ARMADO	CAMION	2	4	100%	2	4	100%	4	8	100%	0%
CHRYSLER	GRAND CARAVAN	4	5	25%	8	3	-63%	12	8	-33%	0%
FORD	ECOSPORT	4	5	25%	6	3	-50%	10	8	-20%	0%
FORD	F-350, 450, 550 CAJA SECA	5	4	-20%	4	4	0%	9	8	-11%	0%
GENERAL MOTORS	EQUINOX	3	4	33%	1	4	300%	4	8	100%	0%
GENERAL MOTORS	TAHOE	3	1	-67%	3	7	133%	6	8	33%	0%
HONDA	ODYSSEY	6	1	-83%	3	7	133%	9	8	-11%	0%
MITSUBISHI	MIRAGE	3	6	100%	2	2	0%	5	8	60%	0%
RENAULT	CAPTUR	3	8	167%			100%	3	8	167%	0%
VOLKSWAGEN	BORA	5	4	-20%	3	4	33%	8	8	0%	0%
VOLKSWAGEN	PASSAT	7	3	-57%	13	5	-62%	20	8	-60%	0%
CHRYSLER	TOWN & COUNTRY	2	1	-50%	4	6	50%	6	7	17%	0%
GENERAL MOTORS	CARRIOL, EXPRESS CARGO VAN	1	2	100%	5	5	0%	6	7	17%	0%
GENERAL MOTORS	TORNADO, CHEVY PICK UP	1	5	400%	2	2	0%	3	7	133%	0%
SEMIREMOLQUES	DOLLY	9	5	-44%	1	2	100%	10	7	-30%	0%
SUZUKI	SWIFT	12	3	-75%	5	4	-20%	17	7	-59%	0%
TOYOTA	HIACE PANEL	4	6	50%		1	100%	4	7	75%	0%
VOLKSWAGEN	BEETLE	7	4	-43%	3	3	0%	10	7	-30%	0%
VOLKSWAGEN	JETTA MODELO 92 AL 99	4	3	-25%	8	4	-50%	12	7	-42%	0%
VOLKSWAGEN	SAVEIRO	3	5	67%	2	2	0%	5	7	40%	0%
AUDI	A1	15	4	-73%	4	2	-50%	19	6	-68%	0%
AUDI	A4	10	3	-70%	2	3	50%	12	6	-50%	0%
AUDI	Q5	6	4	-33%	1	2	100%	7	6	-14%	0%
BMW	SERIE 1	5	2	-60%	3	4	33%	8	6	-25%	0%
FORD	F-350, 450, 550 CAJA CONTENEDOR	1	2	100%	2	4	100%	3	6	100%	0%
GENERAL MOTORS	ASTRA		3	100%	4	3	-25%	4	6	50%	0%
GENERAL MOTORS	CHEYENNE, CHEYENNE SS PICK UP	3	3	0%	1	3	200%	4	6	50%	0%
GENERAL MOTORS	MALIBU	2	1	-50%	2	5	150%	4	6	50%	0%
GENERAL MOTORS	OPTRA		3	100%	10	3	-70%	10	6	-40%	0%
HYUNDAI	ACCENT	9	5	-44%	1	1	0%	10	6	-40%	0%
INTERNATIONAL	CHASIS CABINA 6X4	9	2	-78%	7	4	-43%	16	6	-63%	0%
KIA	SOUL	12	4	-67%	2	2	0%	14	6	-57%	0%
RENAULT	FLUENCE	1	4	300%	2	2	0%	3	6	100%	0%
RENAULT	STEPWAY	3	4	33%	7	2	-71%	10	6	-40%	0%
SEMIREMOLQUES	CAJA REDILAS	6	4	-33%	6	2	-67%	12	6	-50%	0%
SUZUKI	CIAZ	5	5	0%	2	1	-50%	7	6	-14%	0%
TOYOTA	CAMRY	6	2	-67%		4	100%	6	6	0%	0%
VOLKSWAGEN	GOLF GTI	4	5	25%	3	1	-67%	7	6	-14%	0%
VOLVO	VOLVO	6	4	-33%	1	2	100%	7	6	-14%	0%
BMW	1001-2000	1	4	300%	6	1	-83%	7	5	-29%	0%
CHRYSLER	JEEP PATRIOT	2	3	50%	1	2	100%	3	5	67%	0%
CHRYSLER	JOURNEY	9	4	-56%	12	1	-92%	21	5	-76%	0%
FIAT	PALIO		4	100%		1	100%	0	5	100%	0%
FIAT	UNO		2	100%	2	3	50%	2	5	150%	0%
FORD	ESCAPE	8	3	-63%	3	2	-33%	11	5	-55%	0%
FORD	F-100, F-150 PICK UP	1	1	0%	4	4	0%	5	5	0%	0%
GENERAL MOTORS	CHEVY C2	2	1	-50%	5	4	-20%	7	5	-29%	0%
GENERAL MOTORS	MATIZ	1	2	100%	4	3	-25%	5	5	0%	0%
GENERAL MOTORS	MATIZ G2		2	100%	3	3	0%	3	5	67%	0%
GENERAL MOTORS	SILVERADO PICK UP (C- 3500)	10	3	-70%	5	2	-60%	15	5	-67%	0%
HYUNDAI	TUCSON	9	3	-67%	5	2	-60%	14	5	-64%	0%
MERCEDES BENZ	CLASE GLA		5	100%			100%	0	5	100%	0%
MERCEDES BENZ	SPRINTER PASAJEROS	3	4	33%	1	1	0%	4	5	25%	0%
NISSAN	ALTIMA	5	1	-80%	3	4	33%	8	5	-38%	0%
PEUGEOT	PARTNER FURGON	1	2	100%	1	3	200%	2	5	150%	0%

RENAULT	CLIO	2	2	0%	2	3	50%	4	5	25%	0%
SEMIRREMOLQUES	TANQUE	3	3	0%	1	2	100%	4	5	25%	0%
SUZUKI	ERTIGA	3	4	33%		1	100%	3	5	67%	0%
SUZUKI	GRAND VITARA	1	3	200%	1	2	100%	2	5	150%	0%
VOLKSWAGEN	TAOS		3	100%		2	100%	0	5	100%	0%
VOLKSWAGEN	TRANSPORTER	2	3	50%	1	2	100%	3	5	67%	0%
AUDI	A5	1	2	100%		2	100%	1	4	300%	0%
AUDI	Q3	5	3	-40%	1	1	0%	6	4	-33%	0%
CHRYSLER	DURANGO	1	3	200%	1	1	0%	2	4	100%	0%
CHRYSLER	JEEP RENEGADE		3	100%	2	1	-50%	2	4	100%	0%
CHRYSLER	JEEP WRANGLER	2	3	50%	2	1	-50%	4	4	0%	0%
CHRYSLER	RAM PROMASTER	1	3	200%		1	100%	1	4	300%	0%
FIAT	500	2	1	-50%	1	3	200%	3	4	33%	0%
FORD	EXPEDITION	2	4	100%			100%	2	4	100%	0%
FORD	FUSION		1	100%	1	3	200%	1	4	300%	0%
FORD	WINDSTAR		1	100%	2	3	50%	2	4	100%	0%
GENERAL MOTORS	ACADIA	1	3	200%		1	100%	1	4	300%	0%
HYUNDAI	ELANTRA	4	2	-50%	3	2	-33%	7	4	-43%	0%
KIA	SORENTO	5	4	-20%	1		-100%	6	4	-33%	0%
LEGALIZADO	AUTOMOVILES			100%	5	4	-20%	5	4	-20%	0%
MERCEDES BENZ	CLASE CLA	4	2	-50%	1	2	100%	5	4	-20%	0%
PEUGEOT	207	2	3	50%	3	1	-67%	5	4	-20%	0%
PEUGEOT	3008		2	100%	1	2	100%	1	4	300%	0%
PEUGEOT	301	2	3	50%		1	100%	2	4	100%	0%
RENAULT	KWID	2	2	0%		2	100%	2	4	100%	0%
RENAULT	SANDERO	5	3	-40%	1	1	0%	6	4	-33%	0%
SAAB	9-3'	2	4	100%	3		-100%	5	4	-20%	0%
TOYOTA	HIGHLANDER	1	3	200%		1	100%	1	4	300%	0%
TOYOTA	SIENNA	5	3	-40%		1	100%	5	4	-20%	0%
VENTO	251-650		1	100%		3	100%	0	4	100%	0%
BMW	X1	2	3	50%	1		-100%	3	3	0%	0%
CARABELA	111-250	1	1	0%		2	100%	1	3	200%	0%
CHRYSLER	300	1	2	100%		1	100%	1	3	200%	0%
CHRYSLER	JEEP GRAND CHEROKEE	7	1	-86%	2	2	0%	9	3	-67%	0%
CHRYSLER	NEON	3	2	-33%	4	1	-75%	7	3	-57%	0%
FORD	F 150		1	100%		2	100%	0	3	100%	0%
FORD	IKON			100%	2	3	50%	2	3	50%	0%
FORD	MUSTANG	2	1	-50%	3	2	-33%	5	3	-40%	0%
FORD	TRANSIT CARGA	2	3	50%			100%	2	3	50%	0%
FORD	TRANSIT PASAJEROS		2	100%	1	1	0%	1	3	200%	0%
GENERAL MOTORS	BLAZER	1		-100%	1	3	200%	2	3	50%	0%
GENERAL MOTORS	C-15,1500 PICK UP		1	100%	15	2	-87%	15	3	-80%	0%
GENERAL MOTORS	C-20,MAXICAB, R 25,C250 PICK UP		1	100%		2	100%	0	3	100%	0%
GENERAL MOTORS	TRACKER		3	100%			100%	0	3	100%	0%
GENERAL MOTORS	TRAVERSE		3	100%			100%	0	3	100%	0%
HARLEY-DAVIDSON	1001-2000		2	100%	2	1	-50%	2	3	50%	0%
HINO	CAJA SECA	4	3	-25%	2		-100%	6	3	-50%	0%
HONDA	BRV	5	2	-60%	1	1	0%	6	3	-50%	0%
INTERNATIONAL	4 X 2 CAJA SECA		2	100%	1	1	0%	1	3	200%	0%
ISUZU	ELF 500	2	3	50%	1		-100%	3	3	0%	0%
ITALIKA	251-650	1	1	0%	2	2	0%	3	3	0%	0%
KENWORTH	4 X 2 CAJA SECA	5	2	-60%		1	100%	5	3	-40%	0%
KIA	SELTOS		1	100%	1	2	100%	1	3	200%	0%
MAZDA	CX9	1	2	100%	1	1	0%	2	3	50%	0%
MERCEDES BENZ	CLASE GLC	2	2	0%	1	1	0%	3	3	0%	0%
MITSUBISHI	MONTERO	2	1	-50%	1	2	100%	3	3	0%	0%
NISSAN	V DRIVE		2	100%	1	1	0%	1	3	200%	0%
PEUGEOT	206	1	2	100%	2	1	-50%	3	3	0%	0%
SEMIRREMOLQUES	PLATAFORMA ALTA	2	2	0%		1	100%	2	3	50%	0%
SEMIRREMOLQUES	VOLTEO		2	100%		1	100%	0	3	100%	0%
SUZUKI	IGNIS	3	1	-67%	1	2	100%	4	3	-25%	0%
VOLKSWAGEN	CROSSFOX		3	100%			100%	0	3	100%	0%
VOLKSWAGEN	JETTA MODELO 92 Y ANTERIORES	4	3	-25%	3		-100%	7	3	-57%	0%
ACURA	MDX	1	2	100%	2		-100%	3	2	-33%	0%
AUDI	Q2	2		-100%		2	100%	2	2	0%	0%
AUDI	TT		2	100%			100%	0	2	100%	0%
BENELLI	111-250		2	100%	1		-100%	1	2	100%	0%
BENELLI	251-650	1	1	0%		1	100%	1	2	100%	0%
BMW	SERIE 5	4		-100%		2	100%	4	2	-50%	0%
BMW	SERIE 6		2	100%			100%	0	2	100%	0%
BMW	X3	2	2	0%	2		-100%	4	2	-50%	0%
BMW	X4	1	2	100%	2		-100%	3	2	-33%	0%
BUICK	ENCLAVE	1	1	0%	1	1	0%	2	2	0%	0%
CADILLAC	ESCALADE		2	100%			100%	0	2	100%	0%
CHRYSLER	ATOS		1	100%	1	1	0%	1	2	100%	0%
CHRYSLER	CHARGER		2	100%			100%	0	2	100%	0%
CHRYSLER	D-350, RAM 3500,4000 PLATAFORMA	1	1	0%		1	100%	1	2	100%	0%
CHRYSLER	DAKOTA PICK UP		1	100%		1	100%	0	2	100%	0%
CHRYSLER	I 10			100%	1	2	100%	1	2	100%	0%
CHRYSLER	JEEP CHEROKEE	6	1	-83%	1	1	0%	7	2	-71%	0%
CHRYSLER	JEEP COMPASS	3	2	-33%	3		-100%	6	2	-67%	0%
CHRYSLER	RAM 700 PICK UP	2	2	0%	1		-100%	3	2	-33%	0%
CHRYSLER	RAM CHARGER	1	2	100%			100%	1	2	100%	0%
CHRYSLER	RAM PICK UP	2	2	0%	1		-100%	3	2	-33%	0%
CHRYSLER	SHADOW	1		-100%	2	2	0%	3	2	-33%	0%

CHRYSLER	SPIRIT			100%	4	2	-50%	4	2	-50%	0%
CHRYSLER	STRATUS Y BREEZE			100%		2	100%	0	2	100%	0%
DINA	4 X 2 CAJA SECA		1	100%		1	100%	0	2	100%	0%
DUCATI	251 650		2	100%			100%	0	2	100%	0%
DUCATI	651-1000	6	2	-67%			100%	6	2	-67%	0%
FORD	ECONOLINE PASAJEROS	2		-100%	1	2	100%	3	2	-33%	0%
FORD	EDGE	3	2	-33%	2		-100%	5	2	-60%	0%
FORD	ESCORT		1	100%	1	1	0%	1	2	100%	0%
FORD	EXPLORER	6	1	-83%	3	1	-67%	9	2	-78%	0%
GENERAL MOTORS	4 X 2 CAJA SECA	1		-100%	2	2	0%	3	2	-33%	0%
GENERAL MOTORS	AVALANCHE		2	100%	2		-100%	2	2	0%	0%
GENERAL MOTORS	C-30,C35,C36,C3500, CHASIS ESTACAS	1	2	100%	3		-100%	4	2	-50%	0%
GENERAL MOTORS	CORSA	3		-100%	4	2	-50%	7	2	-71%	0%
GENERAL MOTORS	G-30,WAGON,CARGO VAN	3	1	-67%	1	1	0%	4	2	-50%	0%
GENERAL MOTORS	LUV PICK UP,ESTACAS, CREW CAB	1		-100%	1	2	100%	2	2	0%	0%
GENERAL MOTORS	MERIVA			100%		2	100%	0	2	100%	0%
GENERAL MOTORS	S-10 PICK UP	2	1	-50%	1	1	0%	3	2	-33%	0%
GENERAL MOTORS	TERRAIN	1	1	0%	1	1	0%	2	2	0%	0%
HINO	300	3	2	-33%			100%	3	2	-33%	0%
HUSQVARNA	251-650	1	2	100%			100%	1	2	100%	0%
HYUNDAI	SANTA FE	1	2	100%			100%	1	2	100%	0%
HYUNDAI	SONATA		1	100%		1	100%	0	2	100%	0%
ISUZU	ELF 100 CLASE 2	2	2	0%			100%	2	2	0%	0%
ISUZU	ELF 300 CLASE 2	1	2	100%			100%	1	2	100%	0%
ISUZU	ELF 400	4	2	-50%			100%	4	2	-50%	0%
KAWASAKI	251-650	2	1	-50%	1	1	0%	3	2	-33%	0%
KIA	OPTIMA	1	2	100%			100%	1	2	100%	0%
KIA	SEDONA	1	1	0%	1	1	0%	2	2	0%	0%
MAZDA	6	1	1	0%	6	1	-83%	7	2	-71%	0%
MAZDA	CX7	2	1	-50%	2	1	-50%	4	2	-50%	0%
MERCEDES BENZ	AUTOBUS URBANO	3	2	-33%			100%	3	2	-33%	0%
MERCEDES BENZ	CLASE A	4	1	-75%		1	100%	4	2	-50%	0%
MERCEDES BENZ	CLASE GLE	1	2	100%	1		-100%	2	2	0%	0%
MERCEDES BENZ	CLASE ML	2	2	0%	1		-100%	3	2	-33%	0%
MERCEDES BENZ Y											
FREIGHLINER	6 X 2 CAJA SECA	1	1	0%	3	1	-67%	4	2	-50%	0%
MITSUBISHI	L200 PICK UP DOBLE CABINA	3	2	-33%			100%	3	2	-33%	0%
MITSUBISHI	OUTLANDER	1	2	100%	1		-100%	2	2	0%	0%
NISSAN	JUKE	1	1	0%		1	100%	1	2	100%	0%
NISSAN	PATHFINDER	1	1	0%	1	1	0%	2	2	0%	0%
NISSAN	TSUBAME		1	100%	5	1	-80%	5	2	-60%	0%
PEUGEOT	PARTNER TEPEE	3		-100%	1	2	100%	4	2	-50%	0%
PORSCHE	911			100%		2	100%	0	2	100%	0%
QLINK	111-250	2		-100%	2		100%	2	2	0%	0%
RENAULT	KANGOO PASAJEROS	1		-100%	2		100%	1	2	100%	0%
RENAULT	KANGOO VAN			100%		2	100%	0	2	100%	0%
RENAULT	KOLEOS	4	1	-75%	1	1	0%	5	2	-60%	0%
RENAULT	SCALA	1	2	100%	1		-100%	2	2	0%	0%
SEAT	ATECA	2	1	-50%	1	1	0%	3	2	-33%	0%
SEAT	CUPRA		2	100%			100%	0	2	100%	0%
SUZUKI	SX4	1	1	0%		1	100%	1	2	100%	0%
SUZUKI	VITARA	2	2	0%			100%	2	2	0%	0%
TOYOTA	MATRIX		1	100%		1	100%	0	2	100%	0%
VOLKSWAGEN	4 X 2 CAJA SECA	1	2	100%			100%	1	2	100%	0%
VOLKSWAGEN	CADDY	3	1	-67%	2	1	-50%	5	2	-60%	0%
VOLKSWAGEN	COMBI	1		-100%	1	2	100%	2	2	0%	0%
VOLKSWAGEN	DELIVERY		1	100%		1	100%	0	2	100%	0%
VOLKSWAGEN	DERBY		1	100%	1	1	0%	1	2	100%	0%
VOLKSWAGEN	EUROVAN PASAJEROS	1		-100%	1	2	100%	2	2	0%	0%
VOLKSWAGEN	GOLF MODELO 92 AL 99		1	100%	3	1	-67%	3	2	-33%	0%
VOLKSWAGEN	GOLF MODELO 92 Y ANTERIORES	1		-100%	3	2	-33%	4	2	-50%	0%
VOLKSWAGEN	SHARAN		1	100%	2	1	-50%	2	2	0%	0%
VOLKSWAGEN	VOLKSWAGEN		2	100%			100%	0	2	100%	0%
YAMAHA	1001-2000	1	1	0%	5	1	-80%	6	2	-67%	0%
ACURA	RDX		1	100%			100%	0	1	100%	0%
ACURA	RL		1	100%			100%	0	1	100%	0%
ACURA	TLX		1	100%			100%	0	1	100%	0%
ALESSIA CARABELA	111 250	2	1	-50%			100%	2	1	-50%	0%
ALFA ROMEO	GIULIETTA		1	100%			100%	0	1	100%	0%
ARMADO	TRACTOCAMION	1	1	0%			100%	1	1	0%	0%
AUDI	Q7	1	1	0%	2		-100%	3	1	-67%	0%
AUDI	R8			100%		1	100%	0	1	100%	0%
AUDI	S3		1	100%			100%	0	1	100%	0%
BAIC	D20		1	100%	1		-100%	1	1	0%	0%
BAIC	M50			100%		1	100%	0	1	100%	0%
BAJAJ	50-110			100%		1	100%	0	1	100%	0%
BMW	SERIE 2	5	1	-80%	1		-100%	6	1	-83%	0%
BMW	SERIE M		1	100%			100%	0	1	100%	0%
BMW	X6	2	1	-50%			100%	2	1	-50%	0%
BUICK	ENCORE	2	1	-50%			100%	2	1	-50%	0%
BUICK	VERANO		1	100%			100%	0	1	100%	0%
CADILLAC	SRX	2		-100%	1	1	0%	3	1	-67%	0%
CHRYSLER	200			100%	1	1	0%	1	1	0%	0%
CHRYSLER	CHALLENGER	1		-100%		1	100%	1	1	0%	0%
CHRYSLER	D-100, H100 PICK UP		1	100%			100%	0	1	100%	0%

CHRYSLER	D-350 ESTACAS, CHASIS CAB, RAM ESTACAS,	1		-100%		1	100%	1	1	0%	0%	
CHRYSLER	D-350, RAM3500,4000 VOLTEO	1	1	0%			100%	1	1	0%	0%	
CHRYSLER	DART	1	1	0%			100%	1	1	0%	0%	
CHRYSLER	H100 PASAJEROS		1	100%			100%	0	1	100%	0%	
CHRYSLER	JEEP GLADIATOR			100%		1	100%	0	1	100%	0%	
CHRYSLER	JEEP LIBERTY	3		-100%		1	1	0%	4	1	-75%	0%
CHRYSLER	NITRO	1	1	0%			100%	1	1	0%	0%	
CHRYSLER	PACIFICA		1	100%			100%	0	1	100%	0%	
CHRYSLER	RAM PASAJEROS			100%		1	1	0%	1	1	0%	0%
CHRYSLER	RAM VAN, H100 VAN			100%			100%	0	1	100%	0%	
DINA	6 X 2, 6 X 4 TRACTOCAMION	2	1	-50%			100%	2	1	-50%	0%	
DINA	6 X 4 VOLTEO			100%			100%	0	1	100%	0%	
DINA	AUTOBUS FORANE0		1	100%			100%	0	1	100%	0%	
DINAMO	111-250	1	1	0%			100%	1	1	0%	0%	
DUCATI	1001-2000	1	1	0%			100%	1	1	0%	0%	
DUCATI	111 250	3	1	-67%			100%	3	1	-67%	0%	
FORD	4 X 2 CAJA REDILAS	2	1	-50%			100%	2	1	-50%	0%	
FORD	BRONCO SPORT		1	100%			100%	0	1	100%	0%	
FORD	ECONOLINE CARGO VAN	1		-100%		1	1	0%	2	1	-50%	0%
FORD	F-200, B-200, F- 250 PICK UP		1	100%			100%	0	1	100%	0%	
FORD	FREESTAR		1	100%			100%	0	1	100%	0%	
FORD	LOBO, KING RANCH PICK UP	1	1	0%		1	-100%	2	1	-50%	0%	
FORD	RANGER CAJA SECA			100%			100%	0	1	100%	0%	
FREIGHTLINER	M2			100%			100%	0	1	100%	0%	
FRONTERIZOS	AUTOMOVILES			100%		2	1	-50%	2	1	-50%	0%
FRONTERIZOS	COMERCIALES			100%			100%	0	1	100%	0%	
GENERAL MOTORS	AUTOBUS URBANO		1	100%			100%	0	1	100%	0%	
GENERAL MOTORS	C-30,35,36,3500 VOLTEO			100%			100%	0	1	100%	0%	
GENERAL MOTORS	CAMARO	3	1	-67%			100%	3	1	-67%	0%	
GENERAL MOTORS	COLORADO PICK UP		1	100%			100%	0	1	100%	0%	
GENERAL MOTORS	EIGHTY EIGHT		1	100%			100%	0	1	100%	0%	
GENERAL MOTORS	G6			100%			100%	0	1	100%	0%	
GENERAL MOTORS	HHR			100%			100%	0	1	100%	0%	
GENERAL MOTORS	KODIAK 6 X 2 VOLTEO	1		100%			100%	0	1	100%	0%	
GENERAL MOTORS	LUMINA			100%			100%	0	1	100%	0%	
GENERAL MOTORS	SIERRA PICK UP			100%		1	1	0%	1	1	0%	0%
GENERAL MOTORS	TORNADO CARGO VAN			100%			100%	0	1	100%	0%	
GENERAL MOTORS	VECTRA			100%			100%	0	1	100%	0%	
GENERAL MOTORS	YUKON	1	1	0%			100%	1	1	0%	0%	
HARLEY-DAVIDSON	651-1000	1		-100%			100%	1	1	0%	0%	
HONDA	651-1000	1		-100%			100%	1	1	0%	0%	
HONDA	ELEMENT			100%			100%	0	1	100%	0%	
HYUNDAI	H200	1	1	0%			100%	1	1	0%	0%	
HYUNDAI	STAREX	1		-100%		1	100%	1	1	0%	0%	
INFINITI	JX		1	100%			100%	0	1	100%	0%	
INFINITI	Q50		1	100%			100%	0	1	100%	0%	
INFINITI	QX80		1	100%		1	-100%	1	1	0%	0%	
INTERNATIONAL	4 X 2 CAJA SECA,CHASIS	1	1	0%			100%	1	1	0%	0%	
INTERNATIONAL	6 X 2 CAJA SECA,CHASIS		1	100%			100%	0	1	100%	0%	
ISUZU	ELF 450		1	100%			100%	0	1	100%	0%	
ISUZU	ELF600	4	1	-75%		3	-100%	7	1	-86%	0%	
JAC	HFC		1	100%			100%	0	1	100%	0%	
JAC	SEI 2	1		-100%		1	100%	1	1	0%	0%	
JAC	SEI 4			100%			100%	0	1	100%	0%	
JAGUAR	X			100%			100%	0	1	100%	0%	
KAZUKI KAZE VELOCI												
CARABELA	111 250			100%			100%	0	1	100%	0%	
KEEWAY	111 250	1		-100%		1	1	0%	2	1	-50%	0%
KIA	NIRO HIBRIDO		1	100%		1	-100%	1	1	0%	0%	
KURAZAI	111-250	1		-100%			100%	1	1	0%	0%	
LAND ROVER	DISCOVERY		1	100%			100%	0	1	100%	0%	
LAND ROVER	EVOQUE	1		-100%			100%	1	1	0%	0%	
LAND ROVER	FREELANDER			100%			100%	0	1	100%	0%	
LAND ROVER	RANGE ROVER	1	1	0%			100%	1	1	0%	0%	
LEGALIZADO	COMERCIALES			100%			100%	0	1	100%	0%	
MAZDA	5	2	1	-50%		1	-100%	3	1	-67%	0%	
MB MOTOS	111 250			100%			100%	0	1	100%	0%	
MERCEDES BENZ	CLASE E	2	1	-50%		2	-100%	4	1	-75%	0%	
MERCEDES BENZ	CLASE B	2	1	-50%			100%	2	1	-50%	0%	
MERCEDES BENZ	CLASE GL	1	1	0%			100%	1	1	0%	0%	
MERCEDES BENZ	CLASE GLS			100%			100%	0	1	100%	0%	
MERCEDES BENZ	SMART		1	100%		1	-100%	1	1	0%	0%	
MERCEDES BENZ	SPRINTER CARGO VAN (416,415)	3	1	-67%			100%	3	1	-67%	0%	
MERCEDES BENZ	SPRINTER SERVICIO PÚBLICO		1	100%		1	-100%	1	1	0%	0%	
MERCEDES BENZ	VITO CARGO VAN		1	100%			100%	0	1	100%	0%	
MERCURY	MYSTIQUE			100%			100%	0	1	100%	0%	
MG	MG5		1	100%			100%	0	1	100%	0%	
MINISUBISHI	ENDEAVOR		1	100%		2	-100%	2	1	-50%	0%	
MINISUBISHI	OUTLANDER HIBRIDO		1	100%			100%	0	1	100%	0%	
NISSAN	370Z			100%			100%	0	1	100%	0%	
NISSAN	CABSTAR CAJA SECA ESTANDAR	2	1	-50%			100%	2	1	-50%	0%	
NISSAN	DATSUN			100%			100%	0	1	100%	0%	
NISSAN	ICHI-VAN Y URVAN, SERVICIO PÚBLICO			100%			100%	0	1	100%	0%	
NISSAN	MURANO		1	100%			100%	0	1	100%	0%	



NISSAN	NOTE	3	1	-67%	2		-100%	5	1	-80%	0%
NISSAN	NV 350	1	1	0%	1		-100%	2	1	-50%	0%
NISSAN	PLATINA			100%	5	1	-80%	5	1	-80%	0%
NISSAN	ROGUE	1	1	0%	2		-100%	3	1	-67%	0%
NISSAN	TITAN PICK UP		1	100%			100%	0	1	100%	0%
OTRA	50-110			100%		1	100%	0	1	100%	0%
PEUGEOT	2008		1	100%			100%	0	1	100%	0%
PEUGEOT	208		1	100%	1		-100%	1	1	0%	0%
PEUGEOT	307			100%	1	1	0%	1	1	0%	0%
PEUGEOT	MANAGER CARGO VAN		1	100%			100%	0	1	100%	0%
PEUGEOT	MANAGER PASAJEROS			100%		1	100%	0	1	100%	0%
PEUGEOT	PARTNER PACK FURGON			100%		1	100%	0	1	100%	0%
POLARIS	651-1000		1	100%			100%	0	1	100%	0%
PORSCHE	718		1	100%			100%	0	1	100%	0%
PORSCHE	CAYENNE	3	1	-67%	2		-100%	5	1	-80%	0%
PORSCHE	MACAN		1	100%			100%	0	1	100%	0%
PORSCHE	PANAMERA	1		-100%		1	100%	1	1	0%	0%
ROVER	MG		1	100%			100%	0	1	100%	0%
SEAT	ALTEA			100%	1	1	0%	1	1	0%	0%
SEAT	ARONA	3	1	-67%	1		-100%	4	1	-75%	0%
SEAT	CORDOBA			100%		1	0%	1	1	0%	0%
SEAT	TARRACO	2		-100%		1	100%	2	1	-50%	0%
SEMIRREMOLQUES	JAULA GANADERA		1	100%			100%	0	1	100%	0%
SEMIRREMOLQUES	PORTACONTENEDOR	3	1	-67%			100%	3	1	-67%	0%
SUBARU	FORESTER			100%		1	100%	0	1	100%	0%
SUNDIRO	251-650			100%		1	100%	0	1	100%	0%
SUZUKI	251-650	1		-100%	3	1	-67%	4	1	-75%	0%
SUZUKI	S CROSS			100%		1	100%	0	1	100%	0%
TESLA	3			100%		1	100%	0	1	100%	0%
TOYOTA	FJ CRUISER		1	100%			100%	0	1	100%	0%
TOYOTA	SOLARA		1	100%			100%	0	1	100%	0%
TOYOTA	TACOMA PICK UP	1		-100%		1	100%	1	1	0%	0%
TOYOTA	TUNDRA PICK UP		1	100%			100%	0	1	100%	0%
TRECK MOTORS											
CARABELA KURAZAI ISLO	111 250			100%		1	100%	0	1	100%	0%
TRIUMPH	651-1000		1	100%			100%	0	1	100%	0%
TURISTA	MOTOCICLETAS	1		-100%	4	1	-75%	5	1	-80%	0%
VELOCI MOTORS	111 250	1		-100%		1	100%	1	1	0%	0%
VELOCI MOTORS	251 650		1	100%			100%	0	1	100%	0%
VOLKSWAGEN	ATLANTIC			100%	2	1	-50%	2	1	-50%	0%
VOLKSWAGEN	CARIBE, BRASILIA, SAFARI			100%	1	1	0%	1	1	0%	0%
VOLKSWAGEN	CRAFTER PASAJEROS		1	100%			100%	0	1	100%	0%
VOLKSWAGEN	CROSSGOLF	1		-100%		1	100%	1	1	0%	0%
VOLKSWAGEN	ROUTAN			100%		1	100%	0	1	100%	0%
VOLKSWAGEN	T CROSS		1	100%			100%	0	1	100%	0%
VOLKSWAGEN	TERAMONT	2	1	-50%			100%	2	1	-50%	0%
VOLVO	S40	1	1	0%			100%	1	1	0%	0%
VOLVO	S60	1	1	0%			100%	1	1	0%	0%
YAMAHA	651-1000	1	1	0%	1		-100%	2	1	-50%	0%
ZACUA	M3			100%		1	100%	0	1	100%	0%
ZHEJANG TAIZHOU											
VENTO	111 250			100%		1	100%	0	1	100%	0%
ACURA	TL			100%	1		-100%	1	0	-100%	0%
ALFA ROMEO	MITO	1		-100%			100%	1	0	-100%	0%
AUDI	A6	3		-100%			100%	3	0	-100%	0%
AUDI	Q8	1		-100%			100%	1	0	-100%	0%
AUDI	RS5	1		-100%			100%	1	0	-100%	0%
AUDI	S4	1		-100%			100%	1	0	-100%	0%
BAIC	X25			100%	1		-100%	1	0	-100%	0%
BMW	SERIE 3 HIBRIDO			100%	1		-100%	1	0	-100%	0%
BMW	SERIE 4	1		-100%	1		-100%	2	0	-100%	0%
BMW	X2	1		-100%	1		-100%	2	0	-100%	0%
BMW	X5 HIBRIDO	1		-100%			100%	1	0	-100%	0%
BUICK	LACROSSE	2		-100%			100%	2	0	-100%	0%
BUICK	REGAL	1		-100%			100%	1	0	-100%	0%
CADILLAC	BLS	1		-100%	1		-100%	2	0	-100%	0%
CHRYSLER	AVENGER			100%	1		-100%	1	0	-100%	0%
CHRYSLER	CALIBER	1		-100%			100%	1	0	-100%	0%
CHRYSLER	D-250 PICK UP			100%	1		-100%	1	0	-100%	0%
CHRYSLER	D-350, RAM 3500 QUAD CAB PICK UP	1		-100%	2		-100%	3	0	-100%	0%
CHRYSLER	JEEP COMMANDER	1		-100%			100%	1	0	-100%	0%
CHRYSLER	RAM 2500	1		-100%	2		-100%	3	0	-100%	0%
CHRYSLER	RAM MEGA PICK UP	1		-100%			100%	1	0	-100%	0%
CHRYSLER	VERNA			100%	1		-100%	1	0	-100%	0%
CHRYSLER	VISION	2		-100%			100%	2	0	-100%	0%
DINA	4 X 2 CAJA REDILAS	1		-100%			100%	1	0	-100%	0%
DINA	MICROBUS URBANOS			100%	1		-100%	1	0	-100%	0%
ESPECIALES	VEHICULOS INDUSTRIALES, AGRICOLAS, CONTRATISTAS	3		-100%	1		-100%	4	0	-100%	0%
FIAT	DUCATO	1		-100%			100%	1	0	-100%	0%
FIAT	IDEA	1		-100%	1		-100%	2	0	-100%	0%
FIAT	MOBI	2		-100%	1		-100%	3	0	-100%	0%
FIAT	PICK-UP STRADA ADVENTURE	1		-100%			100%	1	0	-100%	0%

FORD	CROWN VICTORIA		100%	1	-100%	1	0	-100%	0%
FORD	EXPLORER PICK UP	1	-100%		100%	1	0	-100%	0%
FORD	GRAND MARQUIS, MOD. (1999 Y ANT) LTD GALAXIE		100%	1	-100%	1	0	-100%	0%
FORD	MONDEO		100%	1	-100%	1	0	-100%	0%
FORD	THUNDERBIRD		100%	1	-100%	1	0	-100%	0%
FOTON	AUMARK 3000	1	-100%		100%	1	0	-100%	0%
GENERAL MOTORS	6 X 2 CAJA SECA	1	-100%		100%	1	0	-100%	0%
GENERAL MOTORS	C-30,35,36,3500 CAJA SECA		100%	1	-100%	1	0	-100%	0%
GENERAL MOTORS	G3		100%	1	-100%	1	0	-100%	0%
GENERAL MOTORS	GRAN AM		100%	1	-100%	1	0	-100%	0%
GENERAL MOTORS	KODIAK 6 X 4 VOLTEO	1	-100%		100%	1	0	-100%	0%
GENERAL MOTORS	SUNFIRE		100%	1	-100%	1	0	-100%	0%
GENERAL MOTORS	VENTURE	1	-100%	2	-100%	3	0	-100%	0%
GIANT	PANEL	1	-100%		100%	1	0	-100%	0%
GIANT	PICK-UP		100%	1	-100%	1	0	-100%	0%
HINO	CAJA REFRIGERADA	1	-100%		100%	1	0	-100%	0%
HONDA	1001-2000		100%	1	-100%	1	0	-100%	0%
HONDA	251-650	1	-100%		100%	1	0	-100%	0%
HONDA	50-110	1	-100%		100%	1	0	-100%	0%
HONDA	CIVIC HIBRIDO		100%	1	-100%	1	0	-100%	0%
HONDA	PILOT	3	-100%	2	-100%	5	0	-100%	0%
HUMMER	H2		100%	1	-100%	1	0	-100%	0%
HYUNDAI	IONIQ HIBRIDO		100%	1	-100%	1	0	-100%	0%
HYUNDAI	IX35	2	-100%		100%	2	0	-100%	0%
INTERNATIONAL	4 X 2 CAJA REDILAS, CHASIS		100%	1	-100%	1	0	-100%	0%
IRON CLAN MOTORS	111 250		100%	1	-100%	1	0	-100%	0%
ISLO	111-250	2	-100%	4	-100%	6	0	-100%	0%
ISUZU	ELF 200 CLASE 2	1	-100%		100%	1	0	-100%	0%
ISUZU	FORWARD 1100	1	-100%		100%	1	0	-100%	0%
ISUZU	FORWARD 800	1	-100%		100%	1	0	-100%	0%
KAWASAKI	1001-2000		100%	1	-100%	1	0	-100%	0%
KAWASAKI	111-250	3	-100%		100%	3	0	-100%	0%
KEEWAY	251 650		100%	1	-100%	1	0	-100%	0%
KIA	STINGER	3	-100%		100%	3	0	-100%	0%
KIRI	SEED	1	-100%		100%	1	0	-100%	0%
LAND ROVER	DEFENDER	1	-100%		100%	1	0	-100%	0%
LAND ROVER	RANGE ROVER SPORT	2	-100%		100%	2	0	-100%	0%
LINCOLN	CONTINENTAL		100%	1	-100%	1	0	-100%	0%
LINCOLN	LS	1	-100%		100%	1	0	-100%	0%
LINCOLN	MKC	2	-100%		100%	2	0	-100%	0%
LINCOLN	MKZ	1	-100%	2	-100%	3	0	-100%	0%
LINCOLN	NAVIGATOR	2	-100%		100%	2	0	-100%	0%
MASERATI	COUPE	1	-100%		100%	1	0	-100%	0%
MAZDA	CX 30	2	-100%		100%	2	0	-100%	0%
MAZDA	MX5	3	-100%		100%	3	0	-100%	0%
MERCEDES BENZ	CLASE GLK	2	-100%		100%	2	0	-100%	0%
MERCEDES BENZ	MERCEDES BENZ	1	-100%		100%	1	0	-100%	0%
MERCURY	MOUNTAINEER	1	-100%		100%	1	0	-100%	0%
MITSUBISHI	ECLIPSE	1	-100%		100%	1	0	-100%	0%
MITSUBISHI	ECLIPSE CROSS	1	-100%		100%	1	0	-100%	0%
MITSUBISHI	GALANT		100%	1	-100%	1	0	-100%	0%
MITSUBISHI	LANCER	1	-100%	2	-100%	3	0	-100%	0%
MITSUBISHI	SPACESTAR		100%	1	-100%	1	0	-100%	0%
MV AGUSTA	1001-2000		100%	2	-100%	2	0	-100%	0%
NISSAN	APRIO	1	-100%	3	-100%	4	0	-100%	0%
NISSAN	INFINITI MODELOS ANTERIORES	3	-100%	1	-100%	4	0	-100%	0%
NISSAN	LUCINO		100%	2	-100%	2	0	-100%	0%
NISSAN	NV 2500		100%	1	-100%	1	0	-100%	0%
NISSAN	QUEST		100%	1	-100%	1	0	-100%	0%
OTRA	111- 250	1	-100%	2	-100%	3	0	-100%	0%
OTRA	OTROS		100%	1	-100%	1	0	-100%	0%
PEUGEOT	308		100%	1	-100%	1	0	-100%	0%
PEUGEOT	406		100%	1	-100%	1	0	-100%	0%
POLUX QLINK	111 250	1	-100%		100%	1	0	-100%	0%
PORSCHE	BOXSTER	1	-100%		100%	1	0	-100%	0%
RENAULT	KANGOO CARGA		100%	1	-100%	1	0	-100%	0%
RENAULT	MEGANE	2	-100%	3	-100%	5	0	-100%	0%
RENAULT	OROCH		100%	1	-100%	1	0	-100%	0%
RENAULT	SCENIC		100%	1	-100%	1	0	-100%	0%
SCANIA	AUTOBUS URBANO	1	-100%		100%	1	0	-100%	0%
SEAT	EXEO	1	-100%		100%	1	0	-100%	0%
SEMIREMOLQUES	CAJA ENCORTINADA	2	-100%		100%	2	0	-100%	0%
SEMIREMOLQUES	CAJA GANADERA	1	-100%		100%	1	0	-100%	0%
SEMIREMOLQUES	PLATAFORMA BAJA	2	-100%		100%	2	0	-100%	0%
SPARTAK	S1000		100%	1	-100%	1	0	-100%	0%
STERLING	STERLING	1	-100%		100%	1	0	-100%	0%
SUZUKI	50-110	1	-100%		100%	1	0	-100%	0%
SUZUKI	651-1000	1	-100%		100%	1	0	-100%	0%
TANK	111-250		100%	1	-100%	1	0	-100%	0%
TORINO	111 250	1	-100%		100%	1	0	-100%	0%
TVS	111-250	2	-100%		100%	2	0	-100%	0%
VOLKSWAGEN	6 X 2 CAJA SECA		100%	1	-100%	1	0	-100%	0%
VOLKSWAGEN	AMAROK	2	-100%	1	-100%	3	0	-100%	0%
VOLKSWAGEN	CRAFTER CAJA SECA	1	-100%		100%	1	0	-100%	0%



VOLKSWAGEN	CRAFTER VAN	4		-100%	1		-100%	5	0	-100%	0%
VOLKSWAGEN	DERBY VAN	1		-100%			100%	1	0	-100%	0%
VOLKSWAGEN	EOS	1		-100%			100%	1	0	-100%	0%
VOLKSWAGEN	EUROVAN PANEL	1		-100%			100%	1	0	-100%	0%
VOLKSWAGEN	LUPO	1		-100%	1		-100%	2	0	-100%	0%
VOLKSWAGEN	POINTER STATION WAGON	1		-100%			100%	1	0	-100%	0%
VOLKSWAGEN	TOUAREG	1		-100%			100%	1	0	-100%	0%
VOLKSWAGEN	TRANSPORTER PASAJEROS			100%	2		-100%	2	0	-100%	0%
VOLVO	S80			100%	1		-100%	1	0	-100%	0%
VOLVO	V40	1		-100%			100%	1	0	-100%	0%
VOLVO	V70	1		-100%			100%	1	0	-100%	0%
VOLVO	XC60	2		-100%			100%	2	0	-100%	0%
VOLVO	XC90			100%	2		-100%	2	0	-100%	0%
TOTAL GENERAL		3232	2281	-29%	3391	2536	-25%	6623	4817	-27%	100%

PORCENTAJE DE PARTICIPACIÓN POR TIPO DE ROBO Y POR AÑO.

49% 47%

51% 53%

# OFICINA COORDINADORA DE RIESGOS ASEGURADOS (OCRA)

VEHÍCULOS ROBADOS AL SECTOR ASEGURADOR EN: **EDO. DE MÉXICO**, DURANTE EL PERIODO 01/01/2021-30/11/2021 Y SU COMPORTAMIENTO DURANTE EL MISMO PERIODO DE 2020, ORDENADO POR LOS TIPOS MÁS ROBADOS DURANTE 2021.

MARCA	TIPO	TOTAL EDO. DE MÉXICO									
		CON VIOLENCIA			ESTACIONADO			TOTAL			% DEL TOT.
		2020	2021	% DE INCR.	2020	2021	% DE INCR.	2020	2021	% DE INCR.	
NISSAN	VERSA	670	460	-31%	710	769	8%	1380	1229	-11%	7%
GENERAL MOTORS	BEAT	354	364	3%	453	627	38%	807	991	23%	6%
GENERAL MOTORS	AVEO	652	600	-8%	283	249	-12%	935	849	-9%	5%
VOLKSWAGEN	VENTO	727	550	-24%	82	83	1%	809	633	-22%	4%
NISSAN	MARCH	232	209	-10%	285	338	19%	517	547	6%	3%
NISSAN	NP300	346	290	-16%	251	248	-1%	597	538	-10%	3%
NISSAN	SENTRA	216	154	-29%	238	244	3%	454	398	-12%	2%
KENWORTH	KENWORTH	180	249	38%	122	88	-28%	302	337	12%	2%
NISSAN	TSURU	76	61	-20%	289	240	-17%	365	301	-18%	2%
VOLKSWAGEN	JETTA Y CLASICO	374	237	-37%	40	32	-20%	414	269	-35%	2%
GENERAL MOTORS	SPARK	167	160	-4%	99	93	-6%	266	253	-5%	1%
HONDA	CRV	186	194	4%	28	51	82%	214	245	14%	1%
VOLKSWAGEN	NUEVO JETTA	203	197	-3%	27	28	4%	230	225	-2%	1%
SEAT	IBIZA	261	191	-27%	27	21	-22%	288	212	-26%	1%
FORD	F-350,F450,F550, ESTACAS,CHASIS CAB	170	146	-14%	73	65	-11%	243	211	-13%	1%
KIA	RIO	199	181	-9%	21	25	19%	220	206	-6%	1%
NISSAN	URVAN PASAJEROS	93	124	33%	52	73	40%	145	197	36%	1%
FREIGHTLINER	FREIGHTLINER	147	159	8%	51	37	-27%	198	196	-1%	1%
KIA	SPORTAGE	146	172	18%	6	15	150%	152	187	23%	1%
VOLKSWAGEN	GOL	211	147	-30%	48	26	-46%	259	173	-33%	1%
GENERAL MOTORS	SONIC	215	139	-35%	25	33	32%	240	172	-28%	1%
MAZDA	3	158	150	-5%	23	15	-35%	181	165	-9%	1%
YAMAHA	111-250	88	105	19%	74	60	-19%	162	165	2%	1%
HONDA	111-250	91	73	-20%	44	67	52%	135	140	4%	1%
ITALIKA	111-250	188	67	-64%	286	68	-76%	474	135	-72%	1%
MAZDA	CX5	89	124	39%	11	11	0%	100	135	35%	1%
SEMIREMOLQUES	CAJA SECA	91	116	27%	24	17	-29%	115	133	16%	1%
NISSAN	PICK-UP CORTO,LARGO,DOBLE,KING	66	42	-36%	100	90	-10%	166	132	-20%	1%
HONDA	HR-V	115	111	-3%	18	19	6%	133	130	-2%	1%
NISSAN	XTRAIL	125	115	-8%	13	11	-15%	138	126	-9%	1%
TOYOTA	HIACE	98	98	0%	47	26	-45%	145	124	-14%	1%
GENERAL MOTORS	TRAX	131	103	-21%	12	17	42%	143	120	-16%	1%
VOLKSWAGEN	TIGUAN	69	101	46%	7	18	157%	76	119	57%	1%
MAZDA	CX-3	66	107	62%	7	10	43%	73	117	60%	1%
SEMIREMOLQUES	REMOLQUES	62	75	21%	17	39	129%	79	114	44%	1%
NISSAN	KICKS	125	97	-22%	22	16	-27%	147	113	-23%	1%
KIA	FORTE	82	96	17%	9	15	67%	91	111	22%	1%
CHRYSLER	ATTITUDE	109	85	-22%	38	25	-34%	147	110	-25%	1%
FORD	FIGO	77	88	14%	8	18	125%	85	106	25%	1%
NISSAN	TIIDA	84	61	-27%	60	41	-32%	144	102	-29%	1%
TOYOTA	AVANZA	125	90	-28%	15	12	-20%	140	102	-27%	1%
INTERNATIONAL	INTERNATIONAL	75	74	-1%	34	24	-29%	109	98	-10%	1%
VOLKSWAGEN	POLO	104	87	-16%	8	10	25%	112	97	-13%	1%
HYUNDAI	TUCSON	51	89	75%	2	4	100%	53	93	75%	1%
NISSAN	ESTACAS CORTO,LARGO, CHASIS,	57	32	-44%	86	60	-30%	143	92	-36%	1%
HONDA	CITY	113	81	-28%	10	9	-10%	123	90	-27%	1%
HYUNDAI	GRAND I10	93	80	-14%	10	10	0%	103	90	-13%	1%
TOYOTA	YARIS	76	76	0%	10	11	10%	86	87	1%	1%
NISSAN	FRONTIER PICK UP	47	49	4%	45	32	-29%	92	81	-12%	0%
TOYOTA	RAV4	57	75	32%	6	5	-17%	63	80	27%	0%
HONDA	CIVIC	75	69	-8%	8	10	25%	83	79	-5%	0%
SEAT	LEON	69	73	6%	9	6	-33%	78	79	1%	0%
TOYOTA	HILUX PICK UP	49	66	35%	4	11	175%	53	77	45%	0%
SEMIREMOLQUES	DOLLY	37	53	43%	18	19	6%	55	72	31%	0%
TOYOTA	COROLLA	53	54	2%	9	16	78%	62	70	13%	0%
VOLKSWAGEN	GOLF	59	62	5%	18	8	-56%	77	70	-9%	0%
HYUNDAI	ACCENT	60	59	-2%	9	9	0%	69	68	-1%	0%
SEMIREMOLQUES	PLATAFORMA ALTA	21	62	195%	6	5	-17%	27	67	148%	0%
YAMAHA	50-110	17	35	106%	27	31	15%	44	66	50%	0%
FORD	FIESTA	71	52	-27%	12	12	0%	83	64	-23%	0%
HYUNDAI	CRETA	52	58	12%	8	6	-25%	60	64	7%	0%
SUZUKI	SWIFT	64	59	-8%	8	5	-38%	72	64	-11%	0%
GENERAL MOTORS	ONIX	17	57	235%	1	6	500%	18	63	250%	0%
BAJAJ	111-250	42	36	-14%	37	22	-41%	79	58	-27%	0%
GENERAL MOTORS	CAVALIER	61	51	-16%	8	5	-38%	69	56	-19%	0%
AUDI	A3	45	50	11%	6	5	-17%	51	55	8%	0%
NISSAN	ICHI-VAN PANEL, URVAN PANEL	18	42	133%	14	10	-29%	32	52	63%	0%
ARMADO	CAMION	15	28	87%	11	23	109%	26	51	96%	0%
GENERAL MOTORS	CHEVY	15	15	0%	60	36	-40%	75	51	-32%	0%
GENERAL MOTORS	SILVERADO PICK UP (C- 2500)	30	32	7%	17	19	12%	47	51	9%	0%
RENAULT	DUSTER	68	39	-43%	14	12	-14%	82	51	-38%	0%

HONDA	FIT	41	41	0%	5	8	60%	46	49	7%	0%
CHRYSLER	D-350, RAM 3500, 4000 CAJA SECA	23	40	74%	4	8	100%	27	48	78%	0%
SEMIREMOLQUES	CAJA REDILAS	53	20	-62%	50	26	-48%	103	46	-55%	0%
FORD	ESCAPE	40	34	-15%	5	11	120%	45	45	0%	0%
FORD	RANGER PICK UP	36	38	6%	18	7	-61%	54	45	-17%	0%
KIA	SOUL	48	39	-19%	3	5	67%	51	44	-14%	0%
MERCEDES BENZ Y FREIGHLINER	4 X 2 CAJA SECA	37	24	-35%	25	20	-20%	62	44	-29%	0%
BMW	COOPER	34	40	18%	7	2	-71%	41	42	2%	0%
SEAT	TOLEDO	64	37	-42%	6	4	-33%	70	41	-41%	0%
KIA	SORENTO	43	35	-19%	3	4	33%	46	39	-15%	0%
SEMIREMOLQUES	CAJA REFRIGERADA	30	30	0%	5	9	80%	35	39	11%	0%
GENERAL MOTORS	CRUZE	56	24	-57%	12	14	17%	68	38	-44%	0%
MINIBUS	L200 PICK UP DOBLE CABINA	16	34	113%	5	2	-60%	21	36	71%	0%
VOLKSWAGEN	BETLE	38	29	-24%	11	7	-36%	49	36	-27%	0%
VOLVO	VOLVO	25	24	-4%	9	12	33%	34	36	6%	0%
BAJAJ	251-650	7	24	243%	5	11	120%	12	35	192%	0%
FORD	FOCUS	38	26	-32%	11	9	-18%	49	35	-29%	0%
CHRYSLER	JEEP WRANGLER	16	31	94%	1	3	200%	17	34	100%	0%
GENERAL MOTORS	CHEVELLE, NOVA, CAPRICE, OPEL		23	100%		11	100%	0	34	100%	0%
HINO	300	27	26	-4%	1	7	600%	28	33	18%	0%
KIA	SELTOS	7	30	329%		3	100%	7	33	371%	0%
MAZDA	2	21	27	29%	4	6	50%	25	33	32%	0%
VOLKSWAGEN	SAVEIRO	28	26	-7%	4	7	75%	32	33	3%	0%
VOLKSWAGEN	PASSAT	25	25	0%	3	6	100%	28	31	11%	0%
CHRYSLER	JOURNEY	42	19	-55%	5	11	120%	47	30	-36%	0%
HYUNDAI	ELANTRA	25	23	-8%	5	7	40%	30	30	0%	0%
MAZDA	CX 30	6	28	367%		1	100%	6	29	383%	0%
SEMIREMOLQUES	PORTACONTENEDOR	14	22	57%	3	7	133%	17	29	71%	0%
VENTO	111-250	12	18	50%	10	11	10%	22	29	32%	0%
CHRYSLER	JEEP GRAND CHEROKEE	19	25	32%	2	3	50%	21	28	33%	0%
SEMIREMOLQUES	TANQUE	20	18	-10%	15	10	-33%	35	28	-20%	0%
SUZUKI	ERTIGA	17	24	41%	1	4	300%	18	28	56%	0%
VOLKSWAGEN	JETTA MODELO 92 AL 99	15	20	33%	13	8	-38%	28	28	0%	0%
GENERAL MOTORS	SILVERADO PICK UP (C- 3500)	25	24	-4%	11	3	-73%	36	27	-25%	0%
SUZUKI	VITARA	42	24	-43%	4	3	-25%	46	27	-41%	0%
RENAULT	STEPWAY	16	22	38%	1	4	300%	17	26	53%	0%
TOYOTA	HIGHLANDER	14	19	36%	2	7	250%	16	26	63%	0%
TOYOTA	TACOMA PICK UP	19	24	26%	1	2	100%	20	26	30%	0%
AUDI	A4	20	21	5%	3	4	33%	23	25	9%	0%
INTERNATIONAL	CHASIS CABINA 6X4	22	13	-41%	12	12	0%	34	25	-26%	0%
KTM	111-250	12	20	67%	10	5	-50%	22	25	14%	0%
MERCEDES BENZ	CLASE C	15	21	40%	2	4	100%	17	25	47%	0%
FORD	EXPLORER	19	16	-16%	7	8	14%	26	24	-8%	0%
FORD	F-350, 450, 550 CAJA SECA	23	20	-13%	5	4	-20%	28	24	-14%	0%
GENERAL MOTORS	TRACKER	1	21	2000%	3	3	0%	4	24	500%	0%
HONDA	BRV	27	24	-11%	2		-100%	29	24	-17%	0%
VOLKSWAGEN	SEDAN	5	3	-40%	33	21	-36%	38	24	-37%	0%
VOLKSWAGEN	VIRTUS	16	19	19%		5	100%	16	24	50%	0%
BMW	SERIE 3	33	19	-42%	4	4	0%	37	23	-38%	0%
CHRYSLER	GRAND CARAVAN	9	12	33%	2	11	450%	11	23	109%	0%
CHRYSLER	RAM 1500	19	18	-5%	7	5	-29%	26	23	-12%	0%
GENERAL MOTORS	S-10 PICK UP	17	19	12%	1	4	300%	18	23	28%	0%
MERCEDES BENZ Y FREIGHLINER	6 X 2 CAJA SECA	17	17	0%	6	5	-17%	23	22	-4%	0%
OTROS	OTROS	7	15	114%	7	7	0%	14	22	57%	0%
VOLKSWAGEN	BORA	21	19	-10%	7	3	-57%	28	22	-21%	0%
FORD	F-100, F-150 PICK UP	30	12	-60%	11	9	-18%	41	21	-49%	0%
KENWORTH	6 X 2 CAJA SECA	9	16	78%	7	5	-29%	16	21	31%	0%
SAAB	9-3'	7	16	129%	2	5	150%	9	21	133%	0%
TOYOTA	PRIUS	17	15	-12%	3	5	67%	20	20	0%	0%
AUDI	Q3	10	15	50%	2	4	100%	12	19	58%	0%
BMW	251-650	12	12	0%	7	7	0%	19	19	0%	0%
BMW	SERIE 1	27	16	-41%	5	3	-40%	32	19	-41%	0%
BMW	X3	10	16	60%	1	3	200%	11	19	73%	0%
CHRYSLER	VOYAGER	7	7	0%	27	12	-56%	34	19	-44%	0%
GENERAL MOTORS	CHEVY C2	2	7	250%	17	12	-29%	19	19	0%	0%
SEAT	ARONA	18	15	-17%	3	4	33%	21	19	-10%	0%
TOYOTA	HIACE PANEL	19	17	-11%	2	2	0%	21	19	-10%	0%
TOYOTA	SIENNA	22	19	-14%	4		-100%	26	19	-27%	0%
GENERAL MOTORS	EQUINOX	13	15	15%	3	3	0%	16	18	13%	0%
KENWORTH	4 X 2 CAJA SECA	7	14	100%	1	4	300%	8	18	125%	0%
MAZDA	CX7	7	17	143%	4	1	-75%	11	18	64%	0%
MINIBUS	MIRAGE	19	13	-32%	4	5	25%	23	18	-22%	0%
VOLKSWAGEN	AMAROK	5	17	240%	1	1	0%	6	18	200%	0%
YAMAHA	251-650	9	9	0%	3	9	200%	12	18	50%	0%
AUDI	A1	27	17	-37%	3		-100%	30	17	-43%	0%
CHRYSLER	JEEP COMPASS	19	12	-37%	1	5	400%	20	17	-15%	0%
FORD	F-350, 450, 550 CAJA CONTENEDOR	10	14	40%	1	3	200%	11	17	55%	0%
FORD	LOBO, KING RANCH PICK UP	20	15	-25%	3	2	-33%	23	17	-26%	0%
GENERAL MOTORS	C-15, 1500 PICK UP	12	5	-58%	14	12	-14%	26	17	-35%	0%
GENERAL MOTORS	MATIZ	11	3	-73%	14	14	0%	25	17	-32%	0%
HINO	CAJA SECA	11	15	36%	4	2	-50%	15	17	13%	0%
MINIBUS	OUTLANDER	9	13	44%	3	4	33%	12	17	42%	0%
FORD	ECOSPORT	37	15	-59%	3	1	-67%	40	16	-60%	0%

GENERAL MOTORS	TORNADO,CHEVY PICK UP	14	11	-21%	1	5	400%	15	16	7%	0%
HONDA	ACCORD	21	11	-48%	4	5	25%	25	16	-36%	0%
NISSAN	ALTIMA	11	12	9%	3	4	33%	14	16	14%	0%
AUDI	Q5	13	12	-8%		3	100%	13	15	15%	0%
GENERAL MOTORS	EXPRESS VAN PASAJEROS	4	7	75%	16	8	-50%	20	15	-25%	0%
ISUZU	ELF 300 CLASE 2	20	11	-45%	4	4	0%	24	15	-38%	0%
RENAULT	KOLEOS	23	14	-39%	5	1	-80%	28	15	-46%	0%
RENAULT	KWID	12	11	-8%	1	4	300%	13	15	15%	0%
CHRYSLER	JEEP CHEROKEE	13	11	-15%	2	3	50%	15	14	-7%	0%
CHRYSLER	RAM 700 PICK UP	8	12	50%	2	2	0%	10	14	40%	0%
FREIGHTLINER	M2		14	100%			100%	0	14	100%	0%
MAZDA	6	15	11	-27%	2	3	50%	17	14	-18%	0%
RENAULT	CAPTUR	12	13	8%	5	1	-80%	17	14	-18%	0%
TOYOTA	CAMRY	4	12	200%	3	2	-33%	7	14	100%	0%
CHRYSLER	RAM PICK UP	8	11	38%	2	2	0%	10	13	30%	0%
GENERAL MOTORS	TERRAIN	13	12	-8%	2	1	-50%	15	13	-13%	0%
HONDA	PILOT	7	10	43%	5	3	-40%	12	13	8%	0%
MAZDA	CX9	9	11	22%	4	2	-50%	13	13	0%	0%
MERCEDES BENZ	CLASE CLA	8	12	50%	1	1	0%	9	13	44%	0%
CHRYSLER	RAM 2500	11	10	-9%		2	100%	11	12	9%	0%
FIAT	UNO	14	11	-21%	2	1	-50%	16	12	-25%	0%
FORD	TRANSIT PASAJEROS	10	11	10%	3	1	-67%	13	12	-8%	0%
INTERNATIONAL	4 X 2 CAJA SECA	10	9	-10%	2	3	50%	12	12	0%	0%
ISUZU	ELF 400	15	10	-33%	1	2	100%	16	12	-25%	0%
RENAULT	LOGAN	30	10	-67%	5	2	-60%	35	12	-66%	0%
SEMI-REMOLQUES	PLATAFORMA BAJA	5	5	0%		7	100%	5	12	140%	0%
VOLKSWAGEN	GOLF GTI	10	9	-10%	2	3	50%	12	12	0%	0%
BMW	X1	10	7	-30%	2	4	100%	12	11	-8%	0%
BMW	X5	5	10	100%		1	100%	5	11	120%	0%
CHRYSLER	JEEP PATRIOT	16	8	-50%	5	3	-40%	21	11	-48%	0%
FORD	4 X 2 CAJA REDILAS	4	6	50%	6	5	-17%	10	11	10%	0%
FORD	EDGE	10	11	10%			100%	10	11	10%	0%
FORD	F 150		6	100%		5	100%	0	11	100%	0%
GENERAL MOTORS	CHEYENNE,CHEYENNE SS PICK UP	7	7	0%	4	4	0%	11	11	0%	0%
HONDA	ODYSSEY	19	10	-47%	3	1	-67%	22	11	-50%	0%
RENAULT	SANDERO	14	10	-29%	2	1	-50%	16	11	-31%	0%
SEAT	ATECA	10	10	0%		1	100%	10	11	10%	0%
SUZUKI	111-250	2	6	200%	2	5	150%	4	11	175%	0%
SUZUKI	IGNIS	18	11	-39%	2		-100%	20	11	-45%	0%
VOLKSWAGEN	POINTER	4	6	50%	11	5	-55%	15	11	-27%	0%
CHRYSLER	JEEP LIBERTY	6	6	0%	2	4	100%	8	10	25%	0%
CHRYSLER	TOWN & COUNTRY	7	7	0%	7	3	-57%	14	10	-29%	0%
GENERAL MOTORS	BLAZER		5	100%	4	5	25%	4	10	150%	0%
GENERAL MOTORS	SIERRA PICK UP	9	8	-11%	3	2	-33%	12	10	-17%	0%
ISUZU	ELF 500	6	9	50%		1	100%	6	10	67%	0%
KTM	251-650	10	5	-50%	4	5	25%	14	10	-29%	0%
MAZDA	5	3	8	167%	1	2	100%	4	10	150%	0%
MITSUBISHI	LANCER	9	7	-22%	2	3	50%	11	10	-9%	0%
NISSAN	NOTE	11	8	-27%	5	2	-60%	16	10	-38%	0%
SEMI-REMOLQUES	CAJA ENCORTINADA	7	9	29%	1	1	0%	8	10	25%	0%
SEMI-REMOLQUES	JAULA GANADERA	3	9	200%	3	1	-67%	6	10	67%	0%
SUZUKI	CIAZ	11	9	-18%	4	1	-75%	15	10	-33%	0%
VOLKSWAGEN	JETTA MODELO 92 Y ANTERIORES	16	9	-44%	4	1	-75%	20	10	-50%	0%
FIAT	500	6	5	-17%	1	4	300%	7	9	29%	0%
FORD	MUSTANG	6	8	33%	2	1	-50%	8	9	13%	0%
FORD	WINDSTAR	1	2	100%	5	7	40%	6	9	50%	0%
GENERAL MOTORS	CAPTIVA	18	7	-61%	1	2	100%	19	9	-53%	0%
GENERAL MOTORS	OPTRA	3	6	100%	4	3	-25%	7	9	29%	0%
GENERAL MOTORS	SUBURBAN, CARRY ALL	3	5	67%	4	4	0%	7	9	29%	0%
HYUNDAI	IX35	6	9	50%	1		-100%	7	9	29%	0%
HYUNDAI	SANTA FE	7	9	29%			100%	7	9	29%	0%
NISSAN	NV 350	4	7	75%	1	2	100%	5	9	80%	0%
NISSAN	V DRIVE	1	2	100%		7	100%	1	9	800%	0%
ACURA	RDX	6	7	17%		1	100%	6	8	33%	0%
ARMADO	TRACTOCAMION	8	4	-50%	4	4	0%	12	8	-33%	0%
AUDI	A6	5	6	20%		2	100%	5	8	60%	0%
AUDI	Q2	2	8	300%			100%	2	8	300%	0%
BMW	651-1000	4	8	100%			100%	4	8	100%	0%
BMW	X6	2	8	300%	1		-100%	3	8	167%	0%
CHRYSLER	RAM PROMASTER	3	7	133%		1	100%	3	8	167%	0%
FORD	IKON	5	4	-20%	1	4	300%	6	8	33%	0%
GENERAL MOTORS	G-30,WAGON,CARGO VAN	6	3	-50%	7	5	-29%	13	8	-38%	0%
ISUZU	ELF 450	1	7	600%	2	1	-50%	3	8	167%	0%
ITALIKA	251-650	2	3	50%	1	5	400%	3	8	167%	0%
KIA	NIRO HIBRIDO	3	7	133%	1	1	0%	4	8	100%	0%
MERCEDES BENZ	CLASE E	3	6	100%	1	2	100%	4	8	100%	0%
MERCEDES BENZ	CLASE GLC	5	7	40%	1	1	0%	6	8	33%	0%
PEUGEOT	207	6	7	17%	2	1	-50%	8	8	0%	0%
PEUGEOT	PARTNER FURGON	4	8	100%	1		-100%	5	8	60%	0%
RENAULT	FLUENCE	8	7	-13%	1	1	0%	9	8	-11%	0%
SUZUKI	GRAND VITARA	11	6	-45%	1	2	100%	12	8	-33%	0%
SUZUKI	SX4	4	5	25%	2	3	50%	6	8	33%	0%
VOLKSWAGEN	CADDY	9	7	-22%	1	1	0%	10	8	-20%	0%
VOLKSWAGEN	TRANSPORTER	8	8	0%	2		-100%	10	8	-20%	0%
VOLKSWAGEN	TRANSPORTER PASAJEROS	8	6	-25%	3	2	-33%	11	8	-27%	0%

VOLKSWAGEN	UP	4	6	50%	1	2	100%	5	8	60%	0%
AUDI	A5	8	7	-13%	3		-100%	11	7	-36%	0%
BMW	X4	2	7	250%	1		-100%	3	7	133%	0%
BUICK	ENCORE	7	7	0%	2		-100%	9	7	-22%	0%
CHRYSLER	300	1	6	500%		1	100%	1	7	600%	0%
CHRYSLER	DURANGO	2	5	150%	1	2	100%	3	7	133%	0%
CHRYSLER	NEON	6	7	17%	4		-100%	10	7	-30%	0%
FORD	F-200, B-200, F- 250 PICK UP	2	6	200%	4	1	-75%	6	7	17%	0%
FORD	FUSION	8	7	-13%	3		-100%	11	7	-36%	0%
FORD	RANGER CAJA SECA	15	7	-53%	5		-100%	20	7	-65%	0%
FORD	TRANSIT CARGA	9	6	-33%	4	1	-75%	13	7	-46%	0%
GENERAL MOTORS	C-30,C35,C36,C3500, CHASIS ESTACAS	7	3	-57%	5	4	-20%	12	7	-42%	0%
ISUZU	ELF 100 CLASE 2	8	6	-25%	1	1	0%	9	7	-22%	0%
LEGALIZADO	TRACTOCAMION	1	5	400%	1	2	100%	2	7	250%	0%
MAZDA	MX5	10	5	-50%	3	2	-33%	13	7	-46%	0%
MERCEDES BENZ	CLASE GLE	4	6	50%		1	100%	4	7	75%	0%
MERCEDES BENZ	SPRINTER PASAJEROS	10	5	-50%	1	2	100%	11	7	-36%	0%
NISSAN	PLATINA	7	2	-71%	10	5	-50%	17	7	-59%	0%
NISSAN	ROGUE	1	2	100%	2	5	150%	3	7	133%	0%
PEUGEOT	301	9	5	-44%	3	2	-33%	12	7	-42%	0%
RENAULT	OROCH	5	4	-20%	2	3	50%	7	7	0%	0%
SEMIREMOLQUES	VOLTEO	2	6	200%		1	100%	2	7	250%	0%
SUZUKI	S CROSS	9	6	-33%		1	100%	9	7	-22%	0%
VOLKSWAGEN	CRAFTER VAN	6	6	0%		1	100%	6	7	17%	0%
VOLKSWAGEN	CROSSFOX	6	5	-17%	2	2	0%	8	7	-13%	0%
VOLKSWAGEN	T CROSS	2	7	250%			100%	2	7	250%	0%
VOLKSWAGEN	TAOS		6	100%		1	100%	0	7	100%	0%
CHRYSLER	JEEP RENEGADE	9	6	-33%			100%	9	6	-33%	0%
DINA	6 X 2, 6 X 4 TRACTOCAMION	3	4	33%		2	100%	3	6	100%	0%
FIAT	MOBI	8	5	-38%		1	100%	8	6	-25%	0%
GENERAL MOTORS	LUV PICK UP,ESTACAS, CREW CAB	3	1	-67%	2	5	150%	5	6	20%	0%
GENERAL MOTORS	MALIBU	4	2	-50%	4	4	0%	8	6	-25%	0%
GENERAL MOTORS	MATIZ G2	2	3	50%	5	3	-40%	7	6	-14%	0%
GENERAL MOTORS	TAHOE	3	5	67%	2	1	-50%	5	6	20%	0%
GENERAL MOTORS	TRAVERSE	5	5	0%	1	1	0%	6	6	0%	0%
GENERAL MOTORS	YUKON	2	6	200%	1		-100%	3	6	100%	0%
ISUZU	ELF600	5	6	20%	4		-100%	9	6	-33%	0%
JAC	SEI 3	8	6	-25%			100%	8	6	-25%	0%
KIA	SEDONA	1	5	400%	1	1	0%	2	6	200%	0%
LAND ROVER	RANGE ROVER	2	6	200%	1		-100%	3	6	100%	0%
NISSAN	ICHI-VAN Y URVAN, SERVICIO PÚBLICO	2	5	150%		1	100%	2	6	200%	0%
VOLKSWAGEN	TERAMONT		5	100%		1	100%	0	6	100%	0%
VOLVO	S40	1	4	300%	2	2	0%	3	6	100%	0%
YAMAHA	651-1000		4	100%	2	2	0%	2	6	200%	0%
ACURA	MDX	4	5	25%	1		-100%	5	5	0%	0%
BMW	SERIE 4	2	5	150%	1		-100%	3	5	67%	0%
CADILLAC	ESCALADE	3	4	33%		1	100%	3	5	67%	0%
CHRYSLER	D-350, RAM 3500 QUAD CAB PICK UP		2	100%		3	100%	0	5	100%	0%
CHRYSLER	D-350, RAM 3500,4000 PLATAFORMA	1	5	400%			100%	1	5	400%	0%
CHRYSLER	VISION	5	3	-40%	1	2	100%	6	5	-17%	0%
DINA	4 X 2 CAJA SECA	1	3	200%	2	2	0%	3	5	67%	0%
FORD	ECONOLINE PASAJEROS	1	1	0%		4	100%	1	5	400%	0%
FREIGHTLINER	360	1	4	300%		1	100%	1	5	400%	0%
FREIGHTLINER	6 X 2 CAJA SECA		5	100%			100%	0	5	100%	0%
GENERAL MOTORS	C-20,MAXICAB, R 25,C250 PICK UP	1	3	200%	1	2	100%	2	5	150%	0%
GENERAL MOTORS	COLORADO PICK UP	2	5	150%	2		-100%	4	5	25%	0%
HYUNDAI	SONATA	2	4	100%		1	100%	2	5	150%	0%
LINCOLN	CORSAIR		5	100%			100%	0	5	100%	0%
MERCEDES BENZ	CLASE GLA	7	5	-29%	1		-100%	8	5	-38%	0%
NISSAN	INFINITI MODELOS ANTERIORES	3	4	33%		1	100%	3	5	67%	0%
PEUGEOT	PARTNER TEPEE	7	4	-43%		1	100%	7	5	-29%	0%
RENAULT	KANGOO PASAJEROS	3	4	33%		1	100%	3	5	67%	0%
SEAT	TARRACO		3	100%		2	100%	0	5	100%	0%
SUBARU	FORESTER	1	5	400%	1		-100%	2	5	150%	0%
AUDI	Q7	4	4	0%	2		-100%	6	4	-33%	0%
BAJAJ	50-110		4	100%			100%	0	4	100%	0%
CHRYSLER	ATOS	2	2	0%	5	2	-60%	7	4	-43%	0%
CHRYSLER	I 10	9	4	-56%	5		-100%	14	4	-71%	0%
FIAT	ARGO		3	100%		1	100%	0	4	100%	0%
FORD	ESCORT	1	2	100%	1	2	100%	2	4	100%	0%
FORD	RANGER ESTACAS	4	3	-25%	1	1	0%	5	4	-20%	0%
FRONTERIZOS	AUTOMOVILES			100%		4	100%	0	4	100%	0%
GENERAL MOTORS	ACADIA	10	4	-60%	1		-100%	11	4	-64%	0%
GENERAL MOTORS	C-30,35,36, 3500 CAJA REFRIGERADA		3	100%		1	100%	0	4	100%	0%
GENERAL MOTORS	CARRIOL, EXPRESS CARGO VAN	4	2	-50%	3	2	-33%	7	4	-43%	0%
GENERAL MOTORS	CORSA	8	3	-63%	4	1	-75%	12	4	-67%	0%
GENERAL MOTORS	KODIAK 6 X 4 VOLTEO	1	3	200%		1	100%	1	4	300%	0%
INTERNATIONAL	4 X 2 CAJA SECA, CHASIS	1	4	300%			100%	1	4	300%	0%
ISUZU	ELF 200 CLASE 2	8	4	-50%			100%	8	4	-50%	0%
ISUZU	FORWARD 1100	4	4	0%			100%	4	4	0%	0%
ISUZU	FORWARD 800	1	4	300%			100%	1	4	300%	0%
LINCOLN	MXK	3	2	-33%	1	2	100%	4	4	0%	0%
MB MOTOS	111 250	1	1	0%	2	3	50%	3	4	33%	0%
MERCEDES BENZ	MERCEDES BENZ	4	4	0%			100%	4	4	0%	0%
MG	ZS		4	100%			100%	0	4	100%	0%

NISSAN	PATHFINDER	9	4	-56%			100%	9	4	-56%	0%		
NISSAN	TSUBAME	1	2	100%		4	2	-50%	5	4	-20%	0%	
PEUGEOT	206	1		-100%		2	4	100%	3	4	33%	0%	
PEUGEOT	3008	4	4	0%				100%	4	4	0%	0%	
TOYOTA	HIACE SERVICIO PÚBLICO	2	4	100%				100%	2	4	100%	0%	
VOLKSWAGEN	4 X 2 CAJA SECA	3	4	33%		2		-100%	5	4	-20%	0%	
VOLKSWAGEN	6 X 2 CAJA SECA	2	4	100%				100%	2	4	100%	0%	
VOLKSWAGEN	SHARAN	1	1	0%		1	3	200%	2	4	100%	0%	
VOLKSWAGEN	VOLKSWAGEN	1	3	200%		1	1	0%	2	4	100%	0%	
BMW	SERIE 2	8	2	-75%			1	100%	8	3	-63%	0%	
CHRYSLER	CALIBER		3	100%				100%	0	3	100%	0%	
CHRYSLER	H 100 CARGA		1	100%			2	100%	0	3	100%	0%	
CHRYSLER	PT CRUISER			100%			2	3	50%	2	3	50%	0%
CHRYSLER	STRATUS Y BREEZE	2	1	-50%		5	2	-60%	7	3	-57%	0%	
DUCATI	111 250		2	100%		1	1	0%	1	3	200%	0%	
FIAT	DUCATO		3	100%				100%	0	3	100%	0%	
FIAT	PALIO	4	1	-75%		4	2	-50%	8	3	-63%	0%	
FORD	ECONOLINE CARGO VAN		1	100%		1	2	100%	1	3	200%	0%	
FORD	EXPEDITION	3	1	-67%		1	2	100%	4	3	-25%	0%	
GENERAL MOTORS	CAMARO	3	1	-67%			2	100%	3	3	0%	0%	
HINO	500		3	100%				100%	0	3	100%	0%	
HYUNDAI	IONIQ HIBRIDO	3	3	0%				100%	3	3	0%	0%	
INFINITI	QX60	1	3	200%				100%	1	3	200%	0%	
ISUZU	ELF 600		3	100%				100%	0	3	100%	0%	
JAC	SEI 2	4	2	-50%			1	100%	4	3	-25%	0%	
JAC	SEI 4	1	3	200%				100%	1	3	200%	0%	
KAWASAKI	111-250		3	100%				100%	0	3	100%	0%	
KIA	OPTIMA	8	3	-63%				100%	8	3	-63%	0%	
LAND ROVER	EVOQUE	2	3	50%				100%	2	3	50%	0%	
LAND ROVER	RANGE ROVER SPORT		3	100%				100%	0	3	100%	0%	
LEGALIZADO	AUTOMOVILES	1	1	0%		3	2	-33%	4	3	-25%	0%	
MERCEDES BENZ	CLASE A	7	3	-57%				100%	7	3	-57%	0%	
MERCEDES BENZ	CLASE B	3	2	-33%			1	100%	3	3	0%	0%	
MERCEDES BENZ	CLASE ML	4	1	-75%			2	100%	4	3	-25%	0%	
MERCEDES BENZ	SPRINTER CARGO VAN (416,415)	5	2	-60%		1	1	0%	6	3	-50%	0%	
MERCEDES BENZ Y													
FREIGHLINER	6 X 4 VOLTEO	3	3	0%				100%	3	3	0%	0%	
MERCURY	SABLE	1	2	100%			1	100%	1	3	200%	0%	
NISSAN	JUKE	4	2	-50%		2	1	-50%	6	3	-50%	0%	
NISSAN	MURANO	3	3	0%		2		-100%	5	3	-40%	0%	
NISSAN	TITAN PICK UP	2	3	50%				100%	2	3	50%	0%	
POLARIS	651-1000		3	100%				100%	0	3	100%	0%	
PORSCHE	CAYENNE	2	2	0%			1	100%	2	3	50%	0%	
SEMIREMOLQUES	LEGALIZADO	2	3	50%				100%	2	3	50%	0%	
SEMIREMOLQUES	TOLVA (ALIMENTOS, QUIMICOS)	1	3	200%				100%	1	3	200%	0%	
SEMIREMOLQUES	TOLVA CEMENTERA	6	1	-83%		1	2	100%	7	3	-57%	0%	
TOYOTA	CHR	6	3	-50%		1		-100%	7	3	-57%	0%	
TOYOTA	FJ CRUISER	1	3	200%				100%	1	3	200%	0%	
TOYOTA	TUNDRA PICK UP		3	100%				100%	0	3	100%	0%	
TURISTA	MOTOCICLETAS		2	100%		1	1	0%	1	3	200%	0%	
VELOCI MOTORS	111 250	1	3	200%				100%	1	3	200%	0%	
VOLKSWAGEN	COMBI		1	100%		2	2	0%	2	3	50%	0%	
VOLKSWAGEN	CRAFTER PASAJEROS	1	3	200%				100%	1	3	200%	0%	
VOLKSWAGEN	DERBY	3	3	0%		1		-100%	4	3	-25%	0%	
VOLKSWAGEN	EUROVAN PANEL	1	2	100%			1	100%	1	3	200%	0%	
VOLVO	XC40		3	100%				100%	0	3	100%	0%	
VOLVO	XC60	4	3	-25%				100%	4	3	-25%	0%	
AUDI	TT		2	100%				100%	0	2	100%	0%	
BENELLI	111-250		1	100%		2	1	-50%	2	2	0%	0%	
BMW	1001-2000	4	2	-50%		1		-100%	5	2	-60%	0%	
BMW	I8 HIBRIDO		2	100%				100%	0	2	100%	0%	
BMW	SERIE 5	2	2	0%				100%	2	2	0%	0%	
BMW	X2	5	2	-60%				100%	5	2	-60%	0%	
CARABELA	111-250	3	1	-67%		3	1	-67%	6	2	-67%	0%	
CHRYSLER	200	5	2	-60%				100%	5	2	-60%	0%	
CHRYSLER	CORDOBA,MONACO, LE BARON			100%		1	2	100%	1	2	100%	0%	
CHRYSLER	D-350 ESTACAS, CHASIS CAB, RAM ESTACAS,	2	1	-50%		1	1	0%	3	2	-33%	0%	
CHRYSLER	D-350, RAM 3500,4000 CAJA												
CHRYSLER	CONTENEDOR	4	2	-50%				100%	4	2	-50%	0%	
CHRYSLER	DAKOTA PICK UP		2	100%		2		-100%	2	2	0%	0%	
CHRYSLER	DART			100%			2	100%	0	2	100%	0%	
CHRYSLER	PACIFICA		1	100%			1	100%	0	2	100%	0%	
CHRYSLER	RAM PASAJEROS		1	100%		2	1	-50%	2	2	0%	0%	
CHRYSLER	SHADOW			100%			2	2	0%	2	2	0%	0%
CHRYSLER	SPIRIT		1	100%		5	1	-80%	5	2	-60%	0%	
CHRYSLER	VERNA			100%		2	2	0%	2	2	0%	0%	
DINA	6 X 4 VOLTEO	1		-100%		1	2	100%	2	2	0%	0%	
ESPECIALES	VEHICULOS INDUSTRIALES,AGRICOLAS, CONTRATISTAS	2	2	0%				100%	2	2	0%	0%	
FAMSA	CABINA 6 X 4 3 EJES		1	100%		1	1	0%	1	2	100%	0%	
FORD	BRONCO SPORT		2	100%				100%	0	2	100%	0%	
FORD	EXPLORER PICK UP	3	2	-33%				100%	3	2	-33%	0%	
FORD	F-350,450,550 CAJA MUDANCERA		2	100%				100%	0	2	100%	0%	



FORD	THUNDERBIRD	4	2	-50%			100%	4	2	-50%	0%	
GENERAL MOTORS	ASTRA	4	1	-75%		6	1	-83%	10	2	-80%	0%
GENERAL MOTORS	C-30,35,36,3500 CAJA SECA	3	1	-67%			1	100%	3	2	-33%	0%
GENERAL MOTORS	EPICA		1	100%			1	100%	0	2	100%	0%
GENERAL MOTORS	MONTANA	1		-100%			2	100%	1	2	100%	0%
GENERAL MOTORS	P-30, P-31, CARGO VANETTE		2	100%		1		-100%	1	2	100%	0%
GENERAL MOTORS	TRAIL BLAZER		1	100%			1	100%	0	2	100%	0%
HARLEY-DAVIDSON	111-250	2	2	0%				100%	2	2	0%	0%
HONDA	1001-2000	1		-100%			2	100%	1	2	100%	0%
HYUNDAI	HYUNDAI		2	100%				100%	0	2	100%	0%
INFINITI	Q50	1	1	0%			1	100%	1	2	100%	0%
INFINITI	Q60			100%			2	100%	0	2	100%	0%
ITALIKA	50-110		1	100%			1	100%	0	2	100%	0%
JAC	HFC	1	2	100%		2		-100%	3	2	-33%	0%
JAC	T6	1	2	100%				100%	1	2	100%	0%
JAC	T8		2	100%				100%	0	2	100%	0%
KURAZAI	111-250	2	1	-50%		4	1	-75%	6	2	-67%	0%
LINCOLN	MKC	1	1	0%			1	100%	1	2	100%	0%
LINCOLN	NAVIGATOR	3	2	-33%				100%	3	2	-33%	0%
MERCEDES BENZ	AUTOBUS URBANO	2	2	0%				100%	2	2	0%	0%
MERCEDES BENZ	CLASE SLK		1	100%			1	100%	0	2	100%	0%
MERCEDES BENZ	SMART	2	1	-50%			1	100%	2	2	0%	0%
MERCEDES BENZ	SPRINTER CAJA SECA (316,315)		2	100%		1		-100%	1	2	100%	0%
MERCEDES BENZ	SPRINTER CARGO VAN (316, 315)	4	2	-50%				100%	4	2	-50%	0%
MINI	ENDEAVOR		1	100%			1	100%	0	2	100%	0%
MINI	MONTERO	1	1	0%			1	100%	1	2	100%	0%
NISSAN	CABSTAR CAJA SECA ESTANDAR	2	1	-50%		1	1	0%	3	2	-33%	0%
NISSAN	MAXIMA	3	1	-67%		4	1	-75%	7	2	-71%	0%
PEUGEOT	208	4	1	-75%		1	1	0%	5	2	-60%	0%
POLARIS	251-650	1	1	0%			1	100%	1	2	100%	0%
PORSCHE	BOXSTER	1	2	100%				100%	1	2	100%	0%
RENAULT	CLIO	2		-100%		4	2	-50%	6	2	-67%	0%
RENAULT	KANGOO VAN	2	1	-50%		1	1	0%	3	2	-33%	0%
RENAULT	MEGANE	3	2	-33%		3		-100%	6	2	-67%	0%
RENAULT	SCENIC	1	2	100%		1		-100%	2	2	0%	0%
RENAULT	TRAFIC CARGA	1	1	0%			1	100%	1	2	100%	0%
ROVER	MG		2	100%				100%	0	2	100%	0%
SCANIA	SCANIA		2	100%				100%	0	2	100%	0%
SEAT	CORDOBA	1		-100%		4	2	-50%	5	2	-60%	0%
SEMI-REMOLQUES	CAJA REFREQUERA		2	100%				100%	0	2	100%	0%
SEMI-REMOLQUES	OTRO TIPO DE SEMIRREMOLQUE		1	100%			1	100%	0	2	100%	0%
SUBARU	IMPREZA		1	100%		2	1	-50%	2	2	0%	0%
SUZUKI	251-650		2	100%		1		-100%	1	2	100%	0%
SUZUKI	651-1000	1	1	0%		1	1	0%	2	2	0%	0%
TORINO	111 250			100%			2	100%	0	2	100%	0%
TOYOTA	MATRIX		2	100%				100%	0	2	100%	0%
TVS	111-250	3	2	-33%		3		-100%	6	2	-67%	0%
VOLKSWAGEN	BORA SPORTWAGEN	1	1	0%		2	1	-50%	3	2	-33%	0%
VOLKSWAGEN	DELIVERY		2	100%				100%	0	2	100%	0%
VOLKSWAGEN	DELIVERY CLASE 2	1	2	100%				100%	1	2	100%	0%
VOLKSWAGEN	EUROVAN PASAJEROS	2	2	0%		2		-100%	4	2	-50%	0%
VOLVO	4 X 2 CAJA SECA		2	100%				100%	0	2	100%	0%
VOLVO	C30	1		-100%			2	100%	1	2	100%	0%
ACURA	TSX	2		-100%			1	100%	2	1	-50%	0%
ALFA ROMEO	GIULIETTA		1	100%				100%	0	1	100%	0%
ALFA ROMEO	MITO			100%			1	100%	0	1	100%	0%
AUDI	Q8	1	1	0%		1		-100%	2	1	-50%	0%
AUDI	S3	2	1	-50%				100%	2	1	-50%	0%
BMW	SERIE 5 HIBRIDO	1	1	0%				100%	1	1	0%	0%
BMW	SERIE 6		1	100%				100%	0	1	100%	0%
BMW	SERIE 7		1	100%				100%	0	1	100%	0%
BMW	SERIE 8		1	100%				100%	0	1	100%	0%
BMW	SERIE M	1	1	0%				100%	1	1	0%	0%
BUICK	ENVISION	2	1	-50%				100%	2	1	-50%	0%
CADILLAC	ATS	1	1	0%				100%	1	1	0%	0%
CADILLAC	ESCALADE PICK UP		1	100%				100%	0	1	100%	0%
CADILLAC	XT5		1	100%		1		-100%	1	1	0%	0%
CAN AM	1001-2000		1	100%				100%	0	1	100%	0%
CBO	AUTOBUS FORANEO		1	100%				100%	0	1	100%	0%
CF MOTO	111 250		1	100%				100%	0	1	100%	0%
CHRYSLER	4 X 2 CAJA SECA			100%			1	100%	0	1	100%	0%
CHRYSLER	CHALLENGER		1	100%				100%	0	1	100%	0%
CHRYSLER	CHARGER	2	1	-50%		1		-100%	3	1	-67%	0%
CHRYSLER	CIRRUS	1	1	0%		2		-100%	3	1	-67%	0%
CHRYSLER	D-100, H100 PICK UP	1		-100%			1	100%	1	1	0%	0%
CHRYSLER	D-250 PICK UP	2	1	-50%				100%	2	1	-50%	0%
CHRYSLER	D-350, RAM3500,4000 VOLTEO	1	1	0%				100%	1	1	0%	0%
CHRYSLER	D-350, RAM 3500,4000 CAJA MUDANCERA	1	1	0%				100%	1	1	0%	0%
CHRYSLER	D-350, RAM 3500,4000 TANQUE	1	1	0%				100%	1	1	0%	0%
CHRYSLER	H100 PASAJEROS	2	1	-50%				100%	2	1	-50%	0%
CHRYSLER	INTREPID	2	1	-50%				100%	2	1	-50%	0%
CHRYSLER	JEEP GLADIATOR		1	100%				100%	0	1	100%	0%
CHRYSLER	RAM CHARGER		1	100%				100%	0	1	100%	0%
CHRYSLER	RAM SERVICIO PUBLICO		1	100%				100%	0	1	100%	0%



CHRYSLER	RAM VAN, H100 VAN		1	100%	2		-100%	2	1	-50%	0%
CHRYSLER	RAM VAN, MAXI VAN			100%	1	1	0%	1	1	0%	0%
DINA	4 X 2 CAJA REDILAS		1	100%			100%	0	1	100%	0%
DINA	4 X 2 VOLTEO		1	100%			100%	0	1	100%	0%
DINA	D-3000,3200,3130 ESTACAS			100%		1	100%	0	1	100%	0%
DINA	MICROBUS URBANOS	1	1	0%	1		-100%	2	1	-50%	0%
DUCATI	651-1000	2		-100%	1	1	0%	3	1	-67%	0%
FAW	GF250		1	100%			100%	0	1	100%	0%
FIAT	DUCATO CAJA SECA VAN			100%		1	100%	0	1	100%	0%
FIAT	LINEA			100%	1	1	0%	1	1	0%	0%
FORD	AEROSTAR			100%		1	100%	0	1	100%	0%
FORD	B 100		1	100%			100%	0	1	100%	0%
FORD	CLUB WAGON PASAJEROS			100%		1	100%	0	1	100%	0%
FORD	COURIER PICK UP	1	1	0%	1		-100%	2	1	-50%	0%
FORD	ECONOLINE SERVICIO PÚBLICO		1	100%			100%	0	1	100%	0%
FORD	FREESTAR		1	100%			100%	0	1	100%	0%
FORD	FUSION HIBRIDO		1	100%			100%	0	1	100%	0%
FORD	GRAND MARQUIS, MOD. (1999 Y ANT) LTD GALAXIE		1	100%	1		-100%	1	1	0%	0%
FORD	INTERCEPTOR		1	100%			100%	0	1	100%	0%
FORD	MONDEO		1	100%			100%	0	1	100%	0%
FOTON	AUTOBUSES URBANOS		1	100%			100%	0	1	100%	0%
FREIGHTLINER	FL		1	100%			100%	0	1	100%	0%
GENERAL MOTORS	4 X 2 CAJA SECA	4		-100%	1	1	0%	5	1	-80%	0%
GENERAL MOTORS	AUTOBUS URBANO		1	100%			100%	0	1	100%	0%
GENERAL MOTORS	AVALANCHE	1	1	0%	1		-100%	2	1	-50%	0%
GENERAL MOTORS	C-30,35,36,3500 CAJA CONTENEDOR	1	1	0%			100%	1	1	0%	0%
GENERAL MOTORS	CAVALIER MODELO 94 Y ANTERIORES			100%		1	100%	0	1	100%	0%
GENERAL MOTORS	CORVETTE		1	100%			100%	0	1	100%	0%
GENERAL MOTORS	EXPRESS, WAGON SERVICIO PÚBLICO			100%		1	100%	0	1	100%	0%
GENERAL MOTORS	G5	3		-100%		1	100%	3	1	-67%	0%
GENERAL MOTORS	GMC	2		-100%	1	1	0%	3	1	-67%	0%
GENERAL MOTORS	HHR			100%	1	1	0%	1	1	0%	0%
GENERAL MOTORS	MERIVA	1		-100%		1	100%	1	1	0%	0%
GENERAL MOTORS	SONORA	1		-100%		1	100%	1	1	0%	0%
GENERAL MOTORS	UPLANDER	2		-100%	1	1	0%	3	1	-67%	0%
GENERAL MOTORS	VENTURE	1		-100%	1	1	0%	2	1	-50%	0%
GIAANT	CAJA SECA		1	100%			100%	0	1	100%	0%
HARLEY-DAVIDSON	1001-2000	2		-100%	2	1	-50%	4	1	-75%	0%
HARLEY-DAVIDSON	651-1000	1	1	0%			100%	1	1	0%	0%
HERCULES	111 250			100%		1	100%	0	1	100%	0%
HINO	300 HIBRIDO	1	1	0%			100%	1	1	0%	0%
HINO	500 AUTOBUS			100%		1	100%	0	1	100%	0%
HINO	CAJA REFRIGERADA		1	100%			100%	0	1	100%	0%
HONDA	251-650	3		-100%		1	100%	3	1	-67%	0%
HONDA	50-110		1	100%	2		-100%	2	1	-50%	0%
HONDA	CIVIC HIBRIDO	2	1	-50%			100%	2	1	-50%	0%
HUMMER	H2		1	100%			100%	0	1	100%	0%
HUMMER	H3	1		-100%		1	100%	1	1	0%	0%
HUSQVARNA	251-650		1	100%			100%	0	1	100%	0%
HYUNDAI	GENESSIS		1	100%			100%	0	1	100%	0%
INFINITI	G37		1	100%			100%	0	1	100%	0%
INFINITI	JX	1	1	0%			100%	1	1	0%	0%
INFINITI	Q70		1	100%			100%	0	1	100%	0%
INFINITI	QX30		1	100%			100%	0	1	100%	0%
INFINITI	QX50	1	1	0%			100%	1	1	0%	0%
INFINITI	QX56		1	100%			100%	0	1	100%	0%
INFINITI	QX60 HIBRIDO		1	100%			100%	0	1	100%	0%
INFINITI	QX70			100%		1	100%	0	1	100%	0%
INFINITI	QX80			100%		1	100%	0	1	100%	0%
INTERNATIONAL	AUTOBUS URBANO		1	100%	1		-100%	1	1	0%	0%
ISLO	111-250	10		-100%	17	1	-94%	27	1	-96%	0%
ITALIKA	651 1000		1	100%			100%	0	1	100%	0%
IZUKA	111-250		1	100%			100%	0	1	100%	0%
JAC	X200		1	100%			100%	0	1	100%	0%
JAGUAR	F TYPE		1	100%	1		-100%	1	1	0%	0%
KAWASAKI	251-650		1	100%			100%	0	1	100%	0%
KENWORTH	6 X 2 CAJA REDILAS		1	100%			100%	0	1	100%	0%
KENWORTH	6 X 2 PLATAFORMA		1	100%			100%	0	1	100%	0%
KTM	50-110		1	100%			100%	0	1	100%	0%
LAND ROVER	LR		1	100%			100%	0	1	100%	0%
LAND ROVER	RANGE ROVER EVOQUE HIBRIDO		1	100%			100%	0	1	100%	0%
LAND ROVER	VELAR		1	100%			100%	0	1	100%	0%
LEGALIZADO	CAMION	1	1	0%			100%	1	1	0%	0%
LINCOLN	AVIATOR		1	100%			100%	0	1	100%	0%
LINCOLN	MARK VIII		1	100%			100%	0	1	100%	0%
LINCOLN	MKZ	2	1	-50%			100%	2	1	-50%	0%
LINCOLN	NAUTILUS			100%		1	100%	0	1	100%	0%
MACK	MACK		1	100%			100%	0	1	100%	0%
MERCEDES BENZ	CLASE CL		1	100%			100%	0	1	100%	0%
MERCEDES BENZ	CLASE GLK	1	1	0%			100%	1	1	0%	0%
MERCEDES BENZ	CLASE V		1	100%			100%	0	1	100%	0%
MERCEDES BENZ	SPRINTER CREW 316,416,515		1	100%			100%	0	1	100%	0%
MERCEDES BENZ	VIANO		1	100%			100%	0	1	100%	0%
MERCEDES BENZ	VITO		1	100%			100%	0	1	100%	0%

MERCURY	MARINER		1	100%			100%	0	1	100%	0%
MG	HS		1	100%			100%	0	1	100%	0%
MG	MG5		1	100%			100%	0	1	100%	0%
MITSUBISHI	ASX	3	1	-67%	1		-100%	4	1	-75%	0%
MITSUBISHI	ECLIPSE	3	1	-67%			100%	3	1	-67%	0%
MITSUBISHI	ECLIPSE CROSS	1	1	0%			100%	1	1	0%	0%
NISSAN	370Z		1	100%			100%	0	1	100%	0%
NISSAN	APRIO	3	1	-67%		2	-100%	5	1	-80%	0%
NISSAN	DATSUN			100%		1	100%	0	1	100%	0%
NISSAN	LEAF		1	100%			100%	0	1	100%	0%
NISSAN	QUEST	1	1	0%	1		-100%	2	1	-50%	0%
OTRA	251-650		1	100%			100%	0	1	100%	0%
PETERBILT	TRACTOCAMION		1	100%			100%	0	1	100%	0%
PEUGEOT	307		1	100%		2	-100%	2	1	-50%	0%
PEUGEOT	308		1	100%		1	-100%	1	1	0%	0%
PEUGEOT	407		1	100%			100%	0	1	100%	0%
PEUGEOT	508		1	100%			100%	0	1	100%	0%
PEUGEOT	607		1	100%			100%	0	1	100%	0%
PEUGEOT	LANDTREK		1	100%			100%	0	1	100%	0%
PEUGEOT	MANAGER CARGO VAN		1	100%			100%	0	1	100%	0%
PEUGEOT	MANAGER PASAJEROS	1	1	0%			100%	1	1	0%	0%
PEUGEOT	PARTNER PACK FURGON		1	100%			100%	0	1	100%	0%
POLUX QLINK	111 250			100%		1	100%	0	1	100%	0%
PORSCHE	MACAN		1	100%			100%	0	1	100%	0%
PORSCHE	PANAMERA		1	100%			100%	0	1	100%	0%
QLINK	111-250	2		-100%		1	100%	2	1	-50%	0%
RENAULT	KANGOO CARGA	1	1	0%		2	-100%	3	1	-67%	0%
RENAULT	SAFRANE	1		-100%		1	100%	1	1	0%	0%
RENAULT	SCALA	3	1	-67%		2	-100%	5	1	-80%	0%
RENAULT	TRAFIC PASAJEROS	1	1	0%		1	-100%	2	1	-50%	0%
SCANIA	6 X 4 REVOLVEDORA		1	100%			100%	0	1	100%	0%
SCANIA	AUTOBUS FORANE0		1	100%			100%	0	1	100%	0%
SEAT	ALHAMBRA		1	100%			100%	0	1	100%	0%
SEMIREMOLQUES	PLATAFORMA SEMI BAJA	1	1	0%			100%	1	1	0%	0%
STERLING	6 X 2 CAJA SECA		1	100%			100%	0	1	100%	0%
STERLING	STERLING	2	1	-50%			100%	2	1	-50%	0%
SUBARU	WRX		1	100%			100%	0	1	100%	0%
SUZUKI	1001-2000		1	100%			100%	0	1	100%	0%
TOYOTA	SEQUOIA			100%		1	100%	0	1	100%	0%
TRIUMPH	1001-2000		1	100%			100%	0	1	100%	0%
TRIUMPH	651-1000		1	100%			100%	0	1	100%	0%
TURISTA	AUTOBUS		1	100%			100%	0	1	100%	0%
TVS	251-650		1	100%			100%	0	1	100%	0%
VAM	V. A. M.	1		-100%		1	0%	2	1	-50%	0%
VENTO	251-650		1	100%			100%	0	1	100%	0%
VOLKSWAGEN	4 X 2 CAJA REDILAS		1	100%			100%	0	1	100%	0%
VOLKSWAGEN	COMBI PANEL			100%		2	-50%	2	1	-50%	0%
VOLKSWAGEN	CRAFTER MICROBUS			100%		1	0%	1	1	0%	0%
VOLKSWAGEN	CROSSGOLF	1	1	0%			100%	1	1	0%	0%
VOLKSWAGEN	DERBY VAN	1		-100%		1	100%	1	1	0%	0%
VOLKSWAGEN	GOLF MODELO 92 Y ANTERIORES	2		-100%		2	-50%	4	1	-75%	0%
VOLKSWAGEN	LUP0		1	100%			100%	0	1	100%	0%
VOLKSWAGEN	MICROBUS		1	100%			100%	0	1	100%	0%
VOLKSWAGEN	POINTER PICK UP		1	100%		1	-100%	1	1	0%	0%
VOLKSWAGEN	ROUTAN			100%		1	100%	0	1	100%	0%
VOLKSWAGEN	SPORTVAN	1		-100%		1	100%	1	1	0%	0%
VOLKSWAGEN	TOUAREG	7	1	-86%			100%	7	1	-86%	0%
VOLVO	6 X 2 CAJA SECA		1	100%			100%	0	1	100%	0%
VOLVO	S60		1	100%		1	-100%	1	1	0%	0%
VOLVO	V40	2	1	-50%			100%	2	1	-50%	0%
VOLVO	V70		1	100%			100%	0	1	100%	0%
ZHEJANG TAIZHOU											
VENTO	111 250		1	100%			100%	0	1	100%	0%
ACURA	RLX	1		-100%			100%	1	0	-100%	0%
ACURA	TLX	2		-100%			100%	2	0	-100%	0%
ALESSIA CARABELA	111 250	1		-100%		1	-100%	2	0	-100%	0%
AUDI	A8	1		-100%			100%	1	0	-100%	0%
AUDI	R8	1		-100%			100%	1	0	-100%	0%
AUDI	RS7	1		-100%			100%	1	0	-100%	0%
AUDI	S4	1		-100%			100%	1	0	-100%	0%
AUDI	S6			100%		1	-100%	1	0	-100%	0%
BAIC	D20			100%		1	-100%	1	0	-100%	0%
BAIC	X25	2		-100%			100%	2	0	-100%	0%
BMW	SERIE 3 HIBRIDO	1		-100%		1	-100%	2	0	-100%	0%
BMW	SERIE Z			100%		1	-100%	1	0	-100%	0%
BUICK	ENCLAVE	3		-100%		1	-100%	4	0	-100%	0%
BUICK	LACROSSE	2		-100%			100%	2	0	-100%	0%
BUICK	VERANO			100%		1	-100%	1	0	-100%	0%
CADILLAC	BLS	1		-100%			100%	1	0	-100%	0%
CADILLAC	SEVILLE	1		-100%			100%	1	0	-100%	0%
CADILLAC	SRX	3		-100%		1	-100%	4	0	-100%	0%
CADILLAC	STS Y CTS			100%		1	-100%	1	0	-100%	0%
CAN AM	111-250	1		-100%			100%	1	0	-100%	0%
CAN AM	251-650	1		-100%			100%	1	0	-100%	0%
CAN AM	651-1000	2		-100%			100%	2	0	-100%	0%

CARABELA E ISLO									
ITALIKA MB MOTOS	111 250		100%	1	-100%	1	0	-100%	0%
CBO	1000-1500	1	-100%		100%	1	0	-100%	0%
CHRYSLER	AVENGER	4	-100%	2	-100%	6	0	-100%	0%
CHRYSLER	H300	1	-100%		100%	1	0	-100%	0%
CHRYSLER	JEEP COMMANDER	1	-100%		100%	1	0	-100%	0%
CHRYSLER	JEEP J-364		100%	1	-100%	1	0	-100%	0%
CHRYSLER	NITRO	3	-100%	1	-100%	4	0	-100%	0%
CHRYSLER	RAM MEGA PICK UP	1	-100%		100%	1	0	-100%	0%
CHRYSLER	RAM QUAD CAB PICK UP CREW CAB		100%	1	-100%	1	0	-100%	0%
CHRYSLER	VOLARE, SUPER BEE, STEALTH		100%	1	-100%	1	0	-100%	0%
DINA	4 X 2 PLATAFORMA		100%	2	-100%	2	0	-100%	0%
DINA	6 X 2 CAJA SECA	1	-100%		100%	1	0	-100%	0%
FERRARI	F355	1	-100%		100%	1	0	-100%	0%
FIAT	ALBEA	1	-100%		100%	1	0	-100%	0%
FIAT	PALIO ADVENTURE	1	-100%		100%	1	0	-100%	0%
FIAT	PICK-UP STRADA ADVENTURE	1	-100%		100%	1	0	-100%	0%
FORD	F-350,450,550 TANQUE		100%	1	-100%	1	0	-100%	0%
FORD	GHIA		100%	1	-100%	1	0	-100%	0%
FORD	TAURUS	1	-100%		100%	1	0	-100%	0%
FREIGHTLINER	AUTOBUS URBANO	1	-100%		100%	1	0	-100%	0%
FRONTERIZOS	COMERCIALES	1	-100%	1	-100%	2	0	-100%	0%
GENERAL MOTORS	AZTEK		100%	1	-100%	1	0	-100%	0%
GENERAL MOTORS	C-30,C-35,C-36,C-3500, PLATAFORMA	1	-100%		100%	1	0	-100%	0%
GENERAL MOTORS	CUTLASS		100%	1	-100%	1	0	-100%	0%
GENERAL MOTORS	G3	1	-100%	3	-100%	4	0	-100%	0%
GENERAL MOTORS	G6	1	-100%	1	-100%	2	0	-100%	0%
GENERAL MOTORS	LUMINA		100%	1	-100%	1	0	-100%	0%
GENERAL MOTORS	MICROBUS	1	-100%		100%	1	0	-100%	0%
GENERAL MOTORS	SUNFIRE		100%	1	-100%	1	0	-100%	0%
GENERAL MOTORS	TORRENT	1	-100%		100%	1	0	-100%	0%
GENERAL MOTORS	ZAFIRA	1	-100%		100%	1	0	-100%	0%
GIANT	PANEL		100%	1	-100%	1	0	-100%	0%
HONDA	ELEMENT	1	-100%		100%	1	0	-100%	0%
HONDA	INSIGHT	1	-100%		100%	1	0	-100%	0%
HUSQVARNA	111-250	1	-100%		100%	1	0	-100%	0%
HYUNDAI	H300	1	-100%	1	-100%	2	0	-100%	0%
INDIAN	1001 2000	1	-100%		100%	1	0	-100%	0%
INFINITI	FX50	1	-100%		100%	1	0	-100%	0%
INTERNATIONAL	4 X 2 VOLTEO	1	-100%		100%	1	0	-100%	0%
INTERNATIONAL	6 X 2 VOLTEO	1	-100%		100%	1	0	-100%	0%
INTERNATIONAL	CITYSTAR	1	-100%		100%	1	0	-100%	0%
IRON CLAN MOTORS	111 250	6	-100%	3	-100%	9	0	-100%	0%
ISUZU	4 X 2 CAJA SECA	1	-100%		100%	1	0	-100%	0%
JAC	J4	1	-100%		100%	1	0	-100%	0%
JIA YUAN	CITY SPIRIT ELECTRICO	1	-100%		100%	1	0	-100%	0%
KAZUKI	111 250	1	-100%		100%	1	0	-100%	0%
LAND ROVER	DISCOVERY	1	-100%		100%	1	0	-100%	0%
LINCOLN	LS	1	-100%		100%	1	0	-100%	0%
LINCOLN	MARK LT PICK UP	2	-100%		100%	2	0	-100%	0%
LINCOLN	MKS		100%	1	-100%	1	0	-100%	0%
MERCEDES BENZ	CLASE CLS		100%	1	-100%	1	0	-100%	0%
MERCEDES BENZ	CLASE G	1	-100%		100%	1	0	-100%	0%
MERCEDES BENZ	CLASE GL	1	-100%		100%	1	0	-100%	0%
MERCEDES BENZ	CLASE GLS		100%	1	-100%	1	0	-100%	0%
MERCEDES BENZ	SPRINTER CAJA SECA (416,415)	1	-100%		100%	1	0	-100%	0%
MERCEDES BENZ	SPRINTER SERVICIO PUBLICO	1	-100%		100%	1	0	-100%	0%
MERCURY	MILAN		100%	1	-100%	1	0	-100%	0%
MINISUBISHI	GRANDIS		100%	1	-100%	1	0	-100%	0%
NISSAN	CABSTAR CAJA SECA EXTENDIDO	1	-100%		100%	1	0	-100%	0%
NISSAN	LUCINO	2	-100%	4	-100%	6	0	-100%	0%
NISSAN	MICRA	1	-100%		100%	1	0	-100%	0%
NISSAN	NV 2500	1	-100%		100%	1	0	-100%	0%
OTRA	111- 250	1	-100%	1	-100%	2	0	-100%	0%
PEUGEOT	2008	1	-100%		100%	1	0	-100%	0%
PEUGEOT	PARTNER FURGON P/LATERAL	2	-100%		100%	2	0	-100%	0%
PIAGGIO	PICK-UP		100%	1	-100%	1	0	-100%	0%
POLARIS	111-250	1	-100%		100%	1	0	-100%	0%
PORSCHE	911	1	-100%		100%	1	0	-100%	0%
RENAULT	TRAFFIC PANEL		100%	1	-100%	1	0	-100%	0%
SEAT	ALTEA	5	-100%		100%	5	0	-100%	0%
SEAT	CUPRA	1	-100%		100%	1	0	-100%	0%
SEMIREMOLQUES	JAULA GANADERA RETRACTIL		100%	1	-100%	1	0	-100%	0%
SUBARU	B9 TRIBECA	2	-100%		100%	2	0	-100%	0%
SUBARU	OUTBACK	1	-100%		100%	1	0	-100%	0%
SUBARU	XV	1	-100%		100%	1	0	-100%	0%
SUNDIRO	111-250	1	-100%		100%	1	0	-100%	0%
TANK	111-250		100%	1	-100%	1	0	-100%	0%
TOYOTA	4 RUNNER	2	-100%		100%	2	0	-100%	0%
TOYOTA	COROLLA HIBRIDO	1	-100%		100%	1	0	-100%	0%
TURISTAS	CAMIONES	2	-100%		100%	2	0	-100%	0%
VOLKSWAGEN	CARIBE, BRASILIA, SAFARI	1	-100%	1	-100%	2	0	-100%	0%
VOLKSWAGEN	CC	1	-100%		100%	1	0	-100%	0%
VOLKSWAGEN	GOLF MODELO 92 AL 99	1	-100%	2	-100%	3	0	-100%	0%
VOLVO	S80	1	-100%		100%	1	0	-100%	0%

VOLVO	XC90	2		-100%			100%	2	0	-100%	0%
ZACUA	M2			100%	1		-100%	1	0	-100%	0%
TOTAL GENERAL		12661	11734	-7%	5636	5397	-4%	18297	17131	-6%	100%

PORCENTAJE DE PARTICIPACIÓN POR TIPO DE ROBO Y POR AÑO.

**69%** **68%**

**31%** **32%**

# OFICINA COORDINADORA DE RIESGOS ASEGURADOS (OCRA)

VEHÍCULOS ROBADOS AL SECTOR ASEGURADOR A: NIVEL NACIONAL, DURANTE EL PERIODO 01/01/2021-30/11/2021 Y SU COMPORTAMIENTO DURANTE EL MISMO PERIODO DE 2020, ORDENADO POR LOS TIPOS MÁS ROBADOS DURANTE 2021.

MARCA	TIPO	TOTAL NACIONAL									
		CON VIOLENCIA			ESTACIONADO			TOTAL			% DEL TOT.
		2020	2021	% DE INCR.	2020	2021	% DE INCR.	2020	2021	% DE INCR.	
NISSAN	VERSA	1678	1218	-27%	1714	1782	4%	3392	3000	-12%	5%
NISSAN	NP300	1569	1351	-14%	1001	999	0%	2570	2350	-9%	4%
GENERAL MOTORS	AVEO	1342	1179	-12%	925	717	-22%	2267	1896	-16%	3%
GENERAL MOTORS	BEAT	767	751	-2%	788	963	22%	1555	1714	10%	3%
HONDA	CRV	763	659	-14%	452	866	92%	1215	1525	26%	3%
NISSAN	TSURU	410	310	-24%	1784	1198	-33%	2194	1508	-31%	3%
VOLKSWAGEN	VENTO	1402	976	-30%	361	302	-16%	1763	1278	-28%	2%
KENWORTH	KENWORTH	926	811	-12%	534	380	-29%	1460	1191	-18%	2%
NISSAN	MARCH	622	508	-18%	573	653	14%	1195	1161	-3%	2%
NISSAN	SENTRA	513	392	-24%	797	701	-12%	1310	1093	-17%	2%
HONDA	111-250	478	414	-13%	372	469	26%	850	883	4%	2%
VOLKSWAGEN	JETTA Y CLASICO	834	519	-38%	272	201	-26%	1106	720	-35%	1%
YAMAHA	111-250	377	351	-7%	396	349	-12%	773	700	-9%	1%
FREIGHTLINER	FREIGHTLINER	574	516	-10%	264	178	-33%	838	694	-17%	1%
NISSAN	PICK-UP CORTO,LARGO,DOBLE,KING	310	192	-38%	638	470	-26%	948	662	-30%	1%
HONDA	HR-V	312	310	-1%	175	322	84%	487	632	30%	1%
TOYOTA	HILUX PICK UP	508	519	2%	88	103	17%	596	622	4%	1%
NISSAN	ESTACAS CORTO,LARGO, CHASIS,	355	214	-40%	418	392	-6%	773	606	-22%	1%
FORD	F-350,F450,F550, ESTACAS,CHASIS CAB	478	400	-16%	226	169	-25%	704	569	-19%	1%
HONDA	CIVIC	248	220	-11%	251	328	31%	499	548	10%	1%
ITALIKA	111-250	550	203	-63%	1171	341	-71%	1721	544	-68%	1%
VOLKSWAGEN	NUOVO JETTA	435	377	-13%	117	155	32%	552	532	-4%	1%
GENERAL MOTORS	SPARK	387	305	-21%	232	211	-9%	619	516	-17%	1%
MAZDA	3	427	397	-7%	126	116	-8%	553	513	-7%	1%
KIA	RIO	427	380	-11%	85	130	53%	512	510	0%	1%
KIA	SPORTAGE	436	402	-8%	59	64	8%	495	466	-6%	1%
NISSAN	FRONTIER PICK UP	318	258	-19%	228	202	-11%	546	460	-16%	1%
SEMIRREMOLQUES	CAJA SECA	422	366	-13%	116	90	-22%	538	456	-15%	1%
NISSAN	XTRAIL	378	316	-16%	114	126	11%	492	442	-10%	1%
INTERNATIONAL	INTERNATIONAL	347	284	-18%	159	127	-20%	506	411	-19%	1%
GENERAL MOTORS	SILVERADO PICK UP (C- 2500)	216	222	3%	159	174	9%	375	396	6%	1%
MAZDA	CX5	424	333	-21%	64	60	-6%	488	393	-19%	1%
TOYOTA	COROLLA	231	245	6%	116	147	27%	347	392	13%	1%
TOYOTA	TACOMA PICK UP	381	304	-20%	52	83	60%	433	387	-11%	1%
SEAT	IBIZA	452	299	-34%	87	72	-17%	539	371	-31%	1%
SEMIRREMOLQUES	REMOLQUES	261	258	-1%	97	113	16%	358	371	4%	1%
VOLKSWAGEN	GOL	372	254	-32%	132	101	-23%	504	355	-30%	1%
HONDA	CITY	226	173	-23%	94	167	78%	320	340	6%	1%
NISSAN	KICKS	299	251	-16%	74	88	19%	373	339	-9%	1%
GENERAL MOTORS	SONIC	347	233	-33%	105	102	-3%	452	335	-26%	1%
CHRYSLER	ATTITUDE	272	212	-22%	133	122	-8%	405	334	-18%	1%
YAMAHA	50-110	52	118	127%	111	212	91%	163	330	102%	1%
TOYOTA	RAV4	289	264	-9%	66	57	-14%	355	321	-10%	1%
SEMIRREMOLQUES	DOLLY	244	214	-12%	155	104	-33%	399	318	-20%	1%
FORD	FIGO	274	237	-14%	91	75	-18%	365	312	-15%	1%
MAZDA	CX-3	248	263	6%	45	40	-11%	293	303	3%	1%
VOLKSWAGEN	TIGUAN	226	242	7%	46	54	17%	272	296	9%	1%
KIA	FORTE	194	230	19%	69	65	-6%	263	295	12%	1%
TOYOTA	YARIS	245	196	-20%	118	97	-18%	363	293	-19%	1%
FORD	RANGER PICK UP	197	213	8%	73	63	-14%	270	276	2%	0%
MITSUBISHI	L200 PICK UP DOBLE CABINA	182	208	14%	53	68	28%	235	276	17%	0%
NISSAN	URVAN PASAJEROS	145	156	8%	141	118	-16%	286	274	-4%	0%
NISSAN	TIIDA	193	149	-23%	168	119	-29%	361	268	-26%	0%
BAJAJ	111-250	111	98	-12%	157	167	6%	268	265	-1%	0%
GENERAL MOTORS	TRAX	260	190	-27%	67	63	-6%	327	253	-23%	0%
HYUNDAI	GRAND I10	198	195	-2%	58	52	-10%	256	247	-4%	0%
SEMIRREMOLQUES	PLATAFORMA ALTA	184	178	-3%	64	49	-23%	248	227	-8%	0%
CHRYSLER	JEEP WRANGLER	181	184	2%	51	42	-18%	232	226	-3%	0%
ARMADO	CAMION	103	126	22%	85	99	16%	188	225	20%	0%
FORD	LOBO, KING RANCH PICK UP	252	189	-25%	57	36	-37%	309	225	-27%	0%
HYUNDAI	TUCSON	178	193	8%	26	28	8%	204	221	8%	0%
TOYOTA	AVANZA	210	160	-24%	51	42	-18%	261	202	-23%	0%
GENERAL MOTORS	SIERRA PICK UP	121	154	27%	43	46	7%	164	200	22%	0%
TOYOTA	HIACE	150	144	-4%	79	56	-29%	229	200	-13%	0%
MERCEDES BENZ Y											
FREIGHTLINER	4 X 2 CAJA SECA	132	110	-17%	119	84	-29%	251	194	-23%	0%
GENERAL MOTORS	CHEYENNE,CHEYENNE SS PICK UP	97	132	36%	71	61	-14%	168	193	15%	0%
GENERAL MOTORS	CHEVY	49	26	-47%	240	166	-31%	289	192	-34%	0%
HYUNDAI	CRETA	152	174	14%	22	18	-18%	174	192	10%	0%
CHRYSLER	RAM 1500	140	141	1%	74	50	-32%	214	191	-11%	0%
FORD	F-100, F-150 PICK UP	217	134	-38%	92	51	-45%	309	185	-40%	0%
HONDA	ACCORD	103	68	-34%	79	117	48%	182	185	2%	0%

FORD	FIESTA	149	103	-31%	69	78	13%	218	181	-17%	0%
SEMIRREMOLQUES	TANQUE	151	101	-33%	112	78	-30%	263	179	-32%	0%
VOLKSWAGEN	POLO	170	138	-19%	40	36	-10%	210	174	-17%	0%
SEMIRREMOLQUES	CAJA REDILAS	155	83	-46%	150	83	-45%	305	166	-46%	0%
CHRYSLER	RAM 2500	116	109	-6%	66	55	-17%	182	164	-10%	0%
GENERAL MOTORS	ONIX	29	122	321%	5	27	440%	34	149	338%	0%
GENERAL MOTORS	C-15,1500 PICK UP	62	49	-21%	137	97	-29%	199	146	-27%	0%
HYUNDAI	ACCENT	127	112	-12%	32	30	-6%	159	142	-11%	0%
CHRYSLER	D-350, RAM 3500,4000 CAJA SECA	106	108	2%	32	33	3%	138	141	2%	0%
SUZUKI	SWIFT	116	102	-12%	36	36	0%	152	138	-9%	0%
VOLKSWAGEN	GOLF	126	97	-23%	74	41	-45%	200	138	-31%	0%
FORD	ESCAPE	95	92	-3%	38	45	18%	133	137	3%	0%
GENERAL MOTORS	CAVALIER	125	94	-25%	46	42	-9%	171	136	-20%	0%
FORD	FOCUS	82	71	-13%	54	61	13%	136	132	-3%	0%
SEAT	LEON	135	109	-19%	20	21	5%	155	130	-16%	0%
GENERAL MOTORS	CRUZE	107	69	-36%	52	56	8%	159	125	-21%	0%
RENAULT	DUSTER	114	88	-23%	58	36	-38%	172	124	-28%	0%
KIA	SOUL	118	100	-15%	27	23	-15%	145	123	-15%	0%
FRONTERIZOS	COMERCIALES	28	25	-11%	94	97	3%	122	122	0%	0%
VOLVO	VOLVO	83	79	-5%	58	43	-26%	141	122	-13%	0%
CHRYSLER	JEEP GRAND CHEROKEE	117	91	-22%	50	30	-40%	167	121	-28%	0%
KIA	SORENTO	116	109	-6%	28	12	-57%	144	121	-16%	0%
VOLKSWAGEN	AMAROK	111	113	2%	17	8	-53%	128	121	-5%	0%
AUDI	A3	104	93	-11%	32	27	-16%	136	120	-12%	0%
GENERAL MOTORS	SILVERADO PICK UP (C- 3500)	161	89	-45%	47	31	-34%	208	120	-42%	0%
HONDA	ODYSSEY	51	39	-24%	38	79	108%	89	118	33%	0%
VOLKSWAGEN	SAVEIRO	90	82	-9%	35	35	0%	125	117	-6%	0%
CHRYSLER	JOURNEY	92	72	-22%	41	43	5%	133	115	-14%	0%
HONDA	FIT	83	68	-18%	36	45	25%	119	113	-5%	0%
KIA	SELTOS	25	94	276%	4	18	350%	29	112	286%	0%
FORD	EXPLORER	85	62	-27%	46	48	4%	131	110	-16%	0%
VENTO	111-250	24	50	108%	31	60	94%	55	110	100%	0%
SAAB	9-3'	30	85	183%	11	22	100%	41	107	161%	0%
SEMIRREMOLQUES	CAJA REFRIGERADA	90	86	-4%	22	18	-18%	112	104	-7%	0%
VOLKSWAGEN	PASSAT	66	73	11%	40	30	-25%	106	103	-3%	0%
BMW	COOPER	107	80	-25%	24	20	-17%	131	100	-24%	0%
TOYOTA	HIGHLANDER	82	78	-5%	16	21	31%	98	99	1%	0%
MERCEDES BENZ	CLASE C	79	78	-1%	27	20	-26%	106	98	-8%	0%
SUZUKI	111-250	42	31	-26%	59	65	10%	101	96	-5%	0%
BMW	SERIE 3	103	60	-42%	28	33	18%	131	93	-29%	0%
GENERAL MOTORS	SUBURBAN, CARRY ALL	33	44	33%	41	49	20%	74	93	26%	0%
GENERAL MOTORS	TAHOE	41	49	20%	35	44	26%	76	93	22%	0%
CHRYSLER	RAM 700 PICK UP	57	62	9%	22	29	32%	79	91	15%	0%
FORD	F 150	1	50	4900%		40	100%	1	90	8900%	0%
GENERAL MOTORS	EQUINOX	54	54	0%	45	36	-20%	99	90	-9%	0%
KENWORTH	6 X 2 CAJA SECA	62	58	-6%	62	32	-48%	124	90	-27%	0%
VOLKSWAGEN	JETTA MODELO 92 AL 99	38	36	-5%	40	54	35%	78	90	15%	0%
HINO	300	83	79	-5%	20	10	-50%	103	89	-14%	0%
CHRYSLER	VOYAGER	29	23	-21%	89	65	-27%	118	88	-25%	0%
GENERAL MOTORS	CHEVELLE, NOVA, CAPRICE, OPEL		54	100%		34	100%	0	88	100%	0%
OTROS	OTROS	26	39	50%	43	48	12%	69	87	26%	0%
BAJAJ	251-650	25	37	48%	27	49	81%	52	86	65%	0%
INTERNATIONAL	CHASIS CABINA 6X4	91	51	-44%	56	35	-38%	147	86	-41%	0%
MAZDA	2	56	60	7%	23	25	9%	79	85	8%	0%
NISSAN	ICHI-VAN PANEL, URVAN PANEL	33	54	64%	40	31	-23%	73	85	16%	0%
AUDI	Q5	66	70	6%	13	14	8%	79	84	6%	0%
GENERAL MOTORS	COLORADO PICK UP	46	65	41%	20	19	-5%	66	84	27%	0%
GENERAL MOTORS	S-10 PICK UP	69	53	-23%	36	30	-17%	105	83	-21%	0%
TOYOTA	SIENNA	74	61	-18%	27	22	-19%	101	83	-18%	0%
FRONTERIZOS	AUTOMOVILES	29	14	-52%	91	68	-25%	120	82	-32%	0%
MITSUBISHI	MIRAGE	40	54	35%	23	28	22%	63	82	30%	0%
HONDA	PILOT	43	30	-30%	32	50	56%	75	80	7%	0%
TOYOTA	CAMRY	68	54	-21%	32	26	-19%	100	80	-20%	0%
MERCEDES BENZ Y											
FREIGHLINER	6 X 2 CAJA SECA	70	50	-29%	35	29	-17%	105	79	-25%	0%
VOLKSWAGEN	SEDAN	18	5	-72%	103	74	-28%	121	79	-35%	0%
GENERAL MOTORS	TORNADO,CHEVY PICK UP	67	44	-34%	34	34	0%	101	78	-23%	0%
HYUNDAI	ELANTRA	65	44	-32%	25	34	36%	90	78	-13%	0%
NISSAN	ALTIMA	49	39	-20%	45	39	-13%	94	78	-17%	0%
BMW	251-650	40	34	-15%	56	42	-25%	96	76	-21%	0%
GENERAL MOTORS	CHEVY C2	14	15	7%	54	61	13%	68	76	12%	0%
KTM	111-250	37	44	19%	47	32	-32%	84	76	-10%	0%
FORD	F-350,450,550 CAJA CONTENEDOR	56	49	-13%	11	24	118%	67	73	9%	0%
SEMIRREMOLQUES	PLATAFORMA BAJA	50	46	-8%	25	27	8%	75	73	-3%	0%
GENERAL MOTORS	TRACKER	3	47	1467%	20	25	25%	23	72	213%	0%
SEMIRREMOLQUES	PORTACONTENEDOR	48	57	19%	16	15	-6%	64	72	13%	0%
SUZUKI	VITARA	84	55	-35%	11	17	55%	95	72	-24%	0%
FORD	F-200, B-200, F- 250 PICK UP	45	53	18%	27	18	-33%	72	71	-1%	0%
FORD	F-350,450,550 CAJA SECA	70	50	-29%	23	21	-9%	93	71	-24%	0%
MAZDA	CX 30	36	68	89%	3	2	-33%	39	70	79%	0%
SEAT	TOLEDO	105	55	-48%	19	14	-26%	124	69	-44%	0%
AUDI	A4	63	47	-25%	14	21	50%	77	68	-12%	0%
ACURA	RDX	25	28	12%	16	39	144%	41	67	63%	0%
VOLKSWAGEN	VIRTUS	38	48	26%	6	19	217%	44	67	52%	0%
FORD	ECOSPORT	66	44	-33%	29	22	-24%	95	66	-31%	0%



VOLKSWAGEN	BETLE	72	48	-33%	30	18	-40%	102	66	-35%	0%
VOLKSWAGEN	BORA	59	41	-31%	37	25	-32%	96	66	-31%	0%
CHRYSLER	JEEP CHEROKEE	49	41	-16%	20	24	20%	69	65	-6%	0%
GENERAL MOTORS	BLAZER	9	25	178%	32	40	25%	41	65	59%	0%
TOYOTA	PRIUS	48	45	-6%	22	20	-9%	70	65	-7%	0%
MAZDA	CX9	52	51	-2%	22	13	-41%	74	64	-14%	0%
MERCEDES BENZ	CLASE GLC	52	54	4%	14	10	-29%	66	64	-3%	0%
GENERAL MOTORS	EXPRESS VAN PASAJEROS	10	21	110%	44	42	-5%	54	63	17%	0%
RENAULT	KWID	28	35	25%	5	28	460%	33	63	91%	0%
CHRYSLER	GRAND CARAVAN	18	24	33%	23	37	61%	41	61	49%	0%
GENERAL MOTORS	CAPTIVA	42	38	-10%	15	22	47%	57	60	5%	0%
BMW	X5	40	50	25%	8	9	13%	48	59	23%	0%
CHRYSLER	JEEP PATRIOT	34	33	-3%	26	26	0%	60	59	-2%	0%
HINO	CAJA SECA	53	50	-6%	17	9	-47%	70	59	-16%	0%
ISUZU	ELF 300 CLASE 2	66	43	-35%	26	16	-38%	92	59	-36%	0%
KENWORTH	4 X 2 CAJA SECA	32	35	9%	9	23	156%	41	58	41%	0%
MAZDA	6	48	35	-27%	25	22	-12%	73	57	-22%	0%
BMW	SERIE 1	60	41	-32%	18	15	-17%	78	56	-28%	0%
CHRYSLER	JEEP COMPASS	54	43	-20%	22	13	-41%	76	56	-26%	0%
NISSAN	V DRIVE	3	23	667%	2	33	1550%	5	56	1020%	0%
HONDA	BRV	48	46	-4%	5	9	80%	53	55	4%	0%
RENAULT	LOGAN	63	32	-49%	26	23	-12%	89	55	-38%	0%
CHRYSLER	RAM PICK UP	29	42	45%	17	12	-29%	46	54	17%	0%
MAZDA	CX7	34	33	-3%	18	21	17%	52	54	4%	0%
SUZUKI	ERTIGA	28	38	36%	5	15	200%	33	53	61%	0%
FORD	RANGER CAJA SECA	54	37	-31%	9	15	67%	63	52	-17%	0%
MITSUBISHI	OUTLANDER	28	39	39%	9	13	44%	37	52	41%	0%
FIAT	UNO	36	32	-11%	23	19	-17%	59	51	-14%	0%
RENAULT	KOLEOS	53	36	-32%	12	15	25%	65	51	-22%	0%
RENAULT	STEPWAY	27	36	33%	16	14	-13%	43	50	16%	0%
GENERAL MOTORS	MALIBU	18	18	0%	33	31	-6%	51	49	-4%	0%
AUDI	Q3	29	36	24%	6	11	83%	35	47	34%	0%
FORD	MUSTANG	37	32	-14%	14	14	0%	51	46	-10%	0%
GENERAL MOTORS	MATIZ	22	10	-55%	38	36	-5%	60	46	-23%	0%
VOLKSWAGEN	TAOS		31	100%		15	100%	0	46	100%	0%
BMW	X3	48	39	-19%	6	6	0%	54	45	-17%	0%
KTM	251-650	19	18	-5%	25	27	8%	44	45	2%	0%
GENERAL MOTORS	YUKON	16	24	50%	11	20	82%	27	44	63%	0%
VOLKSWAGEN	POINTER	16	11	-31%	36	33	-8%	52	44	-15%	0%
ARMADO	TRACTOCAMION	28	25	-11%	17	18	6%	45	43	-4%	0%
ISUZU	ELF 400	45	34	-24%	21	9	-57%	66	43	-35%	0%
MERCEDES BENZ	CLASE CLA	42	31	-26%	5	12	140%	47	43	-9%	0%
SEMIREMOLQUES	JAULA GANADERA	62	35	-44%	28	8	-71%	90	43	-52%	0%
FORD	TRANSIT PASAJEROS	34	31	-9%	8	11	38%	42	42	0%	0%
LEGALIZADO	AUTOMOVILES	6	13	117%	21	29	38%	27	42	56%	0%
MERCEDES BENZ	CLASE GLE	40	38	-5%	5	4	-20%	45	42	-7%	0%
TOYOTA	HIACE PANEL	36	33	-8%	5	9	80%	41	42	2%	0%
CHRYSLER	JEEP LIBERTY	25	21	-16%	20	20	0%	45	41	-9%	0%
FORD	FUSION	36	25	-31%	16	15	-6%	52	40	-23%	0%
CHRYSLER	RAM PROMASTER	20	23	15%	9	16	78%	29	39	34%	0%
INTERNATIONAL	4 X 2 CAJA SECA	30	26	-13%	21	13	-38%	51	39	-24%	0%
PEUGEOT	PARTNER FURGON	22	29	32%	9	10	11%	31	39	26%	0%
CHRYSLER	DURANGO	18	27	50%	11	11	0%	29	38	31%	0%
CHRYSLER	JEEP GLADIATOR		33	100%		5	100%	0	38	100%	0%
CHRYSLER	TOWN & COUNTRY	17	15	-12%	27	23	-15%	44	38	-14%	0%
ISUZU	ELF 500	47	33	-30%	6	5	-17%	53	38	-28%	0%
PEUGEOT	301	26	23	-12%	13	15	15%	39	38	-3%	0%
RENAULT	OROCH	23	28	22%	8	10	25%	31	38	23%	0%
YAMAHA	251-650	22	15	-32%	19	23	21%	41	38	-7%	0%
ACURA	MDX	15	18	20%	12	19	58%	27	37	37%	0%
CADILLAC	ESCALADE	8	32	300%	6	5	-17%	14	37	164%	0%
FIAT	MOBI	27	25	-7%	10	12	20%	17	37	0%	0%
MERCEDES BENZ	SPRINTER PASAJEROS	38	28	-26%	7	9	29%	45	37	-18%	0%
SEAT	ARONA	31	31	0%	7	6	-14%	38	37	-3%	0%
FORD	EDGE	33	30	-9%	15	6	-60%	48	36	-25%	0%
MAZDA	MX5	27	13	-52%	18	22	22%	45	35	-22%	0%
MITSUBISHI	LANCER	20	20	0%	12	15	25%	32	35	9%	0%
GENERAL MOTORS	ACADIA	32	25	-22%	14	9	-36%	46	34	-26%	0%
GENERAL MOTORS	TERRAIN	43	26	-40%	13	8	-38%	56	34	-39%	0%
AUDI	A1	56	26	-54%	16	7	-56%	72	33	-54%	0%
HYUNDAI	SONATA	13	15	15%	12	18	50%	25	33	32%	0%
ISUZU	ELF 100 CLASE 2	27	24	-11%	3	9	200%	30	33	10%	0%
NISSAN	PATHFINDER	26	19	-27%	13	14	8%	39	33	-15%	0%
RENAULT	CAPTUR	23	27	17%	12	5	-58%	35	32	-9%	0%
SUZUKI	IGNIS	32	26	-19%	10	6	-40%	42	32	-24%	0%
TOYOTA	CHR	40	24	-40%	6	8	33%	46	32	-30%	0%
TOYOTA	TUNDRA PICK UP	21	28	33%	6	4	-33%	27	32	19%	0%
VOLKSWAGEN	GOLF GTI	17	24	41%	9	8	-11%	26	32	23%	0%
VOLKSWAGEN	JETTA MODELO 92 Y ANTERIORES	37	20	-46%	14	12	-14%	51	32	-37%	0%
VOLKSWAGEN	TRANSPORTER	37	27	-27%	7	5	-29%	44	32	-27%	0%
CHRYSLER	NEON	17	16	-6%	29	15	-48%	46	31	-33%	0%
POLARIS	651-1000	19	26	37%	4	5	25%	23	31	35%	0%
TURISTA	MOTOCICLETAS	24	14	-42%	16	17	6%	40	31	-23%	0%
FORD	IKON	12	13	8%	13	17	31%	25	30	20%	0%
SEMIREMOLQUES	VOLTEO	22	24	9%	5	6	20%	27	30	11%	0%

MERCEDES BENZ	CLASE GLA	26	27	4%	3	2	-33%	29	29	0%	0%
SUZUKI	GRAND VITARA	26	19	-27%	5	10	100%	31	29	-6%	0%
AUDI	A5	30	21	-30%	8	7	-13%	38	28	-26%	0%
FREIGHTLINER	M2		27	100%		1	100%	0	28	100%	0%
GENERAL MOTORS	TRAVERSE	18	23	28%	8	5	-38%	26	28	8%	0%
RENAULT	FLUENCE	14	17	21%	16	11	-31%	30	28	-7%	0%
RENAULT	SANDERO	32	21	-34%	8	7	-13%	40	28	-30%	0%
VOLKSWAGEN	T CROSS	9	25	178%		3	100%	9	28	211%	0%
BMW	651-1000	13	18	38%	10	9	-10%	23	27	17%	0%
BMW	X1	36	21	-42%	4	6	50%	40	27	-33%	0%
FORD	4 X 2 CAJA REDILAS	20	17	-15%	14	10	-29%	34	27	-21%	0%
FORD	ECONOLINE PASAJEROS	9	6	-33%	10	21	110%	19	27	42%	0%
ISUZU	ELF600	31	20	-35%	16	7	-56%	47	27	-43%	0%
NISSAN	ROGUE	13	12	-8%	10	15	50%	23	27	17%	0%
SUZUKI	CIAZ	27	23	-15%	9	4	-56%	36	27	-25%	0%
GENERAL MOTORS	LUV PICK UP,ESTACAS, CREW CAB	9	2	-78%	16	24	50%	25	26	4%	0%
NISSAN	PLATINA	15	9	-40%	44	17	-61%	59	26	-56%	0%
VOLKSWAGEN	CADDY	28	20	-29%	5	6	20%	33	26	-21%	0%
BMW	X4	18	24	33%	4	1	-75%	22	25	14%	0%
FORD	EXPEDITION	21	13	-38%	18	12	-33%	39	25	-36%	0%
FORD	TRANSIT CARGA	21	23	10%	9	2	-78%	30	25	-17%	0%
BMW	SERIE 4	14	22	57%	7	2	-71%	21	24	14%	0%
BMW	X6	19	24	26%	2		-100%	21	24	14%	0%
CHRYSLER	RAM PASAJEROS	7	21	200%	5	3	-40%	12	24	100%	0%
GENERAL MOTORS	C-30,C35,C36,C3500, CHASIS ESTACAS	19	12	-37%	15	12	-20%	34	24	-29%	0%
SEAT	ATECA	26	21	-19%	1	3	200%	27	24	-11%	0%
TOYOTA	MATRIX	2	13	550%	1	11	1000%	3	24	700%	0%
CHRYSLER	JEEP RENEGADE	18	19	6%	6	4	-33%	24	23	-4%	0%
ESPECIALES	VEHICULOS INDUSTRIALES,AGRICOLAS, CONTRATISTAS	23	15	-35%	7	8	14%	30	23	-23%	0%
GENERAL MOTORS	C-20,MAXICAB, R 25,C250 PICK UP	10	5	-50%	7	18	157%	17	23	35%	0%
GENERAL MOTORS	OPTRA	8	11	38%	19	12	-37%	27	23	-15%	0%
VOLKSWAGEN	4 X 2 CAJA SECA	9	19	111%	5	4	-20%	14	23	64%	0%
VOLKSWAGEN	CRAFTER VAN	24	16	-33%	4	7	75%	28	23	-18%	0%
VOLKSWAGEN	TRANSPORTER PASAJEROS	16	16	0%	9	7	-22%	25	23	-8%	0%
BUICK	ENCORE	18	17	-6%	8	5	-38%	26	22	-15%	0%
CHRYSLER	STRATUS Y BREEZE	3	6	100%	23	16	-30%	26	22	-15%	0%
FORD	WINDSTAR	2	4	100%	16	18	13%	18	22	22%	0%
GENERAL MOTORS	CAMARO	25	14	-44%	8	8	0%	33	22	-33%	0%
PEUGEOT	3008	10	19	90%	6	3	-50%	16	22	38%	0%
SEMIRREMOLQUES	CAJA ENCORTINADA	13	19	46%	3	3	0%	16	22	38%	0%
AUDI	Q2	9	17	89%	3	4	33%	12	21	75%	0%
CHRYSLER	ATOS	7	8	14%	23	13	-43%	30	21	-30%	0%
CHRYSLER	D-350, RAM 3500,4000 PLATAFORMA	6	18	200%	1	3	200%	7	21	200%	0%
SEMIRREMOLQUES	LEGALIZADO	4	20	400%	1	1	0%	5	21	320%	0%
AUDI	Q7	23	17	-26%	9	3	-67%	32	20	-38%	0%
BUICK	ENCLAVE	11	10	-9%	11	10	-9%	22	20	-9%	0%
CHRYSLER	I 10	18	13	-28%	18	7	-61%	36	20	-44%	0%
FORD	RANGER ESTACAS	16	14	-13%	5	6	20%	21	20	-5%	0%
GENERAL MOTORS	CARRIOL, EXPRESS CARGO VAN	9	7	-22%	13	13	0%	22	20	-9%	0%
GENERAL MOTORS	MATIZ G2	7	11	57%	11	9	-18%	18	20	11%	0%
HYUNDAI	SANTA FE	25	20	-20%	6		-100%	31	20	-35%	0%
MAZDA	5	12	15	25%	3	5	67%	15	20	33%	0%
PORSCHE	CAYENNE	27	14	-48%	9	6	-33%	36	20	-44%	0%
CHRYSLER	DAKOTA PICK UP	5	8	60%	6	11	83%	11	19	73%	0%
CHRYSLER	JEEP GLADIADOR	22	18	-18%	1	1	0%	23	19	-17%	0%
DINA	6 X 2, 6 X 4 TRACTOCAMION	17	15	-12%	4	4	0%	21	19	-10%	0%
LAND ROVER	RANGE ROVER	36	17	-53%	4	2	-50%	40	19	-53%	0%
MERCEDES BENZ	MERCEDES BENZ	19	17	-11%		2	100%	19	19	0%	0%
NISSAN	NOTE	18	12	-33%	10	7	-30%	28	19	-32%	0%
NISSAN	TSUBAME	2	4	100%	20	15	-25%	22	19	-14%	0%
PEUGEOT	207	13	15	15%	11	4	-64%	24	19	-21%	0%
VOLKSWAGEN	UP	10	14	40%	6	5	-17%	16	19	19%	0%
BMW	1001-2000	12	17	42%	11	1	-91%	23	18	-22%	0%
FORD	COURIER PICK UP	9	8	-11%	9	10	11%	18	18	0%	0%
GENERAL MOTORS	CORSA	19	6	-68%	17	12	-29%	36	18	-50%	0%
ISUZU	ELF 450	12	16	33%	3	2	-33%	15	18	20%	0%
FIAT	500	10	7	-30%	7	10	43%	17	17	0%	0%
KIA	OPTIMA	24	13	-46%	3	4	33%	27	17	-37%	0%
VOLKSWAGEN	CROSSFOX	12	14	17%	7	3	-57%	19	17	-11%	0%
BMW	SERIE M	10	14	40%	1	2	100%	11	16	45%	0%
CHRYSLER	300	8	11	38%	3	5	67%	11	16	45%	0%
CHRYSLER	CALIBER	4	7	75%	3	9	200%	7	16	129%	0%
FORD	BRONCO SPORT		14	100%		2	100%	0	16	100%	0%
GENERAL MOTORS	ASTRA	7	6	-14%	20	10	-50%	27	16	-41%	0%
GENERAL MOTORS	G-30,WAGON,CARGO VAN	16	8	-50%	12	8	-33%	28	16	-43%	0%
HYUNDAI	IX35	13	14	8%	3	2	-33%	16	16	0%	0%
JAC	SEI 2	14	9	-36%	1	7	600%	15	16	7%	0%
NISSAN	CABSTAR CAJA SECA ESTANDAR	14	11	-21%	6	5	-17%	20	16	-20%	0%
PEUGEOT	PARTNER TEPEE	21	9	-57%	10	7	-30%	31	16	-48%	0%
SUZUKI	SX4	8	8	0%	7	8	14%	15	16	7%	0%
VOLKSWAGEN	DELIVERY	1	14	1300%		2	100%	1	16	1500%	0%
CHRYSLER	VISION	12	9	-25%	4	6	50%	16	15	-6%	0%
RENAULT	CLIO	7	5	-29%	11	10	-9%	18	15	-17%	0%

BMW	SERIE 2	23	10	-57%	2	4	100%	25	14	-44%	0%
CARABELA	111-250	5	5	0%	5	9	80%	10	14	40%	0%
CHRYSLER	CIRRUS	5	8	60%	2	6	200%	7	14	100%	0%
FIAT	PALIO	5	7	40%	6	7	17%	11	14	27%	0%
ITALIKA	251-650	5	5	0%	5	9	80%	10	14	40%	0%
JAC	SE1 3	14	13	-7%	2	1	-50%	16	14	-13%	0%
LEGALIZADO	TRACTOCAMION	4	10	150%	4	4	0%	8	14	75%	0%
MERCEDES BENZ	CLASE ML	14	10	-29%	7	4	-43%	21	14	-33%	0%
MG	ZS		12	100%		2	100%	0	14	100%	0%
MITSUBISHI	ENDEAVOR	3	6	100%	9	8	-11%	12	14	17%	0%
MITSUBISHI	MONTERO	5	5	0%	2	9	350%	7	14	100%	0%
NISSAN	MAXIMA	11	5	-55%	9	9	0%	20	14	-30%	0%
NISSAN	TITAN PICK UP	6	13	117%	4	1	-75%	10	14	40%	0%
RENAULT	KANGOO PASAJEROS	10	8	-20%	3	6	100%	13	14	8%	0%
AUDI	A6	13	10	-23%	2	3	50%	15	13	-13%	0%
BMW	SERIE 5	15	7	-53%	2	6	200%	17	13	-24%	0%
CAN AM	111-250	16	9	-44%	5	4	-20%	21	13	-38%	0%
CHRYSLER	AVENGER	7	5	-29%	7	8	14%	14	13	-7%	0%
CHRYSLER	CHARGER	2	6	200%	10	7	-30%	12	13	8%	0%
CHRYSLER	D-350, RAM 3500 QUAD CAB PICK UP	11	8	-27%	3	5	67%	14	13	-7%	0%
CHRYSLER	JEEP WRANGLER HIBRIDO		13	100%			100%	0	13	100%	0%
CHRYSLER	SHADOW	2		-100%	12	13	8%	14	13	-7%	0%
CHRYSLER	VERNA	3		-100%	6	13	117%	9	13	44%	0%
FORD	ESCORT	2	4	100%	24	9	-63%	26	13	-50%	0%
FREIGHTLINER	360	1	11	1000%		2	100%	1	13	1200%	0%
GENERAL MOTORS	TRAIL BLAZER	3	2	-33%	10	11	10%	13	13	0%	0%
KIA	SEDONA	11	7	-36%	14	6	-57%	25	13	-48%	0%
MERCEDES BENZ	CLASE A	24	11	-54%	3	2	-33%	27	13	-52%	0%
NISSAN	MURANO	13	7	-46%	5	6	20%	18	13	-28%	0%
NISSAN	NV 350	12	8	-33%	2	5	150%	14	13	-7%	0%
SUZUKI	S CROSS	13	9	-31%	3	4	33%	16	13	-19%	0%
VOLKSWAGEN	DERBY	3	5	67%	7	8	14%	10	13	30%	0%
VOLKSWAGEN	TERAMONT	10	11	10%	1	2	100%	11	13	18%	0%
VOLVO	XC60	20	9	-55%		4	100%	20	13	-35%	0%
AUDI	TT	7	11	57%	1	1	0%	8	12	50%	0%
DINAMO	111-250	3	7	133%	3	5	67%	6	12	100%	0%
GENERAL MOTORS	4 X 2 CAJA SECA	9	5	-44%	11	7	-36%	20	12	-40%	0%
ISUZU	ELF 200 CLASE 2	21	11	-48%	6	1	-83%	27	12	-56%	0%
LINCOLN	MKX	3	7	133%	6	5	-17%	9	12	33%	0%
MERCEDES BENZ	CLASE E	13	10	-23%	9	2	-78%	22	12	-45%	0%
NISSAN	JUKE	13	9	-31%	10	3	-70%	23	12	-48%	0%
PEUGEOT	206	3	3	0%	5	9	80%	8	12	50%	0%
RENAULT	KANGOO VAN	3	6	100%	5	6	20%	8	12	50%	0%
TVS	111-250	6	6	0%	7	6	-14%	13	12	-8%	0%
VELOCI MOTORS	111 250	3	7	133%	4	5	25%	7	12	71%	0%
VOLKSWAGEN	VOLKSWAGEN	8	8	0%	1	4	300%	9	12	33%	0%
ACURA	TLX	5	4	-20%		7	100%	5	11	120%	0%
BAJAJ	50-110		9	100%		2	100%	0	11	100%	0%
BMW	X2	15	11	-27%	3		-100%	18	11	-39%	0%
CAN AM	1001-2000		11	100%			100%	0	11	100%	0%
CHRYSLER	SPIRIT	4	1	-75%	21	10	-52%	25	11	-56%	0%
FREIGHTLINER	6 X 2 CAJA SECA		11	100%			100%	0	11	100%	0%
INFINITI	QX60	3	11	267%	2		-100%	5	11	120%	0%
ITALIKA	50-110	1	5	400%	2	6	200%	3	11	267%	0%
JAC	T6	4	8	100%		3	100%	4	11	175%	0%
KIA	NIRO HIBRIDO	7	10	43%	2	1	-50%	9	11	22%	0%
NISSAN	QUEST	3	3	0%	6	8	33%	9	11	22%	0%
SEMIREMOLQUES	TOLVA CEMENTERA	19	6	-68%	12	5	-58%	31	11	-65%	0%
TOYOTA	FJ CRUISER	12	10	-17%	3	1	-67%	15	11	-27%	0%
VOLVO	S40	5	6	20%	6	5	-17%	11	11	0%	0%
VOLVO	XC40	5	11	120%	1		-100%	6	11	83%	0%
YAMAHA	651-1000	1	8	700%	3	3	0%	4	11	175%	0%
AUDI	Q8	7	8	14%	1	2	100%	8	10	25%	0%
CAN AM	651-1000	7	7	0%	1	3	200%	8	10	25%	0%
CHRYSLER	CHALLENGER	10	4	-60%	3	6	100%	13	10	-23%	0%
CHRYSLER	D-350 ESTACAS, CHASIS CAB, RAM ESTACAS,	13	7	-46%	2	3	50%	15	10	-33%	0%
CHRYSLER	H 100 CARGA	3	2	-33%	3	8	167%	6	10	67%	0%
DINA	4 X 2 CAJA SECA	14	7	-50%	4	3	-25%	18	10	-44%	0%
GENERAL MOTORS	AVALANCHE	2	4	100%	6	6	0%	8	10	25%	0%
GENERAL MOTORS	VENTURE	3	1	-67%	7	9	29%	10	10	0%	0%
JAC	T8		10	100%			100%	0	10	100%	0%
MB MOTOS	111 250	3	3	0%	4	7	75%	7	10	43%	0%
MG	MG5		8	100%		2	100%	0	10	100%	0%
NISSAN	ICHI-VAN Y URVAN, SERVICIO PÚBLICO	3	8	167%	1	2	100%	4	10	150%	0%
POLARIS	251-650	8	5	-38%		5	100%	8	10	25%	0%
SEAT	TARRACO	4	7	75%		3	100%	4	10	150%	0%
SEMIREMOLQUES	TOLVA (ALIMENTOS, QUIMICOS)	2	9	350%	1	1	0%	3	10	233%	0%
SUBARU	FORESTER	2	9	350%	2	1	-50%	4	10	150%	0%
CHRYSLER	D-350, RAM 3500, 4000 CAJA CONTENEDOR	13	7	-46%	3	2	-33%	16	9	-44%	0%
CHRYSLER	NITRO	13	5	-62%	8	4	-50%	21	9	-57%	0%
CHRYSLER	RAM CHARGER	3	5	67%	7	4	-43%	10	9	-10%	0%
CHRYSLER	RAM QUAD CAB PICK UP CREW CAB	17	7	-59%	3	2	-33%	20	9	-55%	0%
FORD	ECONOLINE CARGO VAN	3	2	-33%	8	7	-13%	11	9	-18%	0%

GENERAL MOTORS	KODIAK 6 X 4 VOLTEO	6	6	0%	3	3	0%	9	9	0%	0%
HARLEY-DAVIDSON	1001-2000	5	5	0%	7	4	-43%	12	9	-25%	0%
HINO	500		9	100%			100%	0	9	100%	0%
INTERNATIONAL	4 X 2 CAJA SECA, CHASIS	4	7	75%		2	100%	4	9	125%	0%
ISUZU	FORWARD 1100	16	9	-44%	1		-100%	17	9	-47%	0%
KURAZAI	111-250	8	2	-75%	15	7	-53%	23	9	-61%	0%
LAND ROVER	EVOQUE	4	4	0%		5	100%	4	9	125%	0%
LINCOLN	CORSAIR		9	100%			100%	0	9	100%	0%
MERCEDES BENZ	SPRINTER CARGO VAN (416,415)	15	6	-60%	4	3	-25%	19	9	-53%	0%
NISSAN	INFINITI MODELOS ANTERIORES	12	8	-33%	2	1	-50%	14	9	-36%	0%
NISSAN	XTERRA	1	2	100%	5	7	40%	6	9	50%	0%
PEUGEOT	208	5	6	20%	4	3	-25%	9	9	0%	0%
PEUGEOT	LANDTREK	1	8	700%		1	100%	1	9	800%	0%
SEMIRREMOLQUES	OTRO TIPO DE SEMIRREMOLQUE	9	5	-44%	1	4	300%	10	9	-10%	0%
VOLKSWAGEN	6 X 2 CAJA SECA	5	8	60%	1	1	0%	6	9	50%	0%
ACURA	ILX	4	3	-25%	2	5	150%	6	8	33%	0%
CHRYSLER	D-250 PICK UP	7	6	-14%	9	2	-78%	16	8	-50%	0%
CHRYSLER	D-350, RAM3500,4000 VOLTEO	5	7	40%	3	1	-67%	8	8	0%	0%
CHRYSLER	PT CRUISER		2	100%	5	6	20%	5	8	60%	0%
FORD	EXPLORER PICK UP	11	6	-45%	1	2	100%	12	8	-33%	0%
FORD	THUNDERBIRD	13	7	-46%	4	1	-75%	17	8	-53%	0%
GENERAL MOTORS	UPLANDER	3	5	67%	4	3	-25%	7	8	14%	0%
HYUNDAI	STAREX	5	5	0%	3	3	0%	8	8	0%	0%
MERCEDES BENZ	AUTOBUS URBANO	8	8	0%			100%	8	8	0%	0%
MERCEDES BENZ	CLASE GL	3	6	100%	1	2	100%	4	8	100%	0%
MERCEDES BENZ	SPRINTER CARGO VAN (316, 315)	10	8	-20%	1		-100%	11	8	-27%	0%
PORSCHE	MACAN	8	7	-13%		1	100%	8	8	0%	0%
RENAULT	MEGANE	7	4	-43%	10	4	-60%	17	8	-53%	0%
SUZUKI	251-650	2	4	100%	7	4	-43%	9	8	-11%	0%
VOLKSWAGEN	SHARAN	2	2	0%	3	6	100%	5	8	60%	0%
BAIC	D20	4	5	25%	6	2	-67%	10	7	-30%	0%
CHRYSLER	D-100, H100 PICK UP	1	4	300%	11	3	-73%	12	7	-42%	0%
CHRYSLER	H100 PASAJEROS	3	2	-33%	3	5	67%	6	7	17%	0%
UCATI	111 250	5	4	-20%	1	3	200%	6	7	17%	0%
FIAT	DUCCATO	7	6	-14%	3	1	-67%	10	7	-30%	0%
FORD	FREESTAR	2	4	100%		3	100%	2	7	250%	0%
FREIGHTLINER	FL		5	100%		2	100%	0	7	100%	0%
GENERAL MOTORS	C-30,35,36,3500 CAJA SECA	16	4	-75%	10	3	-70%	26	7	-73%	0%
HONDA	251-650	9	2	-78%	2	5	150%	11	7	-36%	0%
HUMMER	H3	3	3	0%	4	4	0%	7	7	0%	0%
HYUNDAI	IONIQ HIBRIDO	4	6	50%	1	1	0%	5	7	40%	0%
ISUZU	FORWARD 800	4	7	75%			100%	4	7	75%	0%
LAND ROVER	RANGE ROVER SPORT	10	7	-30%	1		-100%	11	7	-36%	0%
LINCOLN	MARK LT PICK UP	6	5	-17%		2	100%	6	7	17%	0%
LINCOLN	MKC	6	3	-50%	2	4	100%	8	7	-13%	0%
LINCOLN	NAVIGATOR	9	4	-56%	1	3	200%	10	7	-30%	0%
MACK	MACK	9	7	-22%	2		-100%	11	7	-36%	0%
MERCEDES BENZ	SMART	5	5	0%	3	2	-33%	8	7	-13%	0%
NISSAN	LUCINO	2		-100%	9	7	-22%	11	7	-36%	0%
OTRA	50-110		4	100%		3	100%	0	7	100%	0%
SCANIA	SCANIA	3	6	100%		1	100%	3	7	133%	0%
SEAT	CUPRA	1	5	400%		2	100%	1	7	600%	0%
VENTO	251-650		2	100%		5	100%	0	7	100%	0%
VOLKSWAGEN	CRAFTER PASAJEROS	2	7	250%			100%	2	7	250%	0%
VOLKSWAGEN	EUROVAN PASAJEROS	4	5	25%	3	2	-33%	7	7	0%	0%
VOLKSWAGEN	TOUAREG	15	6	-60%	6	1	-83%	21	7	-67%	0%
AUDI	S4	2	6	200%			100%	2	6	200%	0%
BENELLI	111-250		3	100%	5	3	-40%	5	6	20%	0%
CHRYSLER	JEEP WAGONEER		3	100%	2	3	50%	2	6	200%	0%
DINA	6 X 4 VOLTEO	8	2	-75%	6	4	-33%	14	6	-57%	0%
UCATI	651-1000	10	4	-60%	1	2	100%	11	6	-45%	0%
FIAT	ARGO		4	100%		2	100%	0	6	100%	0%
FORD	F-350,450,550 CAJA MUDANCERA		5	100%		1	100%	0	6	100%	0%
GENERAL MOTORS	CAVALIER MODELO 94 Y ANTERIORES		1	100%	3	5	67%	3	6	100%	0%
GENERAL MOTORS	CORVETTE	5	5	0%		1	100%	5	6	20%	0%
HONDA	INSIGHT	3		-100%	3	6	100%	6	6	0%	0%
HUSQVARNA	251-650	1	4	300%		2	100%	1	6	500%	0%
ISUZU	ELF 600		6	100%			100%	0	6	100%	0%
JAC	HFC	5	6	20%	7		-100%	12	6	-50%	0%
JAC	SEI 4	1	4	300%		2	100%	1	6	500%	0%
LINCOLN	MKZ	8	5	-38%	3	1	-67%	11	6	-45%	0%
MERCEDES BENZ	CLASE GLK	7	6	-14%	2		-100%	9	6	-33%	0%
NISSAN	ASX	5	6	20%	1		-100%	6	6	0%	0%
PEUGEOT	2008	2	4	100%		2	100%	2	6	200%	0%
PEUGEOT	PARTNER PACK FURGON	3	4	33%		2	100%	3	6	100%	0%
PORSCHE	911	5	3	-40%	1	3	200%	6	6	0%	0%
SEAT	CORDOBA	4	1	-75%	7	5	-29%	11	6	-45%	0%
SUBARU	OUTBACK	4	4	0%		2	100%	4	6	50%	0%
SUZUKI	651-1000	3	1	-67%	3	5	67%	6	6	0%	0%
SUZUKI	JIMNY		6	100%			100%	0	6	100%	0%
VOLVO	S60	8	5	-38%	2	1	-50%	10	6	-40%	0%
YAMAHA	1001-2000	6	4	-33%	6	2	-67%	12	6	-50%	0%
AUDI	S3	8	5	-38%	1		-100%	9	5	-44%	0%
BMW	SERIE 6		4	100%		1	100%	0	5	100%	0%
BUICK	REGAL	1	1	0%	2	4	100%	3	5	67%	0%

CHRYSLER	200	6	3	-50%	3	2	-33%	9	5	-44%	0%
CHRYSLER	D-350, RAM 3500, 4000 CAJA MUDANCERA	3	5	67%			100%	3	5	67%	0%
FORD	MONDEO		2	100%	3	3	0%	3	5	67%	0%
GENERAL MOTORS	G3	4	1	-75%	12	4	-67%	16	5	-69%	0%
GENERAL MOTORS	GMC	7	1	-86%	3	4	33%	10	5	-50%	0%
GENERAL MOTORS	MERIVA	3	1	-67%	4	4	0%	7	5	-29%	0%
GENERAL MOTORS	SONORA	1	2	100%	3	3	0%	4	5	25%	0%
HONDA	651-1000	1		-100%	3	5	67%	4	5	25%	0%
INFINITI	QX50	3	4	33%	1	1	0%	4	5	25%	0%
INTERNATIONAL	AUTOBUS URBANO		4	100%	1	1	0%	1	5	400%	0%
JAGUAR	F PACE	4	4	0%		1	100%	4	5	25%	0%
JAGUAR	XE	7	4	-43%		1	100%	7	5	-29%	0%
KAWASAKI	111-250	3	5	67%	1		-100%	4	5	25%	0%
KEEWAY	111 250	2	1	-50%	5	4	-20%	7	5	-29%	0%
LAND ROVER	LR		4	100%	2	1	-50%	2	5	150%	0%
MERCEDES BENZ	CLASE B	5	4	-20%	1	1	0%	6	5	-17%	0%
MERCEDES BENZ	CLASE GLS	7	4	-43%	2	1	-50%	9	5	-44%	0%
MERCEDES BENZ	SPRINTER SERVICIO PUBLICO	4	4	0%	2	1	-50%	6	5	-17%	0%
MERCEDES BENZ Y FREIGHLINER	6 X 4 VOLTEO	5	5	0%			100%	5	5	0%	0%
OTRA	OTROS	18	4	-78%	65	1	-98%	83	5	-94%	0%
PEUGEOT	307	2	2	0%	7	3	-57%	9	5	-44%	0%
PEUGEOT	RIFTER	3	3	0%		2	100%	3	5	67%	0%
RENAULT	SCALA	5	4	-20%	3	1	-67%	8	5	-38%	0%
SEMIREMOLQUES	CAJA REFREQUERA	1	5	400%			100%	1	5	400%	0%
STERLING	6 X 2 CAJA SECA	4	5	25%			100%	4	5	25%	0%
SUBARU	IMPRESA		2	100%	2	3	50%	2	5	150%	0%
TOYOTA	HIACE SERVICIO PÚBLICO	4	4	0%	13	1	-92%	17	5	-71%	0%
TOYOTA	SEQUOIA	7	3	-57%	1	2	100%	8	5	-38%	0%
VOLKSWAGEN	COMBI	2	1	-50%	4	4	0%	6	5	-17%	0%
VOLKSWAGEN	EUROVAN PANEL	6	3	-50%	3	2	-33%	9	5	-44%	0%
VOLKSWAGEN	GOLF MODELO 92 Y ANTERIORES	5	1	-80%	8	4	-50%	13	5	-62%	0%
VOLKSWAGEN	LUPO	4	4	0%	4	1	-75%	8	5	-38%	0%
AUDI	A7	4	2	-50%		2	100%	4	4	0%	0%
AUDI	S6		4	100%	1		-100%	1	4	300%	0%
BAIC	X35	1	4	300%			100%	1	4	300%	0%
BUICK	ENVISION	5	3	-40%	1	1	0%	6	4	-33%	0%
CHRYSLER	CORDOBA, MONACO, LE BARON			100%	4	4	0%	4	4	0%	0%
CHRYSLER	H100 CAJA SECA		2	100%		2	100%	0	4	100%	0%
CHRYSLER	JEEP COMMANDER	3	4	33%	2		-100%	5	4	-20%	0%
CHRYSLER	PACIFICA	3	2	-33%	1	2	100%	4	4	0%	0%
FAMSA	CABINA 6 X 4 3 EJES	4	3	-25%	3	1	-67%	7	4	-43%	0%
GENERAL MOTORS	C-30, 35, 36, 3500 CAJA REFRIGERADA	1	3	200%	2	1	-50%	3	4	33%	0%
GENERAL MOTORS	CANYON PICK UP	3	3	0%		1	100%	3	4	33%	0%
GENERAL MOTORS	G6	3	1	-67%	3	3	0%	6	4	-33%	0%
GENERAL MOTORS	HHR	3		-100%	3	4	33%	6	4	-33%	0%
GENERAL MOTORS	MONTANA	1	2	100%		2	100%	1	4	300%	0%
GENERAL MOTORS	P-30, P-31, CARGO VANETTE	2	3	50%	1	1	0%	3	4	33%	0%
HARLEY-DAVIDSON	111-250	3	3	0%	2	1	-50%	5	4	-20%	0%
HONDA	1001-2000	3	2	-33%	2	2	0%	5	4	-20%	0%
INFINITI	QX80	4	2	-50%	1	2	100%	5	4	-20%	0%
INTERNATIONAL	6 X 2 CAJA SECA, CHASIS		3	100%		1	100%	0	4	100%	0%
ISUZU	4 X 2 CAJA SECA	4	3	-25%		1	100%	4	4	0%	0%
KAWASAKI	651-1000	1	3	200%		1	100%	1	4	300%	0%
LAND ROVER	DISCOVERY	11	4	-64%			100%	11	4	-64%	0%
MERCEDES BENZ	SPRINTER CARGO VAN 516		4	100%			100%	0	4	100%	0%
MERCURY	MOUNTAINEER	1		-100%		4	100%	1	4	300%	0%
NISSAN	DATSUN			100%	1	4	300%	1	4	300%	0%
PEUGEOT	308	1	3	200%	2	1	-50%	3	4	33%	0%
PORSCHE	PANAMERA	1	3	200%		1	100%	1	4	300%	0%
QLINK	111-250	5		-100%	1	4	300%	6	4	-33%	0%
RENAULT	KANGOO CARGA	5	2	-60%	6	2	-67%	11	4	-64%	0%
ROVER	MG	1	3	200%		1	100%	1	4	300%	0%
SEMIREMOLQUES	PLATAFORMA SEMI BAJA	7	4	-43%	2		-100%	9	4	-56%	0%
TOYOTA	SOLARA		3	100%		1	100%	0	4	100%	0%
VOLKSWAGEN	DELIVERY CLASE 2	7	4	-43%	1		-100%	8	4	-50%	0%
VOLVO	C30	2		-100%	2	4	100%	4	4	0%	0%
VOLVO	XC90	8	2	-75%	5	2	-60%	13	4	-69%	0%
ACURA	TSX	2	1	-50%	1	2	100%	3	3	0%	0%
ALFA ROMEO	GIULIETTA		2	100%		1	100%	0	3	100%	0%
BAIC	X25	3	2	-33%	1	1	0%	4	3	-25%	0%
BAIC	X30		3	100%			100%	0	3	100%	0%
BENELLI	251-650	1	1	0%		2	100%	1	3	200%	0%
BMW	SERIE 7		3	100%			100%	0	3	100%	0%
BUICK	LACROSSE	4	1	-75%		2	100%	4	3	-25%	0%
BUICK	VERANO	1	3	200%	2		-100%	3	3	0%	0%
CADILLAC	STS Y CTS	2	1	-50%	6	2	-67%	8	3	-63%	0%
CADILLAC	XT5	2	3	50%	2		-100%	4	3	-25%	0%
CHRYSLER	D-350, RAM 3500, 4000 CAJA REFRIGERADA		3	100%			100%	0	3	100%	0%
CHRYSLER	DART	2	1	-50%	1	2	100%	3	3	0%	0%
CHRYSLER	RAM VAN, MAXI VAN			100%	5	3	-40%	5	3	-40%	0%
FIAT	DUCATO CAJA SECA VAN			100%	1	3	200%	1	3	200%	0%
FIAT	PALIO ADVENTURE	1	2	100%	1	1	0%	2	3	50%	0%



FORD	AEROSTAR		1	100%		1	2	100%		1	3	200%	0%
FORD	ECONOLINE SERVICIO PÚBLICO		1	100%			2	100%		0	3	100%	0%
FORD	F-350,450,550 CAJA GRUA		1	100%			1	100%		1	3	200%	0%
FORD	GRAND MARQUIS, MOD. (1999 Y ANT) LTD GALAXIE			1	100%		4	2	-50%	4	3	-25%	0%
FORD	KA		1	-100%		5	3	-40%		6	3	-50%	0%
GENERAL MOTORS	G5		3	-67%		4	2	-50%		7	3	-57%	0%
GENERAL MOTORS	KODIAK 6 X 2 TANQUE		2	50%				100%		2	3	50%	0%
HARLEY-DAVIDSON	651-1000		4	-50%		2	1	-50%		6	3	-50%	0%
HONDA	50-110		1	0%		6	2	-67%		7	3	-57%	0%
HONDA	ELEMENT		2	-100%		1	3	200%		3	3	0%	0%
HONDA	RID LINE PICK UP		5	-40%				100%		5	3	-40%	0%
HUSQVARNA	111-250		2	0%			1	100%		2	3	50%	0%
HYUNDAI	HYUNDAI		1	3	200%			100%		1	3	200%	0%
INFINITI	JX		4	2	-50%		2	1	-50%	6	3	-50%	0%
INFINITI	Q50		3	2	-33%			100%		3	3	0%	0%
INTERNATIONAL	4 X 2 CAJA REDILAS, CHASIS		1	2	100%		2	1	-50%	3	3	0%	0%
INTERNATIONAL	CITYSTAR		2	3	50%			100%		2	3	50%	0%
ITALIKA	651 1000			2	100%		1	1	0%	1	3	200%	0%
JAC	SEI 7		2	3	50%			100%		2	3	50%	0%
JAGUAR	E PACE		13	3	-77%			100%		13	3	-77%	0%
KAWASAKI	1001-2000			3	100%		1		-100%	1	3	200%	0%
KAWASAKI	251-650		2	2	0%		1	1	0%	3	3	0%	0%
KIA	STINGER		6	3	-50%		1		-100%	7	3	-57%	0%
LINCOLN	AVIATOR		1	3	200%		3		-100%	4	3	-25%	0%
MAN	CABINA XL 6 X 4		2	2	0%			100%		2	3	50%	0%
MERCEDES BENZ	CLASE G		9	3	-67%			100%		9	3	-67%	0%
MERCEDES BENZ	CLASE SLK			1	100%			2	100%	0	3	100%	0%
MERCEDES BENZ	SPRINTER CAJA SECA (316,315)		2	3	50%		2		-100%	4	3	-25%	0%
MERCEDES BENZ	VITO CARGO VAN			3	100%			100%		0	3	100%	0%
MERCURY	MARINER		1	2	100%			1	100%	1	3	200%	0%
MERCURY	SABLE		3	2	-33%		2	1	-50%	5	3	-40%	0%
MG	HS			3	100%			100%		0	3	100%	0%
NISSAN	300ZX			1	100%			2	100%	0	3	100%	0%
NISSAN	370Z		4	2	-50%			1	100%	4	3	-25%	0%
NISSAN	ALMERA			1	100%		2	2	0%	2	3	50%	0%
OTRA	111- 250		4	1	-75%		8	2	-75%	12	3	-75%	0%
PEUGEOT	407			1	100%			2	100%	0	3	100%	0%
POLARIS	111-250		7	1	-86%		1	2	100%	8	3	-63%	0%
RENAULT	SAFRANE		2	1	-50%			2	100%	2	3	50%	0%
RENAULT	SCENIC		1	2	100%		2	1	-50%	3	3	0%	0%
RENAULT	TRAFIC CARGA		1	2	100%			1	100%	1	3	200%	0%
RENAULT	TRAFIC PASAJEROS		2	3	50%		1		-100%	3	3	0%	0%
SEAT	ALTEA		5		-100%		2	3	50%	7	3	-57%	0%
STERLING	STERLING		7	3	-57%		1		-100%	8	3	-63%	0%
SUBARU	XV		1	2	100%		1	1	0%	2	3	50%	0%
TANK	111-250		1	1	0%		4	2	-50%	5	3	-40%	0%
TORINO	111 250		1		-100%			3	100%	1	3	200%	0%
TOYOTA	4 RUNNER		2	2	0%		1	1	0%	3	3	0%	0%
TOYOTA	SUPRA		2	3	50%			100%		2	3	50%	0%
TRIUMPH	1001-2000			2	100%			1	100%	0	3	100%	0%
VOLKSWAGEN	BORA SPORTWAGEN		1	1	0%		3	2	-33%	4	3	-25%	0%
VOLKSWAGEN	POINTER PICK UP		1	2	100%		5	1	-80%	6	3	-50%	0%
ACURA	TL		1	1	0%		3	1	-67%	4	2	-50%	0%
ALFA ROMEO	147			1	100%			1	100%	0	2	100%	0%
AUDI	E TRON			2	100%			100%		0	2	100%	0%
AUDI	R8		4	1	-75%			1	100%	4	2	-50%	0%
AUDI	RS3		1	2	100%			100%		1	2	100%	0%
BMW	I8 HIBRIDO			2	100%			100%		0	2	100%	0%
BMW	IX ELECTRICO			2	100%			100%		0	2	100%	0%
BMW	SERIE 5 HIBRIDO		1	2	100%			100%		1	2	100%	0%
CADILLAC	ATS		3	2	-33%		2		-100%	5	2	-60%	0%
CADILLAC	ESCALADE PICK UP		1	2	100%			100%		1	2	100%	0%
CARABELA E ISLO													
ITALIKA MB MOTOS	111 250				100%		1	2	100%	1	2	100%	0%
CHRYSLER	ASPEN			1	100%			1	100%	0	2	100%	0%
CHRYSLER	CONCORDE			1	100%		1	1	0%	1	2	100%	0%
CHRYSLER	H100 ESTACAS /D-100 ESTACAS				100%		2	2	0%	2	2	0%	0%
CHRYSLER	INTREPID		3	1	-67%		2	1	-50%	5	2	-60%	0%
CHRYSLER	RAM PASAJEROS		3	2	-33%		1		-100%	4	2	-50%	0%
CHRYSLER	RAM RUNNER, SRT PICK UP			1	100%			1	100%	0	2	100%	0%
CHRYSLER	RAM VAN, H100 VAN			1	100%		2	1	-50%	2	2	0%	0%
DACHANGJIANG													
MOTORCYCLES	111 250				100%			2	100%	0	2	100%	0%
DINA	4 X 2 CAJA REDILAS		2	2	0%			100%		2	2	0%	0%
DINA	D-3000,3200,3130 ESTACAS		1	1	0%			1	100%	1	2	100%	0%
DUCATI	1001-2000		5	2	-60%		2		-100%	7	2	-71%	0%
DUCATI	251 650			2	100%			100%		0	2	100%	0%
FIAT	IDEA		2	1	-50%		2	1	-50%	4	2	-50%	0%
FIAT	PICK-UP STRADA ADVENTURE		2	1	-50%			1	100%	2	2	0%	0%
FORD	CLUB WAGON PASAJEROS			1	100%			1	100%	0	2	100%	0%
FORD	F-350,450,550 VOLTEO		1	1	0%			1	100%	1	2	100%	0%
FOTON	AUMARK 6000			2	100%			100%		0	2	100%	0%
GENERAL MOTORS	AUTOBUS URBANO		2	2	0%		1		-100%	3	2	-33%	0%
GENERAL MOTORS	AVALANCHE PICK UP				100%		1	2	100%	1	2	100%	0%



GENERAL MOTORS	CUTLASS			100%	4	2	-50%	4	2	-50%	0%			
GENERAL MOTORS	EPICA		1	100%		1	100%		0	2	100%	0%		
GENERAL MOTORS	EXPRESS, WAGON SERVICIO PÚBLICO		1	-100%		2	100%		1	2	100%	0%		
GENERAL MOTORS	IMPALA		1	-100%		1	2	100%		2	2	0%	0%	
GENERAL MOTORS	SUNFIRE			100%		6	2	-67%		6	2	-67%	0%	
GENERAL MOTORS	TORNADO CARGO VAN			100%			1	100%		0	2	100%	0%	
HERCULES	111 250			100%			2	100%		0	2	100%	0%	
HINO	CAJA REFRIGERADA		2	2	0%		1	-100%		3	2	-33%	0%	
HYUNDAI	H200		4	1	-75%		3	1	-67%		7	2	-71%	0%
HYUNDAI	VELOSTER				100%		2	100%		0	2	100%	0%	
INFINITI	Q60				100%		2	100%		0	2	100%	0%	
INFINITI	QX30			1	100%		1	1	0%		1	2	100%	0%
INFINITI	QX70		1	1	0%		1	1	0%		2	2	0%	0%
ISLO	111-250		34		-100%		73	2	-97%		107	2	-98%	0%
JAC	X200		1	2	100%				100%		1	2	100%	0%
JAGUAR	F TYPE			2	100%		1		-100%		1	2	100%	0%
JAGUAR	XF			1	100%			1	100%		0	2	100%	0%
KENWORTH	6 X 2 PLATAFORMA			2	100%				100%		0	2	100%	0%
LAND ROVER	DEFENDER		3	2	-33%				100%		3	2	-33%	0%
LAND ROVER	FREELANDER				100%		2		100%		0	2	100%	0%
LAND ROVER	RANGE ROVER EVOQUE HIBRIDO			2	100%				100%		0	2	100%	0%
LAND ROVER	VELAR			2	100%				100%		0	2	100%	0%
LEGALIZADO	111 250			2	100%				100%		0	2	100%	0%
LEGALIZADO	COMERCIALES		1		-100%		2	2	0%		3	2	-33%	0%
LINCOLN	CONTINENTAL			1	100%		2	1	-50%		2	2	0%	0%
LINCOLN	MARK VIII		2	2	0%		1		-100%		3	2	-33%	0%
MERCEDES BENZ	AUTOBUSES FORANEOS		1	1	0%		1	1	0%		2	2	0%	0%
MERCEDES BENZ	CLASE CL		2	1	-50%			1	100%		2	2	0%	0%
MERCEDES BENZ	SPRINTER PICK UPS			1	100%			1	100%		0	2	100%	0%
MERCEDES BENZ	VIANO			2	100%				100%		0	2	100%	0%
MINIBUS	ECLIPSE		7	1	-86%		1	1	0%		8	2	-75%	0%
MITSUBISHI	ECLIPSE CROSS		4	2	-50%		1		-100%		5	2	-60%	0%
MITSUBISHI	GALANT				100%		1	2	100%		1	2	100%	0%
NISSAN	APRIO		4	2	-50%		9		-100%		13	2	-85%	0%
NISSAN	CABSTAR CAJA REFRIGERADA			1	100%			1	100%		0	2	100%	0%
NISSAN	MICRA		1		-100%			2	100%		1	2	100%	0%
OTRA	251-650			2	100%		1		-100%		1	2	100%	0%
PEUGEOT	MANAGER CARGO VAN		1	2	100%		1		-100%		2	2	0%	0%
PEUGEOT	MANAGER PASAJEROS		3	1	-67%			1	100%		3	2	-33%	0%
PEUGEOT	PARTNER FURGON PLATERAL		5	1	-80%		2	1	-50%		7	2	-71%	0%
POLARIS	1001-2000		2	2	0%				100%		2	2	0%	0%
PORSCHE	718			2	100%				100%		0	2	100%	0%
PORSCHE	BOXSTER		4	2	-50%		1		-100%		5	2	-60%	0%
SCANIA	AUTOBUS FORANEOS			1	100%			1	100%		0	2	100%	0%
SEMI-REMOLQUES	VEHICULOS		2	2	0%				100%		2	2	0%	0%
STERLING	4 X 2 CAJA SECA			2	100%				100%		0	2	100%	0%
SUBARU	B9 TRIBECA		5	1	-80%		1	1	0%		6	2	-67%	0%
SUZUKI	50-110		2	1	-50%		1	1	0%		3	2	-33%	0%
SUZUKI	KIZASHI		2	1	-50%		1	1	0%		3	2	-33%	0%
TOYOTA	RAV4 HIBRIDO		1	1	0%			1	100%		1	2	100%	0%
TRECK MOTORS	111 250			1	100%			1	100%		0	2	100%	0%
TRIUMPH	651-1000			2	100%				100%		0	2	100%	0%
TURISTA	AUTOBUS		3	1	-67%			1	100%		3	2	-33%	0%
TURISTAS	AUTOMOVILES				100%			2	100%		0	2	100%	0%
VOLKSWAGEN	4 X 2 CAJA REDILAS		2	2	0%				100%		2	2	0%	0%
VOLKSWAGEN	ATLANTIC				100%		2	2	0%		2	2	0%	0%
VOLKSWAGEN	CARIBE, BRASILIA, SAFARI		1		-100%		3	2	-33%		4	2	-50%	0%
VOLKSWAGEN	CRAFTER CAJA SECA		2	2	0%				100%		2	2	0%	0%
VOLKSWAGEN	CROSSGOLF		4	1	-75%		1	1	0%		5	2	-60%	0%
VOLKSWAGEN	DELIVERY CLASE 3		2	2	0%				100%		2	2	0%	0%
VOLKSWAGEN	GOLF MODELO 92 AL 99		1	1	0%		7	1	-86%		8	2	-75%	0%
VOLKSWAGEN	ROUTAN		1		-100%		1	2	100%		2	2	0%	0%
VOLKSWAGEN	SPORTVAN		1		-100%		1	2	100%		2	2	0%	0%
VOLVO	4 X 2 CAJA SECA		2	2	0%				100%		2	2	0%	0%
ZHEJANG TAIZHOU														
VENTO	111 250			1	100%			1	100%		0	2	100%	0%
ACURA	RL			1	100%				100%		0	1	100%	0%
ALESSIA CARABELA	111 250		5	1	-80%		5		-100%		10	1	-90%	0%
ALFA ROMEO	MITO		1		-100%			1	100%		1	1	0%	0%
AUDI	RS7		2		-100%			1	100%		2	1	-50%	0%
AUDI	S8			1	100%				100%		0	1	100%	0%
BAIC	BJ20		1	1	0%				100%		1	1	0%	0%
BAIC	BJ40		3	1	-67%				100%		3	1	-67%	0%
BAIC	M50				100%			1	100%		0	1	100%	0%
BMW	I3S HIBRIDO			1	100%				100%		0	1	100%	0%
BMW	SERIE 3 HIBRIDO		8	1	-88%		3		-100%		11	1	-91%	0%
BMW	SERIE 8		1	1	0%				100%		1	1	0%	0%
BRP	251 650		1	1	0%		1		-100%		2	1	-50%	0%
BRP	651 1000			1	100%				100%		0	1	100%	0%
BUICK	CENTURY				100%		2	1	-50%		2	1	-50%	0%
CADILLAC	SRX		5		-100%		6	1	-83%		11	1	-91%	0%
CADILLAC	XT4		1	1	0%				100%		1	1	0%	0%
CAN AM	251-650		5	1	-80%		3		-100%		8	1	-88%	0%
CBO	1000-1500		1	1	0%				100%		1	1	0%	0%

CBO	AUTOBUS FORANEO		1	100%			100%	0	1	100%	0%
CBO	VAN	1		-100%		1	100%	1	1	0%	0%
CF MOTO	111 250		1	100%			100%	0	1	100%	0%
CHONGQING GUANGYU	111 250		1	100%			100%	0	1	100%	0%
CHRYSLER	4 X 2 CAJA SECA			100%		1	100%	0	1	100%	0%
CHRYSLER	CARRYALL		1	100%			100%	0	1	100%	0%
CHRYSLER	D-350, RAM 3500, 4000 TANQUE	3	1	-67%			100%	3	1	-67%	0%
CHRYSLER	JEEP J-364		1	100%	1		-100%	1	1	0%	0%
CHRYSLER	MAGNUM			100%		1	100%	0	1	100%	0%
CHRYSLER	RAM SERVICIO PÚBLICO		1	100%			100%	0	1	100%	0%
DINA	4 X 2 PLATAFORMA		1	100%		3	-100%	3	1	-67%	0%
DINA	4 X 2 VOLTEO		1	100%			100%	0	1	100%	0%
DINA	AUTOBUS FORANEO		1	100%			100%	0	1	100%	0%
DINA	MICROBUS URBANOS	1	1	0%		3	-100%	4	1	-75%	0%
DINAMO	251 650			100%		1	100%	0	1	100%	0%
DINAMO	50-110			100%		2	-50%	2	1	-50%	0%
FAW	GF250		1	100%			100%	0	1	100%	0%
FAW	PICK UP			100%		1	100%	0	1	100%	0%
FERRARI	MODENA			100%		1	100%	0	1	100%	0%
FIAT	DUCATO SERVICIO PÚBLICO	1	1	0%			100%	1	1	0%	0%
FIAT	LINEA			100%	1	1	0%	1	1	0%	0%
FIAT	PANDA			100%		1	100%	0	1	100%	0%
FORD	B 100		1	100%			100%	0	1	100%	0%
FORD	EXCURSION		1	100%			100%	0	1	100%	0%
FORD	F-350, 450, 550 PLATAFORMA	2	1	-50%			100%	2	1	-50%	0%
FORD	FIVE HUNDRED	1		-100%	1	1	0%	2	1	-50%	0%
FORD	FUSION HIBRIDO		1	100%			100%	0	1	100%	0%
FORD	HARLEY DAVIDSON PICK UP		1	100%		2	-100%	2	1	-50%	0%
FORD	INTERCEPTOR	1	1	0%			100%	1	1	0%	0%
FORD	MUSTANG HASTA 84			100%		1	100%	0	1	100%	0%
FORD	PINTO, MAVERICK, FAIRMONT, TOPAZ			100%		1	100%	0	1	100%	0%
FORD	TAURUS	1		-100%		1	100%	1	1	0%	0%
FOTON	AUMARK		1	100%			100%	0	1	100%	0%
FOTON	AUMARK 3000	1	1	0%			100%	1	1	0%	0%
FOTON	AUMARK 4000			100%		1	100%	0	1	100%	0%
FOTON	AUTOBUSES URBANOS	1	1	0%			100%	1	1	0%	0%
FOTON	FOTON	3	1	-67%	1		-100%	4	1	-75%	0%
GENERAL MOTORS	4 X 2 CAJA REDILAS		1	100%			100%	0	1	100%	0%
GENERAL MOTORS	AZTEK		1	100%		2	-100%	2	1	-50%	0%
GENERAL MOTORS	BOLT EV		1	100%		1	-100%	1	1	0%	0%
GENERAL MOTORS	C-30, 35, 36, 3500 CAJA CONTENEDOR	2	1	-50%			100%	2	1	-50%	0%
GENERAL MOTORS	C-30, 35, 36, 3500 CAJA MUDANCERA		1	100%			100%	0	1	100%	0%
GENERAL MOTORS	C-30, 35, 36, 3500 VOLTEO			100%		1	100%	0	1	100%	0%
GENERAL MOTORS	EIGHTY EIGHT		1	100%			100%	0	1	100%	0%
GENERAL MOTORS	GRAN PRIX			100%		1	100%	0	1	100%	0%
GENERAL MOTORS	KODIAK 6 X 2 VOLTEO	2	1	-50%			100%	2	1	-50%	0%
GENERAL MOTORS	LUMINA			100%		2	-50%	2	1	-50%	0%
GENERAL MOTORS	TORRENT	2	1	-50%			100%	2	1	-50%	0%
GENERAL MOTORS	VECTRA	1		-100%	1	1	0%	2	1	-50%	0%
GENERAL MOTORS	ZAFIRA	2		-100%		1	100%	2	1	-50%	0%
GIANT	CAJA SECA		1	100%			100%	0	1	100%	0%
HINO	300 HIBRIDO	3	1	-67%			100%	3	1	-67%	0%
HINO	500 AUTOBUS			100%		1	100%	0	1	100%	0%
HONDA	CIVIC HIBRIDO	2	1	-50%		3	-100%	5	1	-80%	0%
HONDA	CRZ			100%		1	1	0%	1	0%	0%
HUMMER	H2	1	1	0%		1	-100%	2	1	-50%	0%
HUSQVARNA	651-1000	1	1	0%			100%	1	1	0%	0%
HYUNDAI	GENESSIS		1	100%			100%	0	1	100%	0%
HYUNDAI	H500		1	100%			100%	0	1	100%	0%
HYUNDAI	HD120		1	100%			100%	0	1	100%	0%
INFINITI	G37		1	100%			100%	0	1	100%	0%
INFINITI	INFINITI I30, I35, Q45			100%		1	100%	0	1	100%	0%
INFINITI	Q70		1	100%			100%	0	1	100%	0%
INFINITI	QX56		1	100%		1	-100%	1	1	0%	0%
INFINITI	QX60 HIBRIDO		1	100%			100%	0	1	100%	0%
INTERNATIONAL	4 X 2 TANQUE GAS LP		1	100%			100%	0	1	100%	0%
INTERNATIONAL	6 X 4 VOLTEO		1	100%			100%	0	1	100%	0%
INTERNATIONAL	MICROBUS			100%		1	100%	0	1	100%	0%
ISUZU	ELF 100 CLASE 3		1	100%			100%	0	1	100%	0%
ISUZU	ELF 300 CLASE 3		1	100%			100%	0	1	100%	0%
ISUZU	MICROBUS			100%		1	100%	0	1	100%	0%
IZUKA	111-250	1	1	0%		1	-100%	2	1	-50%	0%
JAC	J4	1	1	0%		1	-100%	2	1	-50%	0%
JAGUAR	X			100%		1	100%	0	1	100%	0%
JMC	VIGUS 3		1	100%			100%	0	1	100%	0%
KAZUKI KAZE VELOCI				100%			100%				
CARABELA	111 250			100%		1	100%	0	1	100%	0%
KENWORTH	4 X 2 CAJA MUDANCERA	1	1	0%		1	-100%	2	1	-50%	0%
KENWORTH	4 X 2 CAJA REDILAS	1	1	0%			100%	1	1	0%	0%
KENWORTH	4 X 2 VOLTEO			100%		1	100%	0	1	100%	0%
KENWORTH	6 X 2 CAJA REDILAS		1	100%			100%	0	1	100%	0%
KTM	50-110	1	1	0%			100%	1	1	0%	0%
KYMCO	251-650		1	100%			100%	0	1	100%	0%
LAND ROVER	DISCOVERY SPORT	2	1	-50%			100%	2	1	-50%	0%
LEGALIZADO	CAMION	1	1	0%			100%	1	1	0%	0%

LINCOLN	NAUTILUS	1		-100%		1	100%	1	1	0%	0%
LINCOLN	TOWN CAR			100%		1	100%	0	1	100%	0%
MERCEDES BENZ	AMG GT	2	1	-50%			100%	2	1	-50%	0%
MERCEDES BENZ	CLASE S			100%		1	100%	0	1	100%	0%
MERCEDES BENZ	CLASE SL			100%			100%	0	1	100%	0%
MERCEDES BENZ	CLASE V			100%			100%	0	1	100%	0%
MERCEDES BENZ	SPRINTER CREW 316,416,515	1	1	0%			100%	1	1	0%	0%
MERCEDES BENZ	VITO			100%			100%	0	1	100%	0%
MERCEDES BENZ Y											
FREIGHLINER	4 X 2 CAJA MUDANCERA	1	1	0%			100%	1	1	0%	0%
MERCURY	MONTEGO	1		-100%		1	100%	1	1	0%	0%
MERCURY	MYSTIQUE			100%		1	100%	0	1	100%	0%
MITSUBISHI	OUTLANDER HIBRIDO			100%			100%	0	1	100%	0%
NISSAN	350Z			100%			100%	0	1	100%	0%
NISSAN	CABSTAR CAJA SECA EXTENDIDO	2	1	-50%		1	-100%	3	1	-67%	0%
NISSAN	ICHI VAN PASAJEROS	1		-100%		1	100%	1	1	0%	0%
NISSAN	LEAF			100%			100%	0	1	100%	0%
NISSAN	NV 2500	1	1	0%		3	-100%	4	1	-75%	0%
PETERBILT	TRACTOCAMION	1	1	0%			100%	1	1	0%	0%
PEUGEOT	111-250			100%			100%	0	1	100%	0%
PEUGEOT	5008	1	1	0%		1	-100%	2	1	-50%	0%
PEUGEOT	508	1	1	0%			100%	1	1	0%	0%
PEUGEOT	607			100%			100%	0	1	100%	0%
PEUGEOT	EXPERT			100%			100%	0	1	100%	0%
PEUGEOT	MANAGER CHASIS			100%			100%	0	1	100%	0%
POLUX QLINK	111 250	1		-100%		1	100%	1	1	0%	0%
PORSCHE	CAYMAN	2		-100%		1	100%	2	1	-50%	0%
RENAULT	RENAULT MODELO 86 Y ANTERIORES			100%		1	-100%	1	1	0%	0%
SCANIA	6 X 4 REVOLVEDORA			100%			100%	0	1	100%	0%
SEAT	ALHAMBRA			100%			100%	0	1	100%	0%
SEAT	EXEO	2		-100%			100%	2	1	-50%	0%
SEMIREMOLQUES	CAJA GANADERA	2	1	-50%		2	-100%	4	1	-75%	0%
SPARTAK	S1000	1		-100%		1	1	2	1	-50%	0%
STERLING	4 X 2 PLATAFORMA			100%			100%	0	1	100%	0%
SUBARU	WRX			100%			100%	0	1	100%	0%
SUNDIRO	251-650			100%		1	100%	0	1	100%	0%
SUZUKI	1001-2000	2	1	-50%			100%	2	1	-50%	0%
TESLA	3			100%		1	100%	0	1	100%	0%
TOYOTA	LAND CRUISER	3	1	-67%			100%	3	1	-67%	0%
TRECK MOTORS											
CARABELA KURAZAI ISLO	111 250	1		-100%		1	100%	1	1	0%	0%
TVS	251-650			100%			100%	0	1	100%	0%
VAM	V. A. M.	2		-100%		2	1	4	1	-75%	0%
VELOCI MOTORS	251 650			100%			100%	0	1	100%	0%
VELOCI MOTORS	50 110			100%			100%	0	1	100%	0%
VENTO	50-110			100%		1	100%	0	1	100%	0%
VOLKSWAGEN	6 X 2 PLATAFORMA			100%			100%	0	1	100%	0%
VOLKSWAGEN	COMBI PANEL			100%		2	1	2	1	-50%	0%
VOLKSWAGEN	CRAFTER MICROBUS			100%		1	1	1	1	0%	0%
VOLKSWAGEN	DERBY VAN	2		-100%		1	100%	2	1	-50%	0%
VOLKSWAGEN	EOS	1		-100%			100%	1	1	0%	0%
VOLKSWAGEN	EUROVAN SERVICIO PÚBLICO			100%			100%	0	1	100%	0%
VOLKSWAGEN	MICROBUS			100%		1	-100%	1	1	0%	0%
VOLVO	6 X 2 CAJA SECA			100%			100%	0	1	100%	0%
VOLVO	C70			100%		1	100%	0	1	100%	0%
VOLVO	V40	3	1	-67%		2	-100%	5	1	-80%	0%
VOLVO	V70	1	1	0%			100%	1	1	0%	0%
VOLVO	XC60 HIBRIDO			100%		1	100%	0	1	100%	0%
VOLVO	XC90 HIBRIDO			100%			100%	0	1	100%	0%
ZACUA	M3			100%		1	100%	0	1	100%	0%
ZHEJANG TAIZHOU	111 250			100%		1	100%	0	1	100%	0%
ACURA	RLX	1		-100%			100%	1	0	-100%	0%
ALFA ROMEO	SPIDER	1		-100%			100%	1	0	-100%	0%
AUDI	A8	3		-100%			100%	3	0	-100%	0%
AUDI	RS5	2		-100%			100%	2	0	-100%	0%
AUTOCAR	AUTOCAR	1		-100%			100%	1	0	-100%	0%
BMW	I3 ELECTRICO			100%		1	-100%	1	0	-100%	0%
BMW	SERIE Z			100%		3	-100%	3	0	-100%	0%
BMW	X5 HIBRIDO	2		-100%			100%	2	0	-100%	0%
BRP	111 250	1		-100%			100%	1	0	-100%	0%
CADILLAC	BLS	3		-100%		1	-100%	4	0	-100%	0%
CADILLAC	SEVILLE	1		-100%			100%	1	0	-100%	0%
CARABELA KURAZAI ISLO	111 250			100%		1	-100%	1	0	-100%	0%
CHANGAN	PICK UP			100%		1	-100%	1	0	-100%	0%
CHRYSLER	D-150 PICK UP	1		-100%		1	-100%	2	0	-100%	0%
CHRYSLER	H300	2		-100%			100%	2	0	-100%	0%
CHRYSLER	RAM MEGA PICK UP	6		-100%		1	-100%	7	0	-100%	0%
CHRYSLER	SEBRING / RT	1		-100%		2	-100%	3	0	-100%	0%
CHRYSLER	VOLARE, SUPER BEE, STEALTH			100%		1	-100%	1	0	-100%	0%
DINA	6 X 2 CAJA SECA	1		-100%			100%	1	0	-100%	0%
DINA	6 X 4 TOLVA	1		-100%			100%	1	0	-100%	0%
DINA	VANETTE	1		-100%			100%	1	0	-100%	0%
FERRARI	CALIFORNIA	1		-100%			100%	1	0	-100%	0%

FERRARI	F355	1	-100%		100%	1	0	-100%	0%
FIAT	500X	1	-100%		100%	1	0	-100%	0%
FIAT	ALBEA	1	-100%		100%	1	0	-100%	0%
FIAT	GRANDE PUNTO	2	-100%		100%	2	0	-100%	0%
FORD	4 X 2 CAJA SECA	1	-100%		100%	1	0	-100%	0%
FORD	CONTOUR	1	-100%	2	-100%	3	0	-100%	0%
FORD	COUGAR		100%	2	-100%	2	0	-100%	0%
FORD	CROWN VICTORIA		100%	1	-100%	1	0	-100%	0%
FORD	F-350,450,550 CAJA REFRIGERADA	1	-100%		100%	1	0	-100%	0%
FORD	F-350,450,550 TANQUE	1	-100%	1	-100%	2	0	-100%	0%
FORD	GHIA		100%	2	-100%	2	0	-100%	0%
FOTON	AUMARK 2000	1	-100%		100%	1	0	-100%	0%
FOTON	AUMARK 7000	1	-100%		100%	1	0	-100%	0%
FREIGHTLINER	AUTOBUS URBANO	1	-100%		100%	1	0	-100%	0%
GENERAL MOTORS	6 X 2 CAJA SECA	1	-100%		100%	1	0	-100%	0%
GENERAL MOTORS	C-30,C-35,C-36,C-3500, PLATAFORMA	2	-100%		100%	2	0	-100%	0%
GENERAL MOTORS	CITATION, CELEBRITY,IMPALA Y MALIBU 1981 Y ANTERIO	1	-100%		100%	1	0	-100%	0%
GENERAL MOTORS	FIREBIRD TRANS AM		100%	1	-100%	1	0	-100%	0%
GENERAL MOTORS	G4	1	-100%		100%	1	0	-100%	0%
GENERAL MOTORS	GRAN AM		100%	2	-100%	2	0	-100%	0%
GENERAL MOTORS	MICROBUS	1	-100%	1	-100%	2	0	-100%	0%
GENERAL MOTORS	SILHOUETTE		100%	6	-100%	6	0	-100%	0%
GENERAL MOTORS	SOLSTICE		100%	2	-100%	2	0	-100%	0%
GENERAL MOTORS	SPARK ELECTRICO		100%	1	-100%	1	0	-100%	0%
GIANT	PANEL	1	-100%	1	-100%	2	0	-100%	0%
GIANT	PICK-UP		100%	1	-100%	1	0	-100%	0%
HARLEY-DAVIDSON	251-650		100%	2	-100%	2	0	-100%	0%
HONDA	CROSSTOUR	2	-100%		100%	2	0	-100%	0%
HUMMER	H2 SUT PICK UP	1	-100%		100%	1	0	-100%	0%
HYUNDAI	AVANZA	1	-100%		100%	1	0	-100%	0%
HYUNDAI	H300	2	-100%	1	-100%	3	0	-100%	0%
IMPORTADOS	TRACTOCAMION	1	-100%		100%	1	0	-100%	0%
INDIAN	1001 2000	3	-100%		100%	3	0	-100%	0%
INFINITI	FX50	3	-100%	1	-100%	4	0	-100%	0%
INFINITI	M56	1	-100%		100%	1	0	-100%	0%
INTERNATIONAL	4 X 2 VOLTEO	1	-100%		100%	1	0	-100%	0%
INTERNATIONAL	6 X 2 CAJA SECA	1	-100%		100%	1	0	-100%	0%
INTERNATIONAL	6 X 2 VOLTEO	1	-100%		100%	1	0	-100%	0%
IRON CLAN MOTORS	111 250	10	-100%	13	-100%	23	0	-100%	0%
IZUKA	251-650		100%	1	-100%	1	0	-100%	0%
JAC	EJ4 ELECTRICO	1	-100%		100%	1	0	-100%	0%
JAGUAR	I PACE ELECTRICO	1	-100%		100%	1	0	-100%	0%
JIA YUAN	CITY SPIRIT ELECTRICO	1	-100%		100%	1	0	-100%	0%
KAMAJI	111-250	1	-100%		100%	1	0	-100%	0%
KAZUKI	111 250	1	-100%	1	-100%	2	0	-100%	0%
KEEWAY	251 650		100%	1	-100%	1	0	-100%	0%
KENWORTH	6 X 2 CAJA MUDANCERA		100%	1	-100%	1	0	-100%	0%
KIRI	SEED	1	-100%		100%	1	0	-100%	0%
KURAZAI	251-650		100%	1	-100%	1	0	-100%	0%
LEXUS	LEXUS		100%	1	-100%	1	0	-100%	0%
LIFAN	111-250		100%	1	-100%	1	0	-100%	0%
LINCOLN	LS	2	-100%		100%	2	0	-100%	0%
LINCOLN	MKS		100%	1	-100%	1	0	-100%	0%
LINCOLN	MKZ HIBRIDO	1	-100%		100%	1	0	-100%	0%
MASERATI	COUPE	2	-100%		100%	2	0	-100%	0%
MASERATI	GT	1	-100%		100%	1	0	-100%	0%
MASERATI	LEVANTE	2	-100%		100%	2	0	-100%	0%
MAZDA	PICK UP	1	-100%	6	-100%	7	0	-100%	0%
MERCEDES BENZ	CLASE CLS	5	-100%	1	-100%	6	0	-100%	0%
MERCEDES BENZ	CLASE GLB	1	-100%		100%	1	0	-100%	0%
MERCEDES BENZ	CLASE R	2	-100%		100%	2	0	-100%	0%
MERCEDES BENZ	CLASE SLC	1	-100%	1	-100%	2	0	-100%	0%
MERCEDES BENZ	SPRINTER CAJA SECA (416,415)	1	-100%		100%	1	0	-100%	0%
MERCEDES BENZ	SPRINTER PLATAFORMA	1	-100%		100%	1	0	-100%	0%
MERCURY	GRAND MARQUIS MOD. 2000 AL 2004	1	-100%		100%	1	0	-100%	0%
MERCURY	MILAN		100%	2	-100%	2	0	-100%	0%
MITSUBISHI	GRANDIS		100%	1	-100%	1	0	-100%	0%
MITSUBISHI	SPACESTAR		100%	1	-100%	1	0	-100%	0%
MV AGUSTA	1001-2000		100%	2	-100%	2	0	-100%	0%
MV AGUSTA	651-1000	2	-100%		100%	2	0	-100%	0%
NISSAN	240SX		100%	1	-100%	1	0	-100%	0%
NISSAN	ARMADA	3	-100%	1	-100%	4	0	-100%	0%
NISSAN	GT-R	1	-100%		100%	1	0	-100%	0%
PEUGEOT	406		100%	1	-100%	1	0	-100%	0%
PEUGEOT	EXPERT TEPEE PASAJEROS	2	-100%		100%	2	0	-100%	0%
PIAGGIO	PICK-UP		100%	1	-100%	1	0	-100%	0%
POLARIS	50-110	1	-100%		100%	1	0	-100%	0%
PORSCHE	PANAMERA HIBRIDO	1	-100%		100%	1	0	-100%	0%
RENAULT	TRAFFIC PANEL		100%	1	-100%	1	0	-100%	0%
RENAULT	TWIZY ZE	1	-100%	1	-100%	2	0	-100%	0%
ROLLS ROYCE	SILVER	1	-100%		100%	1	0	-100%	0%
SCANIA	AUTOBUS URBANO	2	-100%		100%	2	0	-100%	0%
SEAT	FREETRACK	1	-100%		100%	1	0	-100%	0%
SEMIRREMOLQUES	JAULA GANADERA RETRACTIL		100%	2	-100%	2	0	-100%	0%

STERLING	4 X 2 TANQUE			100%	1		-100%	1	0	-100%	0%
SUBARU	BRZ	1		-100%			100%	1	0	-100%	0%
SUBARU	LEGACY	1		-100%			100%	1	0	-100%	0%
SUNDIRO	111-250	1		-100%			100%	1	0	-100%	0%
TOYOTA	COROLLA HIBRIDO	2		-100%			100%	2	0	-100%	0%
TOYOTA	MR2	1		-100%			100%	1	0	-100%	0%
TRIUMPH	2001-2500	1		-100%			100%	1	0	-100%	0%
TURISTAS	CAMIONES	3		-100%	1		-100%	4	0	-100%	0%
TVS	50-110	1		-100%			100%	1	0	-100%	0%
VESPA	111-250	1		-100%			100%	1	0	-100%	0%
VOLKSWAGEN	4 X 2 PLATAFORMA	1		-100%			100%	1	0	-100%	0%
VOLKSWAGEN	CC	1		-100%			100%	1	0	-100%	0%
VOLKSWAGEN	CRAFTER CAJA REDILAS	1		-100%			100%	1	0	-100%	0%
VOLKSWAGEN	POINTER STATION WAGON	2		-100%	1		-100%	3	0	-100%	0%
VOLVO	S80	1		-100%	1		-100%	2	0	-100%	0%
VOLVO	S90	1		-100%			100%	1	0	-100%	0%
ZACUA	M2			100%		1		1	0	-100%	0%
ZANETTI	111-250			100%		1		1	0	-100%	0%
TOTAL GENERAL		39061	33662	-14%	24539	22583	-8%	63600	56245	-12%	100%

PORCENTAJE DE PARTICIPACIÓN POR TIPO DE ROBO Y POR AÑO.

61% 60%

39% 40%



VEHÍCULOS ROBADOS AL SECTOR ASEGURADOR **POR MUNICIPIO, A NIVEL NACIONAL**, DURANTE EL PERIODO 01/01/2021 AL 30/11/2021 Y SU COMPORTAMIENTO DURANTE 2017, 2018, 2019 Y 2020 EN EL MISMO PERIODO, **ORDENADO** POR LOS MUNICIPIOS CON MÁS ROBOS DURANTE **2021**.



ENTIDAD FEDERATIVA	MUNICIPIO	lugar en 2017	lugar en 2018	lugar en 2019	lugar en 2020	lugar en 2021	TOTAL NACIONAL					
							2017	2018	2019	2020	2021	% DE INCR. EN 2021
JALISCO	GUADALAJARA	2	2	1	1	1	5649	5804	5856	4766	4548	-5%
MEXICO	ECATEPEC DE MORELOS	1	1	2	2	2	6191	6259	5100	4207	3555	-15%
JALISCO	ZAPOCAN	5	6	4	3	3	2409	2048	2117	1795	1869	4%
MEXICO	TLALNEPANTLA DE BAZ	3	3	5	4	4	2787	2716	2094	1768	1588	-10%
MEXICO	NAUCALPAN DE JUAREZ	6	7	8	8	5	2383	1886	1506	1389	1547	11%
SINALOA	CULIACAN	4	5	7	6	6	2513	2266	1814	1499	1426	-5%
PUEBLA	PUEBLA	7	4	3	5	7	1634	2404	2212	1525	1153	-24%
MEXICO	CUAUTITLAN IZCALLI	13	14	12	10	8	1059	1041	1124	996	1028	3%
MEXICO	TULTITLAN	19	17	19	12	9	804	939	915	909	957	5%
JALISCO	TLAQUEPAQUE	18	21	18	18	10	833	800	924	729	912	25%
QUERETARO	QUERETARO	16	15	17	13	11	863	1017	930	898	844	-6%
MEXICO	TOLUCA	14	20	21	16	12	980	876	874	770	840	9%
BAJA CALIFORNIA	TIJUANA	12	13	13	11	13	1077	1072	1113	935	832	-11%
SAN LUIS POTOSI	SAN LUIS POTOSI	48	41	24	19	14	430	546	730	652	738	13%
CIUDAD DE MÉXICO	GUSTAVO A. MADERO	8	10	10	15	15	1525	1341	1235	842	735	-13%
CIUDAD DE MÉXICO	IZTAPALAPA	9	8	9	9	16	1475	1574	1329	1100	729	-34%
MEXICO	CUAUTITLAN	28	19	15	17	17	655	891	947	748	690	-8%
MEXICO	DESCONOCIDO	132	113	293	393	18	83	128	19	10	623	6130%
MORELOS	CUERNAVACA	39	38	31	23	19	544	586	637	642	580	-10%
MEXICO	NEZAHUALCOYOTL	10	11	11	14	20	1438	1255	1133	862	562	-35%
NUEVO LEON	MONTERREY	22	25	27	25	21	769	721	710	603	512	-15%
MICHOACAN	MORELIA	24	31	34	40	22	718	674	554	423	505	19%
MEXICO	COACALCO DE BERRIOZABAL	33	27	26	27	23	600	705	717	597	504	-16%
MEXICO	ATIZAPAN DE ZARAGOZA	45	44	37	34	24	463	491	519	473	504	7%
MICHOACAN	URUAPAN	46	37	25	28	25	462	587	721	588	501	-15%
JALISCO	TONALA	47	43	14	22	26	435	509	1017	647	496	-23%
GUANAJUATO	CELAYA	30	12	6	7	27	625	1142	1840	1425	480	-66%
MEXICO	TECAMAC	15	18	20	20	28	955	933	888	648	479	-26%
AGUASCALIENTES	AGUASCALIENTES	53	47	47	45	29	389	466	421	373	449	20%
JALISCO	TLAJOMULCO DE ZUDIGA	41	46	38	42	30	489	471	518	421	433	3%
GUANAJUATO	LEON	36	24	28	21	31	578	741	688	648	428	-34%
CIUDAD DE MÉXICO	CUAUHTEMOC	25	28	30	33	32	700	700	665	474	409	-14%
VERACRUZ	VERACRUZ	20	22	29	26	33	801	774	681	603	406	-33%
MEXICO	CHIMALHUACAN	42	39	41	29	34	489	561	499	582	402	-31%
MEXICO	CHALCO	37	34	44	32	35	558	623	437	502	392	-22%
CIUDAD DE MÉXICO	BENITO JUAREZ	17	16	22	24	36	851	951	822	612	386	-37%
CHIHUAHUA	JUAREZ	44	49	42	38	37	466	456	488	438	383	-13%
CHIHUAHUA	CHIHUAHUA	32	36	48	41	38	611	592	419	422	366	-13%
CIUDAD DE MÉXICO	COYOACAN	27	26	23	30	39	688	714	749	581	356	-39%
QUINTANA ROO	BENITO JUAREZ	70	61	45	43	40	246	328	430	390	355	-9%
CIUDAD DE MÉXICO	TLALPAN	29	30	32	31	41	649	681	619	534	324	-39%
CIUDAD DE MÉXICO	AZCAPOTZALCO	26	29	33	36	42	691	696	617	453	321	-29%
MEXICO	ATIZAPAN	54	51	43	48	43	379	439	440	328	287	-13%
GUANAJUATO	SALAMANCA	72	53	61	37	44	223	424	283	445	270	-39%
TABASCO	CENTRO	11	9	16	39	45	1429	1457	936	437	270	-38%
BAJA CALIFORNIA	MEXICALI	40	57	56	55	46	493	348	307	260	265	2%
GUERRERO	ACAPULCO DE JUAREZ	21	23	35	49	47	783	758	548	316	262	-17%
CIUDAD DE MÉXICO	ALVARO OBREGON	34	33	40	44	48	599	628	505	376	251	-33%
GUANAJUATO	IRAPUATO	52	42	52	59	49	392	513	355	234	249	6%
MEXICO	NICOLAS ROMERO	78	75	58	56	50	192	255	297	260	244	-6%
CIUDAD DE MÉXICO	VENUSTIANO CARRANZA	43	48	50	46	51	476	456	395	349	242	-31%
CIUDAD DE MÉXICO	MIGUEL HIDALGO	35	35	39	50	52	582	597	509	301	237	-21%



SINALOA	MAZATLAN	65	79	69	64	53	292	222	249	206	236	15%
NUEVO LEON	APODACA	63	67	55	47	54	298	298	312	334	235	-30%
TAMAULIPAS	REYNOSA	23	32	49	58	55	763	672	395	241	229	-5%
MEXICO	ZUMPANGO	60	62	71	60	56	314	319	230	223	228	2%
VERACRUZ	COATZACOALCOS	31	56	67	54	57	622	385	265	265	221	-17%
NUEVO LEON	GUADALUPE	58	66	60	62	58	336	303	288	217	221	2%
CIUDAD DE MÉXICO	IZTACALCO	49	52	53	52	59	424	427	351	278	215	-23%
MEXICO	PAZ LA	51	45	36	35	60	396	486	522	468	213	-54%
MEXICO	IXTAPALUCA	55	59	59	53	61	370	341	296	277	211	-24%
MEXICO	TULTEPEC	100	95	77	63	62	131	151	193	208	196	-6%
MORELOS	JIUTEPEC	84	87	85	84	63	167	172	168	140	190	36%
PUEBLA	SAN MARTIN TEXMELUCAN	118	76	73	78	64	98	251	213	154	187	21%
CIUDAD DE MÉXICO	XOCHIMILCO	77	69	62	51	65	193	288	280	300	184	-39%
SONORA	HERMOSILLO	38	50	65	61	66	551	442	273	221	183	-17%
MEXICO	METEPEC	90	100	100	98	67	150	145	134	112	168	50%
QUERETARO	SAN JUAN DEL RIO	93	81	84	83	68	142	206	172	141	164	16%
MEXICO	TEXCOCO	59	60	63	67	69	329	332	279	192	161	-16%
NUEVO LEON	SAN NICOLAS DE LOS GARZA	66	71	66	68	70	286	275	269	190	161	-15%
VERACRUZ	CORDOBA	57	63	57	71	71	342	313	306	181	160	-12%
HIDALGO	PACHUCA DE SOTO	64	70	64	69	72	292	282	275	189	158	-16%
CIUDAD DE MÉXICO	TLAHUAC	83	82	79	73	73	171	204	187	175	158	-10%
VERACRUZ	XALAPA	62	68	70	66	74	300	293	237	196	146	-26%
MICHOACAN	ZAMORA	91	116	99	76	75	147	124	135	159	142	-11%
CHIAPAS	TUXTLA GUTIERREZ	69	64	68	77	76	270	313	256	154	142	-8%
MEXICO	VALLE DE CHALCO SOLIDARIDAD	88	84	78	95	77	159	180	192	116	136	17%
DURANGO	DURANGO	113	130	127	113	78	102	98	96	92	130	41%
COAHUILA	TORREON	76	73	72	74	79	194	264	228	164	126	-23%
MEXICO	ACOLMAN	82	92	90	93	80	175	163	151	119	125	5%
OAXACA	OAXACA DE JUAREZ	73	89	75	79	81	212	168	200	153	123	-20%
MICHOACAN	LAZARO CARDENAS	68	78	80	92	82	276	226	185	120	123	3%
GUANAJUATO	VILLAGRAN	307	294	160	99	83	18	22	61	112	121	8%
CIUDAD DE MÉXICO	MAGDALENA CONTRERAS LA	110	115	89	87	84	107	127	157	125	120	-4%
QUINTANA ROO	SOLIDARIDAD	159	141	118	117	85	58	85	108	87	117	34%
JALISCO	SALTO EL	105	112	92	102	86	116	129	147	103	116	13%
MEXICO	HUEHUETOCA	126	121	102	105	87	89	121	132	101	114	13%
GUERRERO	CHILPANCINGO DE LOS BRAVO	67	72	82	96	88	279	268	178	114	112	-2%
JALISCO	PUERTO VALLARTA	114	104	111	109	89	101	138	118	95	112	18%
MEXICO	TEPOTZOTLAN	115	107	87	81	90	101	135	160	144	110	-24%
BAJA CALIFORNIA	ENSENADA	97	106	88	89	91	138	135	157	124	110	-11%
NUEVO LEON	GENERAL ESCOBEDO	95	94	96	90	92	141	153	137	123	110	-11%
SONORA	CAJEME	98	102	81	85	93	137	141	181	132	109	-17%
HIDALGO	TIZAYUCA	107	128	141	114	94	112	100	75	92	108	17%
COAHUILA	SALTILLO	101	96	105	82	95	130	149	128	143	105	-27%
GUANAJUATO	APASEO EL GRANDE	187	174	115	88	96	44	58	113	125	104	-17%
TABASCO	VILLAHERMOSA		1325	93	65	97		1	145	201	103	-49%
GUANAJUATO	CORTAZAR	228	172	113	80	98	31	59	117	146	103	-29%
HIDALGO	TULA DE ALLENDE	102	97	103	100	99	123	149	130	111	103	-7%
GUANAJUATO	SILAO	139	101	95	70	100	77	142	144	183	101	-45%
JALISCO	LAGOS DE MORENO	148	149	130	101	101	69	76	93	108	101	-6%
QUERETARO	MARQUES EL	136	99	107	116	102	79	146	121	87	101	16%
PUEBLA	TECAMACHALCO	85	54	46	72	103	166	408	424	176	98	-44%
MEXICO	LERMA	144	153	148	140	104	72	73	67	63	96	52%
YUCATAN	MERIDA	89	88	94	94	105	156	170	144	118	94	-20%
SAN LUIS POTOSI	SOLEDAD DE GRACIANO SANCHEZ	203	145	108	97	106	39	81	121	114	91	-20%
TLAXCALA	TLAXCALA	92	83	83	110	107	143	185	178	94	91	-3%
TABASCO	CARDENAS	56	58	54	57	108	369	343	313	242	90	-63%
MICHOACAN	APATZINGAN	71	55	76	75	109	235	407	193	161	86	-47%
CIUDAD DE MÉXICO	CUAJIMALPA DE MORELOS	140	124	121	119	110	76	108	105	87	86	-1%
MEXICO	CHICOLOAPAN	108	90	109	121	111	108	167	120	83	81	-2%
MEXICO	HUIXQUILUCAN	112	126	128	91	112	103	103	93	121	80	-34%

QUERETARO	CORREGIDORA	141	135	135	124	113
PUEBLA	TEHUACAN	50	40	51	103	114
VERACRUZ	BOCA DEL RIO	94	109	104	106	115
COLIMA	MANZANILLO	130	151	124	120	116
JALISCO	TEPATITLAN DE MORELOS	163	171	140	131	117
GUANAJUATO	GUANAJUATO	162	139	129	112	118
PUEBLA	CUAUTLACINGO	150	119	98	126	119
NUEVO LEON	SANTA CATARINA	116	158	119	133	120
NAYARIT	TEPIC	152	132	145	157	121
ZACATECAS	ZACATECAS	165	167	170	184	122
GUANAJUATO	SAN MIGUEL DE ALLENDE	198	169	152	167	123
MORELOS	CUAUTLA	121	122	123	111	124
PUEBLA	AMOZOC	123	86	122	115	125
MEXICO	NEXTLALPAN	158	164	244	165	126
TAMAULIPAS	TAMPICO	79	123	134	138	127
PUEBLA	SAN ANDRES CHOLULA	109	108	91	108	128
NUEVO LEON	GARCIA	176	148	150	146	129
MORELOS	TEMIXCO	181	201	161	135	130
COLIMA	COLIMA	147	186	184	143	131
MEXICO	TEOLOYUCAN	134	144	136	152	132
NUEVO LEON	CADEREYTA JIMENEZ	131	127	165	132	133
PUEBLA	SAN PEDRO CHOLULA	166	156	112	137	134
DESCONOCIDO	DESCONOCIDO	252	462	413	379	135
GUERRERO	ZIHUATANEJO DE AZUETA	96	114	114	134	136
VERACRUZ	TIERRA BLANCA	234	182	180	176	137
ZACATECAS	FRESNILLO	283	286	284	267	138
VERACRUZ	ACAYUCAN	168	140	106	123	139
VERACRUZ	POZA RICA DE HIDALGO	74	105	117	130	140
VERACRUZ	MINATITLAN	61	77	86	86	141
TABASCO	COMALCALCO	75	65	101	104	142
DURANGO	GOMEZ PALACIO	125	131	131	125	143
VERACRUZ	ORIZABA	81	91	126	127	144
GUANAJUATO	APASEO EL ALTO	322	264	188	145	145
GUANAJUATO	SALVATIERRA	372	361	199	142	146
GUANAJUATO	SANTA CRUZ DE JUVENTINO ROSAS	526	344	287	151	147
TAMAULIPAS	NUEVO LAREDO	137	143	139	122	148
MEXICO	ZINACANTEPEC	254	230	198	216	149
TABASCO	CUNDUACAN	87	85	137	149	150
SINALOA	AHOME	119	98	110	107	151
TLAXCALA	APIZACO	86	93	116	139	152
NUEVO LEON	JUAREZ	127	162	156	129	153
VERACRUZ	COSAMALOAPAN DE CARPIO	613	290	174	255	154
PUEBLA	ATLIXCO	196	137	166	159	155
JALISCO	ZAPOTLANEJO	250	238	176	161	156
MORELOS	EMILIANO ZAPATA	255	231	196	171	157
GUANAJUATO	SAN JOSE ITURBIDE	323	243	234	202	158
QUINTANA ROO	TULUM	672	483	298	291	159
TABASCO	PARAISO	138	118	169	160	160
TLAXCALA	CALPULALPAN	80	103	97	166	161
JALISCO	OCOTLAN	226	197	233	172	162
PUEBLA	ESPERANZA	128	80	133	144	163
TABASCO	HUIMANGUILLO	111	110	125	128	164
MORELOS	XOCHITEPEC	256	278	242	177	165
SONORA	NOGALES	169	254	168	203	166
MEXICO	AMECAMECA	214	184	194	232	167
HIDALGO	TULANCINGO DE BRAVO	104	111	120	118	168
MEXICO	JILOTEPEC	143	160	158	155	169
JALISCO	ARANDAS	242	306	236	206	170
GUANAJUATO	SAN LUIS DE LA PAZ	268	255	260	222	171
MEXICO	MELCHOR OCAMPO	207	208	205	158	172

76	89	83	82	80	-2%
423	554	363	102	79	-23%
142	132	130	101	79	-22%
85	75	98	87	79	-9%
57	59	76	75	78	4%
57	87	93	94	76	-19%
67	123	137	79	75	-5%
99	69	107	74	75	1%
64	98	71	49	75	53%
56	64	52	37	75	103%
40	63	64	44	71	61%
92	111	104	94	70	-26%
91	173	104	88	69	-22%
58	67	26	45	69	53%
188	108	83	67	67	0%
108	134	149	95	66	-31%
48	77	66	59	66	12%
46	43	60	70	65	-7%
69	50	43	62	65	5%
82	81	81	54	65	20%
85	101	56	75	64	-15%
53	72	118	67	64	-4%
26	9	10	11	64	482%
140	127	116	70	62	-11%
31	52	45	41	61	49%
22	23	21	19	60	216%
52	87	124	82	59	-28%
204	137	108	76	59	-22%
314	246	167	131	58	-56%
203	308	133	102	58	-43%
89	98	88	80	57	-29%
176	166	96	79	56	-29%
16	27	42	60	55	-8%
12	15	38	63	54	-14%
6	18	21	56	54	-4%
79	82	76	83	53	-36%
26	34	38	29	52	79%
162	178	79	56	50	-11%
95	146	118	98	49	-50%
165	155	109	63	49	-22%
87	68	62	77	48	-38%
5	23	49	21	47	124%
41	88	56	47	46	-2%
27	32	47	47	46	-2%
26	34	39	43	46	7%
16	31	29	32	46	44%
4	9	19	17	46	171%
78	124	54	47	45	-4%
182	140	137	44	44	0%
32	46	29	43	44	2%
86	216	84	61	43	-30%
104	130	97	78	42	-46%
26	24	27	41	42	2%
51	28	55	31	42	35%
35	51	39	25	41	64%
116	129	105	87	40	-54%
72	69	61	50	40	-20%
29	21	29	31	40	29%
23	28	24	28	40	43%
37	40	36	49	39	-20%

VERACRUZ	TUXPAN	182	204	190	239	173
PUEBLA	CORONANGO	209	146	142	147	174
MEXICO	TEOTIHUACAN	218	178	172	156	175
TABASCO	NACAJUCA	142	136	157	191	176
HIDALGO	MINERAL DE LA REFORMA	179	188	192	193	177
BAJA CALIFORNIA	PLAYAS DE ROSARITO	186	181	203	194	178
CHIAPAS	SAN CRISTOBAL DE LAS CASAS	241	248	187	256	179
SAN LUIS POTOSI	MATEHUALA	232	305	261	372	180
HIDALGO	TEPEJI DEL RIO DE OCAMPO	190	191	159	170	181
TAMAULIPAS	MATAMOROS	155	155	189	200	182
NAYARIT	BAHIA DE BANDERAS	280	183	216	154	183
MEXICO	ATLACOMULCO	229	175	177	175	184
CAMPECHE	CARMEN	161	173	171	192	185
COLIMA	VILLA DE ALVAREZ	278	337	250	289	186
CIUDAD DE MÉXICO	DESCONOCIDO	153	176	232	461	187
MICHOACAN	JACONA	326	298	271	178	188
MEXICO	SAN MATEO ATENCO	230	229	268	244	189
MICHOACAN	PATZCUARO	173	200	218	196	190
MORELOS	YAUTEPEC	215	228	212	201	191
MEXICO	TEZOYUCA	170	190	153	187	192
PUEBLA	ACATZINGO	221	120	132	286	193
JALISCO	TEQUILA	408	378	340	395	194
PUEBLA	HUEJOTZINGO	247	185	143	136	195
JALISCO	SAN JUAN DE LOS LAGOS	201	235	241	164	196
MICHOACAN	PIEDAD LA	145	154	164	180	197
TAMAULIPAS	CIUDAD MADERO	133	177	202	204	198
MEXICO	JALTENCO	195	212	276	208	199
CIUDAD DE MÉXICO	MILPA ALTA	246	251	221	221	200
COAHUILA	RAMOS ARIZPE	343	327	371	227	201
GUANAJUATO	VALLE DE SANTIAGO	263	198	146	179	202
MICHOACAN	MUGICA	202	161	259	207	203
JALISCO	ENCARNACION DE DIAZ	581	396	353	223	204
VERACRUZ	COSOLEACAQUE	103	125	162	141	205
PUEBLA	TEPEACA	106	74	74	174	206
VERACRUZ	MEDELLIN	238	277	269	182	207
MEXICO	OTUMBA	211	205	178	220	208
BAJA CALIFORNIA	TECATE	249	221	245	241	209
CHIHUAHUA	CUAUHTEMOC	341	445	328	302	210
GUERRERO	IGUALA DE LA INDEPENDENCIA	146	129	144	153	211
BAJA CALIFORNIA SUR	PAZ LA	212	194	204	163	212
SINALOA	GUASAVE	167	193	182	169	213
NUEVO LEON	PESQUERIA	302	314	256	195	214
MORELOS	HUITZILAC	309	258	295	215	215
JALISCO	TALA	286	307	439	254	216
GUANAJUATO	COMONFORT	822	311	312	323	217
NUEVO LEON	SAN PEDRO GARZA GARCIA	199	152	193	188	218
TAMAULIPAS	VICTORIA	129	192	197	190	219
VERACRUZ	FORTIN	157	179	175	199	220
JALISCO	IXTLAHUACAN DE LOS MEMBRILLOS	316	296	437	426	221
MEXICO	COYOTEPEC	295	340	227	226	222
GUANAJUATO	ACAMBARO	386	363	280	242	223
MICHOACAN	TANGANCICUARO	379	386	352	313	224
MICHOACAN	HIDALGO	438	426	445	348	225
TLAXCALA	HUAMANTLA	117	133	138	183	226
VERACRUZ	PEROTE	151	195	200	217	227
GUANAJUATO	SAN FRANCISCO DEL RINCON	297	263	208	243	228
VERACRUZ	COTAXTLA	366	239	436	365	229
ZACATECAS	GUADALUPE	200	234	240	266	230
ZACATECAS	CONCEPCION DEL ORO	947			276	231
MEXICO	TLALMANALCO	300	325	337	283	232

46	41	41	24	39	63%
37	80	75	58	38	-34%
34	55	50	50	38	-24%
76	88	61	34	37	9%
47	49	40	34	37	9%
44	52	36	34	37	9%
29	30	42	21	37	76%
31	21	24	11	36	227%
42	48	61	43	35	-19%
61	72	41	32	35	9%
22	52	33	51	34	-33%
31	58	46	41	34	-17%
57	58	52	34	34	0%
22	18	26	17	34	100%
63	56	29	7	34	386%
16	22	23	41	33	-20%
31	34	23	23	33	43%
49	44	32	33	32	-3%
35	34	34	32	32	0%
50	48	64	36	31	-14%
33	123	86	17	31	82%
10	14	14	10	31	210%
28	51	73	68	30	-56%
39	33	27	45	30	-33%
72	72	58	39	30	-23%
83	55	36	31	30	-3%
41	38	22	31	30	-3%
28	29	32	28	30	7%
14	19	12	27	30	11%
24	46	71	39	29	-26%
39	69	24	31	29	-6%
5	13	13	28	29	4%
121	106	59	63	28	-56%
115	256	205	41	28	-32%
30	24	23	39	28	-28%
36	41	46	28	28	0%
27	36	26	24	28	17%
14	10	16	16	28	75%
70	100	71	54	27	-50%
35	47	36	45	27	-40%
53	47	44	44	27	-39%
19	20	25	34	27	-21%
18	28	19	30	27	-10%
21	21	9	22	27	23%
2	21	17	14	27	93%
40	75	39	36	26	-28%
86	47	38	35	26	-26%
59	54	47	32	26	-19%
17	22	9	9	26	189%
20	18	31	27	25	-7%
11	15	22	24	25	4%
12	13	13	15	25	67%
9	11	9	13	25	92%
99	96	79	37	24	-35%
66	46	37	29	24	-17%
19	27	35	23	24	4%
13	32	9	12	24	100%
40	33	27	19	23	21%
2			19	23	21%
19	19	14	18	23	28%

TAMAULIPAS	ALTAMIRA	120	159	155	148	233
QUINTANA ROO	OTHON P. BLANCO	291	257	222	197	234
HIDALGO	ATOTONILCO DE TULA	235	370	228	205	235
MORELOS	JOJUTLA	380	387	327	219	236
PUEBLA	IZUCAR DE MATAMOROS	222	210	266	237	237
CHIAPAS	PALENQUE	240	209	224	240	238
GUANAJUATO	DOLORES HIDALGO	345	317	384	270	239
NUEVO LEON	CIENEGA DE FLORES	310	315	490	274	240
QUINTANA ROO	COZUMEL	340	265	247	339	241
SINALOA	ROSARIO	384	330	570	386	242
GUANAJUATO	JARAL DEL PROGRESO	705	334	296	436	243
MEXICO	TIANGUISTENCO	337	465	359	441	244
COAHUILA	PIEDRAS NEGRAS	405	405	406	444	245
PUEBLA	HUAUCHINANGO	177	165	181	168	246
CAMPECHE	CAMPECHE	178	207	195	211	247
TLAXCALA	CHIAUTEMPAN	274	202	288	321	248
VERACRUZ	CUITLAHUAC	236	220	226	370	249
HIDALGO	TEPEAPULCO	253	189	207	390	250
TABASCO	MACUSPANA	135	134	186	162	251
OAXACA	SAN JUAN BAUTISTA TUXTEPEC	188	236	173	185	252
COAHUILA	MONCLOVA	206	247	255	198	253
SONORA	GUAYMAS	248	336	223	214	254
TAMAULIPAS	RIO BRAVO	160	170	211	225	255
MICHOACAN	ZITACUARO	319	326	214	229	256
QUERETARO	PEDRO ESCOBEDO	350	224	290	245	257
GUANAJUATO	YURIRIA	527	602	377	253	258
NUEVO LEON	SALINAS VICTORIA	329	299	311	280	259
GUANAJUATO	PENJAMO	184	168	264	299	260
GUANAJUATO	TARIMORO	624	481	343	303	261
PUEBLA	CHIGNAHUAPAN	447	271	201	353	262
SONORA	SAN LUIS RIO COLORADO	321	297	331	358	263
BAJA CALIFORNIA SUR	CABOS LOS	217	321	272	230	264
SINALOA	NAVOLATO	99	163	191	231	265
MEXICO	ALMOLOYA DE JUAREZ	317	372	339	238	266
VERACRUZ	COATEPEC	266	267	319	282	267
HIDALGO	ATITALAQUIA	308	341	302	356	268
NUEVO LEON	MONTEMORELOS	473	284	320	375	269
JALISCO	ARENAL EL	580	436	392	377	270
MICHOACAN	ZACAPU	301	288	345	417	271
JALISCO	DESCONOCIDO	164	166	778	627	272
NUEVO LEON	ALLENDE	171	225	154	150	273
GUANAJUATO	SAN FELIPE	427	390	375	252	274
BAJA CALIFORNIA SUR	LOS CABOS	239	291	209	287	275
GUANAJUATO	ABASOLO	355	217	230	288	276
PUEBLA	CHALCHICOMULA DE SESMA	124	117	149	295	277
CHIHUAHUA	DELICIAS	276	347	237	181	278
MEXICO	VALLE DE BRAVO	376	309	210	212	279
VERACRUZ	EMILIANO ZAPATA	189	261	183	224	280
CHIAPAS	REFORMA	175	214	217	247	281
MEXICO	ATENCO	259	241	246	311	282
MICHOACAN	CHILCHOTA	1079	720	713	517	283
ZACATECAS	VILLA DE COS	1269	1165	1088	647	284
SONORA	CABORCA	562	410	407	246	285
MICHOACAN	REYES LOS	338	300	243	249	286
MICHOACAN	ZINAPECUARO	410	424	342	262	287
TABASCO	EMILIANO ZAPATA	417	349	338	312	288
MORELOS	TEPOZTLAN	412	532	538	317	289
CHIHUAHUA	HIDALGO DEL PARRAL	371	402	390	345	290
SAN LUIS POTOSI	CIUDAD VALLES	251	312	382	362	291
CHIAPAS	COMITAN DE DOMINGUEZ	425	364	273	392	292

93	69	62	58	22	-62%
21	28	32	33	22	-33%
30	14	31	31	22	-29%
12	13	16	29	22	-24%
33	39	23	25	22	-12%
29	40	31	24	22	-8%
14	20	11	19	22	16%
18	20	7	19	22	16%
15	27	26	13	22	69%
12	19	5	11	22	100%
3	19	19	8	22	175%
15	9	13	8	22	175%
10	12	10	8	22	175%
48	67	44	44	21	-52%
47	40	39	30	21	-30%
23	43	20	14	21	50%
30	36	31	11	21	91%
26	49	35	10	21	110%
81	90	42	47	20	-57%
44	32	49	37	20	-46%
37	30	25	33	20	-39%
28	18	32	30	20	-33%
58	60	34	27	20	-26%
17	19	34	26	20	-23%
14	35	20	23	20	-13%
6	5	12	22	20	-9%
16	22	17	18	20	11%
45	64	23	16	20	25%
4	9	14	16	20	25%
9	26	37	12	20	67%
17	22	15	12	20	67%
34	19	23	26	19	-27%
132	67	40	25	19	-24%
17	14	14	25	19	-24%
24	26	16	18	19	6%
18	18	18	12	19	58%
8	24	16	11	19	73%
5	11	11	11	19	73%
19	23	13	9	19	111%
56	65	2	4	19	375%
50	34	63	56	18	-68%
9	13	12	22	18	-18%
29	22	35	17	18	6%
13	37	30	17	18	6%
90	124	66	16	18	13%
22	17	28	39	17	-56%
12	21	35	30	17	-43%
43	27	44	27	17	-37%
48	37	33	22	17	-23%
25	31	26	15	17	13%
1	4	3	6	17	183%
1	1	1	4	17	325%
6	12	10	23	16	-30%
15	22	27	22	16	-27%
10	11	14	20	16	-20%
10	17	14	15	16	7%
10	7	6	15	16	7%
12	12	11	13	16	23%
27	20	11	12	16	33%
9	15	23	10	16	60%

OAXACA	SANTA LUCIA DEL CAMINO	413	466	448	401	293
AGUASCALIENTES	JESUS MARIA	267	222	299	413	294
MICHOACAN	SAHUAYO	191	227	364	419	295
MEXICO	HUEYOXTLA	467	501	418	494	296
COAHUILA	PARRAS	701	881	1015	728	297
GUERRERO	TAXCO DE ALARCON	462	310	348	173	298
VERACRUZ	AMATLAN DE LOS REYES	149	203	151	186	299
CHIAPAS	TAPACHULA	183	142	163	210	300
VERACRUZ	RIO BLANCO	185	250	213	213	301
PUEBLA	ZACATLAN	312	281	248	235	302
OAXACA	SANTA CRUZ XOXOCOTLAN	339	316	383	263	303
SONORA	NAVOJOA	273	249	316	268	304
MEXICO	OCOYOACAC	435	406	341	284	305
SONORA	YECORA		734		336	306
JALISCO	CHAPALA	347	252	294	412	307
SINALOA	ANGOSTURA	383	329	332	416	308
COLIMA	TECOMAN	277	463	315	438	309
VERACRUZ	IXTACZOQUITLAN	352	233	206	233	310
OAXACA	JUCHITAN DE ZARAGOZA	122	157	252	236	311
VERACRUZ	PAPANTLA	156	196	265	261	312
JALISCO	BARCA LA	285	339	372	285	313
TLAXCALA	SAN PABLO DEL MONTE	365	282	283	290	314
HIDALGO	ZEMPOALA	346	308	301	292	315
MICHOACAN	TARIMBARO	260	313	292	301	316
PUEBLA	TEZIUTLAN	282	354	238	310	317
MICHOACAN	MARAVATIO	471	332	404	315	318
MEXICO	APAXCO	335	359	303	322	319
SINALOA	SALVADOR ALVARADO	180	215	225	338	320
SAN LUIS POTOSI	VILLA DE ARRIAGA	559	507	499	450	321
SAN LUIS POTOSI	CARDENAS	272	285	368	490	322
ZACATECAS	PINOS	796	897	737	521	323
PUEBLA	ACAJETE	349	232	282	209	324
PUEBLA	PALMAR DE BRAVO	197	138	167	228	325
MICHOACAN	BUENAVISTA	243	237	231	248	326
GUANAJUATO	URIANGATO	625	516	537	275	327
OAXACA	HUAJUAPAM DE LEON	174	226	267	279	328
MEXICO	IXTLAHUACA	269	262	318	293	329
VERACRUZ	TEMAPACHE	354	373	373	328	330
MICHOACAN	PARACHO	327	356	349	359	331
MORELOS	PUENTE DE IXTLA	362	420	526	383	332
PUEBLA	QUECHOLAC	289	256	185	389	333
GUERRERO	COYUCA DE CATALAN	373	448	529	405	334
PUEBLA	TLAHUAPAN	505	539	540	406	335
TLAXCALA	ZACATELCO	398	421	376	420	336
JALISCO	JOCOTEPEC	582	510	477	591	337
NUEVO LEON	SANTIAGO	208	218	254	189	338
TLAXCALA	YAUHQUEMECAN	223	219	220	234	339
VERACRUZ	CHOAPAS LAS	275	242	309	258	340
MEXICO	ACULCO		591	424	259	341
MEXICO	TEQUIXQUIAC	361	447	495	265	342
CHIAPAS	CHIAPA DE CORZO	369	401	314	281	343
QUINTANA ROO	DESCONOCIDO	231	211	219	318	344
JALISCO	ZAPOTLAN EL GRANDE	279	279	336	326	345
NUEVO LEON	CARMEN	328	444	358	327	346
MICHOACAN	GABRIEL ZAMORA	377	362	323	344	347
MEXICO	AXAPUSCO	492	260	310	415	348
MICHOACAN	PERIBAN	378	403	305	437	349
SONORA	MAGDALENA	416	565	631	455	350
TABASCO	TEAPA	304	358	441	535	351
MICHOACAN	CUITZEO	1084	588	592	675	352

10	9	9	10	16	60%
23	35	18	9	16	78%
42	34	12	9	16	78%
8	8	10	6	16	167%
3	2	1	3	16	433%
8	21	13	42	15	-64%
68	42	66	36	15	-58%
45	84	59	30	15	-50%
45	29	34	30	15	-50%
18	24	26	25	15	-40%
15	20	11	20	15	-25%
23	30	16	19	15	-21%
9	12	14	18	15	-17%
	4		14	15	7%
14	29	19	9	15	67%
12	19	15	9	15	67%
22	9	17	8	15	88%
14	34	36	25	14	-44%
92	71	25	25	14	-44%
61	46	23	20	14	-30%
21	18	12	18	14	-22%
13	24	21	17	14	-18%
14	21	18	17	14	-18%
25	20	20	16	14	-13%
22	16	28	15	14	-7%
8	19	10	15	14	-7%
15	15	18	14	14	0%
47	37	31	13	14	8%
6	8	7	8	14	75%
23	23	12	6	14	133%
3	2	3	6	14	133%
14	34	21	31	13	-58%
41	88	56	26	13	-50%
29	32	30	22	13	-41%
4	8	6	19	13	-32%
49	34	23	18	13	-28%
23	27	16	17	13	-24%
14	14	12	14	13	-7%
16	16	13	12	13	8%
13	11	6	11	13	18%
21	28	43	10	13	30%
12	10	6	10	13	30%
7	7	6	10	13	30%
11	11	12	9	13	44%
5	8	8	4	13	225%
37	36	25	36	12	-67%
33	36	32	25	12	-52%
23	31	17	21	12	-43%
	6	10	21	12	-43%
13	10	7	20	12	-40%
12	12	17	18	12	-33%
31	39	32	14	12	-14%
22	24	14	14	12	-14%
16	10	13	14	12	-14%
12	15	16	13	12	-8%
7	28	17	9	12	33%
12	12	18	8	12	50%
10	6	4	8	12	50%
19	15	9	5	12	140%
1	6	5	3	12	300%

NUEVO LEON	LINARES	311	559	630	680	353
MEXICO	TONANITLA	646	545	453	272	354
HIDALGO	APAN	356	301	347	304	355
MEXICO	SAN MARTIN DE LAS PIRAMIDES	296	324	385	306	356
VERACRUZ	TRES VALLES	423	651	281	320	357
QUERETARO	TEQUISQUIAPAN	452	379	326	324	358
MEXICO	SOYANQUILPAN DE JUAREZ	861	793	380	330	359
TABASCO	CENTLA	303	400	304	341	360
MEXICO	COCOTITLAN	391	494	416	363	361
JALISCO	ACATLAN DE JUAREZ	299	383	239	371	362
CHIAPAS	OCOSINGO	403	423	306	373	363
VERACRUZ	AGUA DULCE	305	150	435	425	364
TLAXCALA	IXTACUIXTLA DE MARIANO MATAM	457	470	329	439	365
QUERETARO	CADEREYTA DE MONTES	763	552	454	498	366
MEXICO	JUCHITEPEC	730	777	986	570	367
MORELOS	TLALTIZAPAN	472	744	510	597	368
MICHOACAN	JIQUILPAN	544	409	492	665	369
ZACATECAS	JEREZ	948	804	513	667	370
COAHUILA	SAN PEDRO		829	610	783	371
GUANAJUATO	SAN DIEGO DE LA UNION	1013	717	556	937	372
DURANGO	PUEBLO NUEVO	1008	1105	753	978	373
TABASCO	JALPA DE MENDEZ	154	147	215	218	374
MORELOS	AYALA	396	648	552	308	375
MICHOACAN	SALVADOR ESCALANTE	590	479	394	331	376
VERACRUZ	ALVARADO	421	533	539	333	377
TAMAULIPAS	MANTE EL	216	461	258	340	378
GUERRERO	PUNGARABATO	294	491	475	350	379
COAHUILA	ARTEAGA	314	443	357	360	380
SINALOA	SINALOA	233	274	367	361	381
GUERRERO	TLAPA DE COMONFORT	298	399	688	368	382
NUEVO LEON	GENERAL ZUAZUA	593	542	308	374	383
MEXICO	CALIMAYA	535	366	351	376	384
MICHOACAN	TUXPAN	876	909	738	388	385
OAXACA	SALINA CRUZ	244	323	249	391	386
TLAXCALA	NATIVITAS	921	524	420	398	387
PUEBLA	TOCHTEPEC	668	518	395	423	388
HIDALGO	HUICHAPAN	630	303	285	434	389
GUERRERO	CHILAPA DE ALVAREZ	388	647	427	496	390
PUEBLA	SAN SALVADOR EL VERDE	602	412	408	534	391
HIDALGO	IXMIQUILPAN	491	253	317	579	392
VERACRUZ	ACTOPAN	567	1030	464	589	393
MORELOS	ATLATLAHUCAN	878	710	484	592	394
VERACRUZ	OMEALCA	785	553	697	614	395
NUEVO LEON	GALEANA	546	668		650	396
MICHOACAN	DESCONOCIDO	543	435	621	785	397
COAHUILA	FRONTERA	815	1063	866	833	398
HIDALGO	DESCONOCIDO	628	679	976	853	399
QUERETARO	AMEALCO DE BONFIL	451	450	474	260	400
MICHOACAN	ARIO	470	331	257	278	401
SINALOA	ELOTA	219	304	322	294	402
MEXICO	VILLA GUERRERO		527	396	314	403
MEXICO	TENANCINGO	393	389	374	329	404
GUANAJUATO	MOROLEON	825	583	423	347	405
MEXICO	TEMASCALAPA	336	360	297	355	406
MEXICO	POLOTITLAN	392	375	313	357	407
TLAXCALA	PAPALOTLA DE XICOHTENCATL	477	503	419	364	408
MEXICO	CHINCONCUAC	348	418	410	378	409
GUERRERO	UNION DE ISIDRO MONTES DE OCA	258	352	470	402	410
GUERRERO	EDUARDO NERI	324	289	346	418	411
VERACRUZ	PANUCO	353	328	467	447	412

18	6	4	3	12	300%
4	7	9	19	11	-42%
13	22	13	16	11	-31%
20	19	11	16	11	-31%
10	4	22	14	11	-21%
9	14	16	14	11	-21%
2	3	12	14	11	-21%
19	12	18	13	11	-15%
11	8	10	12	11	-8%
19	13	28	11	11	0%
10	11	18	11	11	0%
19	76	9	9	11	22%
9	9	16	8	11	38%
3	7	9	6	11	83%
3	3	1	5	11	120%
8	3	7	4	11	175%
6	12	7	3	11	267%
2	3	7	3	11	267%
	3	5	2	11	450%
1	4	6	1	11	1000%
1	1	3	1	11	1000%
62	78	33	29	10	-66%
11	4	6	16	10	-38%
5	9	11	14	10	-29%
10	7	6	14	10	-29%
35	9	25	13	10	-23%
20	8	8	13	10	-23%
17	10	13	12	10	-17%
31	25	12	12	10	-17%
19	12	3	12	10	-17%
5	7	18	11	10	-9%
6	15	13	11	10	-9%
2	2	3	11	10	-9%
29	19	26	10	10	0%
2	8	10	10	10	0%
4	8	11	9	10	11%
4	22	21	8	10	25%
11	4	10	6	10	67%
5	12	10	5	10	100%
7	29	16	4	10	150%
6	1	9	4	10	150%
2	4	8	4	10	150%
3	7	3	4	10	150%
6	4		4	10	150%
6	11	4	2	10	400%
2	1	2	2	10	400%
4	4	1	2	10	400%
9	10	8	21	9	-57%
8	19	25	18	9	-50%
34	21	16	17	9	-47%
	8	11	15	9	-40%
11	13	12	14	9	-36%
2	6	10	13	9	-31%
15	15	19	12	9	-25%
11	14	17	12	9	-25%
8	8	10	12	9	-25%
14	11	10	11	9	-18%
25	16	8	10	9	-10%
16	23	13	9	9	0%
14	19	8	8	9	13%



ZACATECAS	SOMBRERETE	955	921	846	459	413
MEXICO	ACAMBAY	359	318	370	491	414
GUANAJUATO	PURISIMA DEL RINCON	525	752	401	531	415
SINALOA	MOCORITO	455	283	466	539	416
JALISCO	ACATIC	632	517	695	557	417
HIDALGO	ZAPOTLAN DE JUAREZ	578	570	702	617	418
MEXICO	TEPETLAOXTOC	645	440	784	702	419
QUERETARO	DESCONOCIDO	313	371	387	762	420
JALISCO	AHUALULCO DE MERCADO		730	983	854	421
TLAXCALA	XICOHTZINCO	1226	956	433	929	422
MEXICO	VILLA VICTORIA	648	441	785	985	423
VERACRUZ	ANTIGUA LA	205	240	179	296	424
PUEBLA	LIBRES	192	180	229	309	425
VERACRUZ	TIHUATLAN	193	272	330	325	426
VERACRUZ	SAYULA DE ALEMAN	399	270	147	337	427
JALISCO	ATOTONILCO EL ALTO	407	495	307	342	428
SONORA	PUERTO PEDASCO	292	355	279	354	429
GUERRERO	COYUCA DE BENITEZ	487	660	505	366	430
TABASCO	JALAPA	418	302	438	381	431
SONORA	DESCONOCIDO	227	273	366	396	432
PUEBLA	AHUAZOTEPEC	288	280	300	414	433
ZACATECAS	OJOCALIENTE	952	715	645	432	434
ZACATECAS	LORETO	519	751	650	456	435
JALISCO	JAMAY	635	543	627	480	436
PUEBLA	JUAN C. BONILLA	756	578	422	495	437
JALISCO	AMATITAN	633	763	719	519	438
COAHUILA	CASTAÑOS	404	377	325	527	439
MORELOS	ZACATEPEC DE HIDALGO	500	474	579	549	440
GUANAJUATO	MANUEL DOBLADO	485	380	572	602	441
QUERETARO	HUIMILPAN	557	670	709	620	442
OAXACA	TLACOLULA DE MATAMOROS	897	555	791	703	443
JALISCO	ZACOALCO DE TORRES	358	739	429	928	444
CHIHUAHUA	DESCONOCIDO	573	608	960	1022	445
MICHOACAN	TACAMBARO	287	287	270	251	446
CHIAPAS	OCOZOCOAUTLA DE ESPINOSA	524	434	391	271	447
QUERETARO	COLON	556	605	481	273	448
ZACATECAS	CALERA	401	376	251	277	449
VERACRUZ	MARTINEZ DE LA TORRE	306	223	277	300	450
TAMAULIPAS	MIGUEL ALEMAN	456	428	446	316	451
PUEBLA	RAFAEL LARA GRAJALES	414	449	622	334	452
OAXACA	SAN BARTOLO COYOTEPEC	445	500	693	335	453
CAMPECHE	CALKINI	402	563	957	369	454
MICHOACAN	PURUANDIRO	1089	1126	434	380	455
MEXICO	SAN ANTONIO LA ISLA	539	408	444	382	456
MEXICO	NOPALTEPEC	409	343	386	397	457
MICHOACAN	TARETAN	545	357	440	400	458
SAN LUIS POTOSI	RIOVERDE	558	478	393	422	459
MEXICO	CHIAUTLA	640	350	491	468	460
HIDALGO	SANTIAGO TULANTEPEC DE LUGO G	431	467	577	475	461
MEXICO	TENANGO DEL VALLE	468	471	578	476	462
VERACRUZ	IXHUATLAN DEL SURESTE	480	851	461	500	463
PUEBLA	OCOYUCAN	601	676	378	530	464
GUERRERO	ATOYAC DE ALVAREZ	387	493	450	537	465
TLAXCALA	CUAPIAXTLA	261	346	522	546	466
MEXICO	MORELOS	731	691	603	553	467
CAMPECHE	CHAMPOTON	690	771	722	559	468
PUEBLA	SAN SALVADOR HUIXCOLOTLA	665	266	235	578	469
VERACRUZ	OLUTA	615	761	363	582	470
GUERRERO	JOSE AZUETA	333	259	569	601	471
GUERRERO	HUITZUCO DE LOS FIGUEROA	488	537	790	628	472

2	2	2	8	9	13%
13	20	12	6	9	50%
6	3	11	5	9	80%
9	24	8	5	9	80%
4	8	3	5	9	80%
5	6	3	4	9	125%
4	11	2	3	9	200%
18	14	11	2	9	350%
	4	1	2	9	350%
1	2	10	1	9	800%
4	11	2	1	9	800%
38	31	46	16	8	-50%
42	53	30	15	8	-47%
42	25	15	14	8	-43%
11	26	69	13	8	-38%
10	8	18	13	8	-38%
21	16	22	12	8	-33%
7	4	7	12	8	-33%
10	22	9	11	8	-27%
32	25	12	10	8	-20%
21	24	18	9	8	-11%
2	4	4	9	8	-11%
7	3	4	8	8	0%
4	7	4	7	8	14%
3	6	10	6	8	33%
4	3	3	6	8	33%
10	14	16	5	8	60%
7	9	5	5	8	60%
7	14	5	4	8	100%
6	4	3	4	8	100%
2	7	2	3	8	167%
13	3	10	1	8	700%
5	5	1	1	8	700%
21	23	23	22	7	-68%
6	11	11	19	7	-63%
6	5	8	19	7	-63%
11	14	26	18	7	-61%
19	35	22	16	7	-56%
9	11	9	15	7	-53%
10	10	4	14	7	-50%
9	8	3	14	7	-50%
10	6	1	12	7	-42%
1	1	10	11	7	-36%
6	12	9	11	7	-36%
10	18	11	10	7	-30%
6	16	9	10	7	-30%
6	9	11	9	7	-22%
4	17	7	7	7	0%
9	9	5	7	7	0%
8	9	5	7	7	0%
8	2	9	6	7	17%
5	4	12	5	7	40%
11	8	9	5	7	40%
25	17	6	5	7	40%
3	4	5	5	7	40%
3	3	3	5	7	40%
4	27	29	4	7	75%
5	3	13	4	7	75%
15	28	5	4	7	75%
7	7	2	4	7	75%

GUANAJUATO	CUERAMARO	704	613	962	719	473
MEXICO	CAPULHUAC	858	791	989	724	474
TLAXCALA	DESCONOCIDO	513	475	580	774	475
JALISCO	VILLA CORONA	727	1047	669	793	476
MEXICO	JOCOTITLAN	537	395	687	798	477
GUANAJUATO	DESCONOCIDO	344	385	945	845	478
PUEBLA	REYES DE JUAREZ LOS	449	407	354	926	479
SINALOA	CHOIX		1317	891	1005	480
VERACRUZ	ALTO LUCERO DE GUTIERREZ BARRI	777	1055		1136	481
QUINTANA ROO	PUERTO MORELOS				1232	482
VERACRUZ	JALTIPAN	385	388	263	250	483
VERACRUZ	CAMERINO Z MENDOZA	262	292	369	269	484
OAXACA	SANTO DOMINGO TEHUANTEPEC	330	244	278	319	485
DURANGO	LERDO	315	295	321	343	486
MEXICO	TEJUPILCO	436	535	397	346	487
CHIAPAS	ARRIAGA	482	598	545	385	488
VERACRUZ	COATZINTLA	460	743	430	399	489
TLAXCALA	TLAXCO	612	368	471	403	490
VERACRUZ	TEZONAPA	941	320	684	409	491
PUEBLA	CUAPIAXTLA DE MADERO	474	433	274	411	492
JALISCO	AMECA	533	854	514	430	493
GUERRERO	PETATLAN	489	473	333	440	494
JALISCO	PONCITLAN	583	541	398	442	495
HIDALGO	ACTOPAN	284	338	468	448	496
SAN LUIS POTOSI	VILLA HIDALGO	606		488	467	497
MEXICO	OTZOLOTEPEC	538	568	500	469	498
VERACRUZ	VEGA DE ALATORRE	685	574	632	481	499
MICHOACAN	PUREPERO	589	674	639	482	500
HIDALGO	EMILIANO ZAPATA	464	430	355	489	501
SONORA	HUATABAMPO	608	677	457	499	502
SINALOA	FUERTE EL	364	529	478	502	503
TLAXCALA	APETATITLAN DE ANTONIO CARVAJA	611	457	531	504	504
OAXACA	LOMA BONITA	655	546	541	505	505
SONORA	AGUA PRIETA	415	564	543	506	506
TABASCO	BALANCAN	509	665	554	508	507
SONORA	BACUM	674	548	628	513	508
PUEBLA	ACATLAN	281	353	686	516	509
OAXACA	SANTA MARIA ATZOMPA	661	874	730	520	510
PUEBLA	SAN SALVADOR EL SECO	450	276	465	538	511
CHIAPAS	BERRIOZABAL	618	762	605	554	512
VERACRUZ	GUTIERREZ ZAMORA	568	607	797	564	513
OAXACA	SAN JACINTO AMILPAS	748	1051	1057	574	514
JALISCO	CIUDAD GUZMAN	389	594	455	587	515
JALISCO	OJUELOS DE JALISCO	723	776	723	622	516
VERACRUZ	CERRO AZUL	779	580	793	630	517
HIDALGO	TEZONTEPEC DE ALDAMA	719	689	811	632	518
MEXICO	AMATEPEC		1222	885	637	519
ZACATECAS	TLALTENANGO DE SANCHEZ ROMAN	956	1093	1073	646	520
TLAXCALA	XALOZTOC	679	413	409	659	521
TLAXCALA	TETLA DE LA SOLIDARIDAD	419	425	527	669	522
HIDALGO	MINERAL DEL CHICO	631	868	661	686	523
OAXACA	TLALIXTAC DE CABRERA	502	663	456	763	524
HIDALGO	MIXQUIAHUALA DE JUAREZ	717	883	839	827	525
MICHOACAN	TINGUINDIN	738	886	515	931	526
MORELOS	TLAYACAPAN	499	852	562	938	527
MICHOACAN	TOCUMBO	653	682		1107	528
MORELOS	AXOCHIAPAN	879	586	795		529
SINALOA	ESCUINAPA	210	345	262	298	530
JALISCO	JALOSTOTITLAN	390	530	451	349	531
PUEBLA	CHOLULA			681	352	532

3	5	1	3	7	133%
2	3	1	3	7	133%
7	9	5	2	7	250%
3	1	4	2	7	250%
6	13	3	2	7	250%
14	13	1	2	7	250%
9	12	13	1	7	600%
	1	2	1	7	600%
3	1		1	7	600%
			1	7	600%
12	13	24	22	6	-73%
25	22	12	19	6	-68%
16	31	22	14	6	-57%
17	22	16	13	6	-54%
9	7	11	13	6	-54%
7	5	6	11	6	-45%
9	3	10	10	6	-40%
5	15	8	10	6	-40%
2	20	3	10	6	-40%
8	11	23	9	6	-33%
6	2	7	9	6	-33%
7	9	15	8	6	-25%
5	7	11	8	6	-25%
21	18	8	8	6	-25%
5		8	7	6	-14%
6	6	7	7	6	-14%
4	6	4	7	6	-14%
5	4	4	7	6	-14%
8	11	13	6	6	0%
5	4	9	6	6	0%
13	7	8	6	6	0%
5	10	6	6	6	0%
4	7	6	6	6	0%
10	6	6	6	6	0%
7	4	6	6	6	0%
4	7	4	6	6	0%
22	16	3	6	6	0%
4	2	3	6	6	0%
9	25	8	5	6	20%
4	3	5	5	6	20%
6	5	2	5	6	20%
3	1	1	5	6	20%
11	5	9	4	6	50%
3	3	3	4	6	50%
3	6	2	4	6	50%
3	4	2	4	6	50%
	1	2	4	6	50%
2	1	1	4	6	50%
4	12	10	3	6	100%
10	11	6	3	6	100%
4	2	4	3	6	100%
7	4	9	2	6	200%
3	2	2	2	6	200%
3	2	7	1	6	500%
7	2	6	1	6	500%
4	4		1	6	500%
2	6	2		6	#¡DIV/0!
37	17	24	16	5	-69%
11	7	9	13	5	-62%
		4	13	5	-62%

TLAXCALA	TEPETITLAN DE LARDIZABAL	678	550	587	408	533
HIDALGO	SINGUILUCAN	375	374	388	421	534
PUEBLA	SAN JOSE CHIAPA	504	394	443	427	535
MORELOS	YECAPIXTLA	440	499	417	445	536
HIDALGO	TLAXCOAPAN	432	534	452	446	537
MICHOACAN	NUEVO URECHO	873	908	517	451	538
MEXICO	ALMOLOYA DE ALQUISIRAS	857	790	826	458	539
PUEBLA	SAN MIGUEL XOXTLA	551	367	324	462	540
MICHOACAN	ARTEAGA	325	269	381	463	541
QUINTANA ROO	BACALAR		1307	890	485	542
ZACATECAS	VALPARAISO	1268	1164		488	543
QUERETARO	EZEQUIEL MONTES	507	454	412	493	544
GUERRERO	TECPAN DE GALEANA	463	452	447	497	545
COAHUILA	ACUÑA	813	701	712	558	546
MEXICO	IXTAPAN DE LA SAL	493	393	442	586	547
PUEBLA	TECALI DE HERRERA	476	502	476	590	548
JALISCO	SAYULA	466	657	504	596	549
MEXICO	XALATLACO	469	432	620	608	550
NUEVO LEON	SABINAS HIDALGO	594	862	431	662	551
OAXACA	SAN PEDRO MIXTEPEC DISTR. 22	549	569	501	666	552
HIDALGO	TOLCAYUCA	532	476	534	670	553
CHIHUAHUA	CAMARGO	985	809	561	672	554
BAJA CALIFORNIA	DESCONOCIDO	520	540	585	673	555
JALISCO	JUANACATLAN	636	544	586	674	556
MICHOACAN	ALVARO OBREGON	1078	1124	616	679	557
HIDALGO	EPAZOYUCAN	629	680	641	683	558
NAYARIT	XALISCO	1100	721	714	696	559
VERACRUZ	SAN JUAN EVANGELISTA	938	714	980	721	560
MICHOACAN	ACUITZIO	437	850		748	561
SINALOA	BADIRAGUATO	508	747	557	773	562
HIDALGO	VILLA DE TEZONTEPEC	577	509	581	775	563
YUCATAN	PROGRESO	792	487	625	788	564
TLAXCALA	ATLANGATEPEC			776	811	565
MICHOACAN	TANCITARO	1091	639	805	817	566
NUEVO LEON	HIDALGO	363	740	818	821	567
HIDALGO	HUEJUTLA DE REYES	334	560	542	935	568
VERACRUZ	LERDO DE TEJADA	1239	961	565	939	569
MORELOS	DESCONOCIDO	411	849	657	954	570
TLAXCALA	PANOTLA	565	606	705	967	571
HIDALGO	ATOTONILCO EL GRANDE	715	458	786	986	572
NUEVO LEON	DOCTOR ARROYO			1212	1090	573
CHIAPAS	VENUSTIANO CARRANZA	257	442	574		574
GUERRERO	DESCONOCIDO	213	335	619		575
JALISCO	TUXPAN	585	861	729		576
NUEVO LEON	GENERAL TERAN			1213		577
ZACATECAS	MAZAPIL			1267		578
VERACRUZ	NOGALES	172	246	291	257	579
PUEBLA	TLACOTEPEC DE BENITO JUAREZ	271	187	253	297	580
JALISCO	SAN MIGUEL EL ALTO	584	609	425	307	581
PUEBLA	TEPEYAHUALCO	759	695	506	332	582
PUEBLA	NOPALUCAN	600	438	528	367	583
TABASCO	TENOSIQUE	331	275	335	394	584
SONORA	EMPALME	563	755	511	404	585
MORELOS	AMACUZAC		985	1047	410	586
TLAXCALA	MAGDALENA TLALTELULCO, LA	564	756	512	429	587
JALISCO	ZAPOTILIC	534	604	548	453	588
NAYARIT	COMPOSTELA	501	599	546	472	589
MICHOACAN	TANGAMANDAPIO	496	538	626	479	590
HIDALGO	SAN AGUSTIN TLAXIACA	1043	636	804	483	591
MEXICO	XONACATLAN	494	453	411	492	592

4	7	5	10	5	-50%
12	14	11	9	5	-44%
7	13	9	9	5	-44%
9	8	10	8	5	-38%
9	7	9	8	5	-38%
2	2	7	8	5	-38%
2	3	2	8	5	-38%
6	15	16	7	5	-29%
16	26	11	7	5	-29%
	1	2	7	5	-29%
1	1		7	5	-29%
7	10	10	6	5	-17%
8	10	9	6	5	-17%
2	4	3	5	5	0%
7	13	9	4	5	25%
8	8	8	4	5	25%
8	4	7	4	5	25%
8	11	4	4	5	25%
5	2	10	3	5	67%
6	6	7	3	5	67%
6	9	6	3	5	67%
1	3	6	3	5	67%
6	7	5	3	5	67%
4	7	5	3	5	67%
1	1	5	3	5	67%
4	4	4	3	5	67%
1	4	3	3	5	67%
2	4	1	3	5	67%
9	2		3	5	67%
7	3	6	2	5	150%
5	8	5	2	5	150%
3	9	4	2	5	150%
		3	2	5	150%
1	5	2	2	5	150%
13	3	2	2	5	150%
15	6	6	1	5	400%
1	2	6	1	5	400%
10	2	4	1	5	400%
6	5	3	1	5	400%
3	10	2	1	5	400%
		1	1	5	400%
25	10	5		5	#¡DIV/0!
35	18	4		5	#¡DIV/0!
5	2	3		5	#¡DIV/0!
		1		5	#¡DIV/0!
		1		5	#¡DIV/0!
50	30	20	21	4	-81%
23	50	25	16	4	-75%
5	5	10	16	4	-75%
3	4	7	14	4	-71%
5	11	6	12	4	-67%
16	25	14	10	4	-60%
6	3	7	10	4	-60%
	2	1	10	4	-60%
6	3	7	9	4	-56%
6	5	6	8	4	-50%
7	5	6	7	4	-43%
7	7	4	7	4	-43%
1	5	2	7	4	-43%
7	10	10	6	4	-33%

OAXACA	MATIAS ROMERO	397	342	469	501	593
VERACRUZ	MALTRATA	237	213	489	503	594
TLAXCALA	TEOLOCHOLCO	775	893	612	512	595
SONORA	ETCHOJOA	676		677	515	596
CHIAPAS	JUAREZ	370	741	716	518	597
VERACRUZ	OTEAPAN	616	513	949	523	598
CHIHUAHUA	ALDAMA	983	924	1027	524	599
MICHOACAN	ZIRACUARETIRO	498	662	362	529	600
PUEBLA	TEPANCO DE LOPEZ	666	482	497	543	601
MEXICO	TEMOAYA	540	506	498	544	602
CHIAPAS	CINTALAPA	522	601	547	547	603
MEXICO	TONATICO	588	437	573	548	604
MICHOACAN	CHURINTZIO	1081			577	605
PUEBLA	ORIENTAL	381	492	344	580	606
NAYARIT	ACAPONETA	441	469	414	584	607
MICHOACAN	HUETAMO	734	616	502	594	608
CHIAPAS	TONALA	224	216	568	600	609
CHIHUAHUA	MEOQUI	621	1034	615	607	610
OAXACA	VILLA DE ZAACHILA	753	782	724	623	611
TLAXCALA	TENANCINGO	566	859	728	624	612
MEXICO	TEMAMATLA	862	1074	751	625	613
QUINTANA ROO	LAZARO CARDENAS	1188	1147	755	626	614
CHIHUAHUA	NUEVO CASAS GRANDES	622	514	950	638	615
VERACRUZ	HUATUSCO	780	486	415	660	616
MICHOACAN	PANINDICUARO	737	779	559	671	617
ZACATECAS	JALPA	1264	1162	673	688	618
TLAXCALA	SANTA ISABEL XILOXOTLA	925	587	703	693	619
SONORA	CANANEA	675	769	721	697	620
VERACRUZ	ANGEL R CABADA	1229	1154	880	712	621
SAN LUIS POTOSI	ZARAGOZA		528	953	717	622
MEXICO	TEPETLIXPA	863	794	990	725	623
VERACRUZ	NAUTLA	1242	962	1040	730	624
JALISCO	IXTLAHUACAN DEL RIO	722	775		746	625
TABASCO	TACOTALPA	770	697	642	790	626
VERACRUZ	PUENTE NACIONAL	787	554	698	799	627
NUEVO LEON	GENERAL BRAVO	744	888	734	803	628
OAXACA	CIUDAD IXTEPEC	547	477	787	814	629
MORELOS	JANTETELCO	1093	816	833	824	630
ZACATECAS	MIGUEL AUZA	950	919	844	828	631
PUEBLA	SAN GREGORIO ATZOMPA	1172	1143	877	836	632
TAMAULIPAS	CAMARGO	609	865	1010	858	633
JALISCO	UNION DE SAN ANTONIO	855	905	1023	861	634
CHIHUAHUA	SANTA ISABEL			1175	879	635
TLAXCALA	XALTOCAN	420	496		885	636
JALISCO	HUERTA LA	1053			914	637
TABASCO	DESCONOCIDO	204	199	275	925	638
DURANGO	MAPIMI		728	646	949	639
MICHOACAN	COPANDARO		732	647	950	640
ZACATECAS	MORELOS	1265	966	668	960	641
MICHOACAN	MARCOS CASTELLANOS	871	585	794	987	642
PUEBLA	TEPATLAXCO DE HIDALGO		592	796	988	643
AGUASCALIENTES	CALVILLO	617	1032	859	995	644
SONORA	SANTA ANA		1322	893	1006	645
MICHOACAN	TLALPUJAHUA	874	795	991	1028	646
SAN LUIS POTOSI	CEDRAL	1189	1148	1084	1057	647
JALISCO	COLOTLAN	846		1124	1070	648
COLIMA	COMALA	1005	1104		1140	649
JALISCO	VILLA GUERRERO				1205	650
OAXACA	SAN MARCOS ARTEAGA				1222	651
JALISCO	MAGDALENA	637	572	544		652

11	18	8	6	4	-33%
30	38	7	6	4	-33%
3	2	5	6	4	-33%
4		4	6	4	-33%
12	3	3	6	4	-33%
5	8	1	6	4	-33%
1	2	1	6	4	-33%
7	4	13	5	4	-20%
4	9	7	5	4	-20%
6	8	7	5	4	-20%
6	5	6	5	4	-20%
5	11	5	5	4	-20%
1			5	4	-20%
12	8	14	4	4	0%
9	9	10	4	4	0%
3	5	7	4	4	0%
32	37	5	4	4	0%
4	1	5	4	4	0%
3	3	3	4	4	0%
6	2	3	4	4	0%
2	1	3	4	4	0%
1	1	3	4	4	0%
4	8	1	4	4	0%
3	9	10	3	4	33%
3	3	6	3	4	33%
1	1	4	3	4	33%
2	6	3	3	4	33%
4	3	3	3	4	33%
1	1	2	3	4	33%
	8	1	3	4	33%
2	3	1	3	4	33%
1	2	1	3	4	33%
3	3		3	4	33%
3	4	4	2	4	100%
3	7	3	2	4	100%
3	2	3	2	4	100%
6	9	2	2	4	100%
1	3	2	2	4	100%
2	2	2	2	4	100%
1	1	2	2	4	100%
5	2	1	2	4	100%
2	2	1	2	4	100%
		1	2	4	100%
10	8		2	4	100%
1			2	4	100%
38	45	22	1	4	300%
	4	4	1	4	300%
	4	4	1	4	300%
1	2	4	1	4	300%
2	6	2	1	4	300%
	6	2	1	4	300%
4	1	2	1	4	300%
	1	2	1	4	300%
2	3	1	1	4	300%
1	1	1	1	4	300%
2		1	1	4	300%
1	1		1	4	300%
			1	4	300%
			1	4	300%
4	6	6		4	#iDIV/0!

CHIHUAHUA	AHUMADA	810	1062	865		653
DURANGO	VICENTE GUERRERO	703	774	985		654
PUEBLA	TLAXCO	554	857	1008		655
PUEBLA	SAN ANTONIO CADADA	905	912	1025		656
CHIAPAS	HUISTAN	971	1099			657
VERACRUZ	SAN ANDRES TUXTLA	461	392	389	264	658
VERACRUZ	CARRILLO PUERTO	515	750	558	407	659
JALISCO	AYOTLAN	845	704	508	428	660
CHIAPAS	HUIXTLA	571	333	286	435	661
VERACRUZ	NANCHITAL DE LAZARO CARDENAS	220	322	403	443	662
ZACATECAS	RIO GRANDE	953	632	551	454	663
VERACRUZ	CHINAMECA	479	658	974	460	664
MICHOACAN	TEPALCATEPEC	591	758	459	465	665
SAN LUIS POTOSI	VILLA DE REYES	769	696	507	470	666
TLAXCALA	SANCTORUM DE LAZARO CARDENAS	774	785	560	473	667
GUANAJUATO	DOCTOR MORA	823	900	613	477	668
GUANAJUATO	TARANDACUAO		1194	617	478	669
SAN LUIS POTOSI	SALINAS	1196	949	1035	486	670
SAN LUIS POTOSI	MEXQUITIC DE CARMONA	673	877	611	511	671
VERACRUZ	MARIANO ESCOBEDO	1240	726		525	672
AGUASCALIENTES	SAN FRANCISCO DE LOS ROMO	424	497	334	528	673
TLAXCALA	CARMEN TEQUEXQUITLA, EL	265	490	449	536	674
TAMAULIPAS	SAN FERNANDO	512	666	483	542	675
QUINTANA ROO	FELIPE CARRILLO PUERTO	671	876	662	556	676
GUANAJUATO	JERECUARO	824	789	725	560	677
OAXACA	VILLA DE ETLA	597	480	788	563	678
HIDALGO	CUAUTEPEC DE HINOJOSA	840	703	977	567	679
PUEBLA	SAN NICOLAS DE BUENOS AIRES	1173	724	982	569	680
COAHUILA	SABINAS	484	746	379	583	681
ZACATECAS	LUIS MOYA	795	896	564	599	682
VERACRUZ	TANTOYUCA	789	623	596	605	683
JALISCO	TOTOTLAN	854	626	634	610	684
MICHOACAN	CONTEPEC	541	855	658	612	685
HIDALGO	PROGRESO DE OBREGON	430	566	700	615	686
VERACRUZ	TLAPACOYAN	518	567	701	616	687
MEXICO	ATLAUTLA	639	573	792	629	688
CHIHUAHUA	JIMENEZ		642	970	640	689
VERACRUZ	SANTIAGO TUXTLA	1248	965	1041	644	690
HIDALGO	TLANALAPA	844	584		649	691
GUANAJUATO	HUANIMARO	1011	716	458	664	692
JALISCO	SAN MARTIN DE HIDALGO	853	523	696	691	693
VERACRUZ	AMATITLAN	1228	590	704	694	694
MICHOACAN	ERONGARICUARO			772	700	695
MICHOACAN	YURECUARO	395	404	780	701	696
OAXACA	SAN PABLO ETLA	658	683	808	705	697
MICHOACAN	VISTA HERMOSA	394	531	954	718	698
MICHOACAN	LAGUNILLAS	1086	1125	1079	735	699
CHIAPAS	SUCHIAPA	698		1118	736	700
VERACRUZ	URSULO GALVAN	400	422		744	701
TAMAULIPAS	SOTO LA MARINA	1212			755	702
PUEBLA	GUADALUPE VICTORIA	448	391	524	770	703
HIDALGO	MINERAL DEL MONTE	531	603	593	779	704
GUANAJUATO	ROMITA	486	659	600	781	705
CHIHUAHUA	BOCOYNA	811	700	604	782	706
OAXACA	DESCONOCIDO	745	484	623	786	707
PUEBLA	CHIETLA	503	600	633	789	708
MICHOACAN	CHERAN	649	1035	746	806	709
MICHOACAN	HUACANA LA	868	398	779	812	710
GUERRERO	JUAN R. ESCUDERO	710	687	809	818	711
OAXACA	SAN ANTONIO DE LA CAL	1116	818	834	825	712

2	1	2		4	#¡DIV/0!
3	3	1		4	#¡DIV/0!
6	2	1		4	#¡DIV/0!
2	2	1		4	#¡DIV/0!
1	1			4	#¡DIV/0!
9	13	11	20	3	-85%
7	3	6	10	3	-70%
2	4	7	9	3	-67%
5	19	21	8	3	-63%
34	19	10	8	3	-63%
2	5	6	8	3	-63%
8	4	1	8	3	-63%
5	3	9	7	3	-57%
3	4	7	7	3	-57%
3	3	6	7	3	-57%
2	2	5	7	3	-57%
	1	5	7	3	-57%
1	2	1	7	3	-57%
4	2	5	6	3	-50%
1	4		6	3	-50%
9	8	15	5	3	-40%
24	8	9	5	3	-40%
7	4	8	5	3	-40%
4	2	4	5	3	-40%
2	3	3	5	3	-40%
5	9	2	5	3	-40%
2	4	1	5	3	-40%
1	4	1	5	3	-40%
7	3	12	4	3	-25%
3	2	6	4	3	-25%
3	5	5	4	3	-25%
2	5	4	4	3	-25%
6	2	4	4	3	-25%
9	6	3	4	3	-25%
7	6	3	4	3	-25%
4	6	2	4	3	-25%
	5	1	4	3	-25%
1	2	1	4	3	-25%
2	6		4	3	-25%
1	4	9	3	3	0%
2	8	3	3	3	0%
1	6	3	3	3	0%
		3	3	3	0%
11	12	2	3	3	0%
4	4	2	3	3	0%
11	7	1	3	3	0%
1	1	1	3	3	0%
3		1	3	3	0%
11	11		3	3	0%
1			3	3	0%
9	13	6	2	3	50%
6	5	5	2	3	50%
7	4	5	2	3	50%
2	4	5	2	3	50%
3	9	4	2	3	50%
7	5	4	2	3	50%
4	1	3	2	3	50%
2	13	2	2	3	50%
3	4	2	2	3	50%
1	3	2	2	3	50%

MEXICO	VILLA DE ALLENDE	1076		915	843	713
MEXICO	JIQUIPILCO	1070	637	968	851	714
CHIAPAS	CONCORDIA LA		1174	1089	870	715
CHIAPAS	TZIMOL			1169	878	716
VERACRUZ	PERLA LA			1259	883	717
SAN LUIS POTOSI	AHUALULCO	765	891		896	718
MORELOS	TEMOAC	1095	938		898	719
SONORA	IMURIS	1206	951		899	720
PUEBLA	TILAPA	1180	1145		906	721
PUEBLA	DESCONOCIDO	270	268	365	927	722
VERACRUZ	TLALIXCOYAN	942	488	535	934	723
TAMAULIPAS	TULA	1213	953	666	959	724
MICHOACAN	QUIROGA	439	468	691	965	725
AGUASCALIENTES	ASIENTOS	687	880	732	971	726
MEXICO	CHAPA DE MOTA		1223	886	1002	727
MICHOACAN	OCAMPO		1237	888	1003	728
MICHOACAN	ZINAPARO			931	1016	729
NUEVO LEON	CERRALVO			932	1017	730
GUERRERO	TEPECOACUILCO DE TRUJANO	712	614	963	1023	731
NUEVO LEON	ABASOLO	743	887	1017	1034	732
ZACATECAS	TEUL DE GONZALEZ ORTEGA		1355	1116	1067	733
VERACRUZ	PASO DEL MACHO	934		1129	1071	734
CALIFORNIA	SAN DIEGO	962		1132	1072	735
SAN LUIS POTOSI	CERRITOS	1190		1153	1079	736
JALISCO	ZAPOTLAN DEL REY	856	708		1109	737
AGUASCALIENTES	PABELLON DE ARTEAGA	797	1057		1137	738
ZACATECAS	NOCHISTLAN DE MEJIA	1266	1163		1146	739
MICHOACAN	ANGANGUEO		1229		1153	740
MORELOS	TETECALA	1097			1176	741
CHIAPAS	CHAMULA				1188	742
NUEVO LEON	DOCTOR COSS				1212	743
VERACRUZ	DESCONOCIDO	682	414	493		744
NUEVO LEON	DESCONOCIDO	442	427	494		745
OAXACA	ESPINAL EL		1254	567		746
MEXICO	AMANALCO			771		747
PUEBLA	SANTO TOMAS HUEYOTLIPAN		645	806		748
MICHOACAN	VENUSTIANO CARRANZA	497	661	807		749
PUEBLA	MOLCAXAC	904		905		750
ZACATECAS	GENERAL FRANCISCO R. MURGUIA			944		751
CHIAPAS	BOCHIL	570	508	947		752
CHIAPAS	JIQUIPILAS	973	808	996		753
TAMAULIPAS	MIER	610		1117		754
CHIAPAS	CHILON	694	576			755
VERACRUZ	IXMATLAHUACAN		1018			756
TABASCO	JONUTA	1210	1151			757
MICHOACAN	TZINTZUNTZAN	877				758
SAN LUIS POTOSI	VANEGAS	914				759
JALISCO	SAN MARTIN DE BOLADOS					760
VERACRUZ	OTATITLAN					761
VERACRUZ	IGNACIO DE LA LLAVE	569	757	651	387	762
NAYARIT	SANTIAGO IXCUINTLA	882	460	533	431	763
MEXICO	COATEPEC HARINAS	536	505	536	452	764
PUEBLA	XICOTEPEC	555	381	523	471	765
MEXICO	VILLA DEL CARBON	647	872	563	474	766
COLIMA	CUAUHTEMOC	225	351	571	509	767
CHIAPAS	VILLA FLORES	572	456	576	510	768
JALISCO	VILLA HIDALGO	1067	813		526	769
PUEBLA	SANTIAGO MIAHUATLAN	290	382	405	533	770
GUERRERO	ARCELIA	428	596	479	541	771
MEXICO	JILOTZINGO	587	511	582	550	772

			1	2	2	3	50%
		1	5	1	2	3	50%
			1	1	2	3	50%
				1	2	3	50%
				1	2	3	50%
		3	2		2	3	50%
		1	2		2	3	50%
		1	2		2	3	50%
		1	1		2	3	50%
		23	26	12	1	3	200%
		2	9	6	1	3	200%
		1	2	4	1	3	200%
		9	9	3	1	3	200%
		3	2	3	1	3	200%
			1	2	1	3	200%
			1	2	1	3	200%
				2	1	3	200%
				2	1	3	200%
		3	5	1	1	3	200%
		3	2	1	1	3	200%
			1	1	1	3	200%
		2		1	1	3	200%
		1		1	1	3	200%
		1		1	1	3	200%
		2	4		1	3	200%
		2	1		1	3	200%
		1	1		1	3	200%
			1	1	1	3	200%
		1			1	3	200%
					1	3	200%
					1	3	200%
		4	12	7		3	#;DIV/0!
		9	11	7		3	#;DIV/0!
			1	6		3	#;DIV/0!
				3		3	#;DIV/0!
			5	2		3	#;DIV/0!
		7	4	2		3	#;DIV/0!
		2		2		3	#;DIV/0!
				2		3	#;DIV/0!
		5	8	1		3	#;DIV/0!
		1	3	1		3	#;DIV/0!
		5		1		3	#;DIV/0!
		3	6			3	#;DIV/0!
			2			3	#;DIV/0!
		1	1			3	#;DIV/0!
		2				3	#;DIV/0!
		2				3	#;DIV/0!
						3	#;DIV/0!
		6	3	4	11	2	-82%
		2	10	6	9	2	-78%
		6	8	6	8	2	-75%
		6	14	6	7	2	-71%
		4	2	6	7	2	-71%
		32	16	5	6	2	-67%
		5	10	5	6	2	-67%
		1	3		6	2	-67%
		21	13	10	5	2	-60%
		9	5	8	5	2	-60%
		5	8	5	5	2	-60%



CAMPECHE	CANDELARIA	689	1040	860	566	773
CHIAPAS	PICHUCALCO	619	866	1011	573	774
OAXACA	SANTA MARIA HUATULCO	751	617	426	585	775
SAN LUIS POTOSI	SANTA MARIA DEL RIO	454	655	503	595	776
VERACRUZ	SAN RAFAEL	517	455	530	598	777
COAHUILA	MATAMOROS	342	446	575	603	778
HIDALGO	ZIMAPAN	579	672	601	606	779
JALISCO	DEGOLLADO	721	551	629	609	780
TLAXCALA	NANACAMILPA DE MARIANO ARISTA		489	692	613	781
VERACRUZ	SOCONUSCO	939	630	707	618	782
OAXACA	MIAHUATLAN DE PORFIRIO DIAZ	746	781	822	633	783
HIDALGO	TLAHUELILPAN	576	671	975	641	784
PUEBLA	ZARAGOZA	762	890	1018	643	785
VERACRUZ	YANGA	368	562	399	658	786
MICHOACAN	HUANDACAREO		733	428	661	787
MICHOACAN	TANHUATO	651	397	525	668	788
TLAXCALA	TOTOLAC	776	620	595	676	789
VERACRUZ	BANDERILLA	459	656	599	677	790
BAJA CALIFORNIA SUR	COMONDU	959	633	635	681	791
NUEVO LEON	CHINA	1102	817	655	685	792
JALISCO	TEOCALTICHE	1062	1120	672	687	793
TAMAULIPAS	VALLE HERMOSO	264	558	699	692	794
MEXICO	ISIDRO FABELA	641	765	821	708	795
MICHOACAN	COALCOMAN DE VAZQUEZ PALLAREZ		980	853	710	796
PUEBLA	TEHUITZINGO	603	512	948	715	797
MICHOACAN	COENEO	1083	815	999	726	798
MEXICO	MEXICALTZINGO	642	869	1012	727	799
GUERRERO	PILCAYA	834	1070	1063	732	800
MICHOACAN	TURICATO	875	1078	1064	733	801
COAHUILA	MUZQUIZ	817		1123	737	802
CHIAPAS	MOTOZINTLA	977		1134	738	803
TAMAULIPAS	BURGOS			1248	743	804
VERACRUZ	SOLEDAD DE DOBLADO		1341		752	805
GUERRERO	COCULA	708			753	806
TAMAULIPAS	ALDAMA				758	807
JALISCO	GUACHINANGO	465	431	356	760	808
NUEVO LEON	MARIN	1105	939	462	764	809
SINALOA	COSALA	607	864	486	766	810
OAXACA	SAN PEDRO POCHUTLA	446	654	598	780	811
MORELOS	TEPALcingo	739	1048	670	794	812
MORELOS	MIACATLAN	880	1079	671	795	813
QUERETARO	SAN JOAQUIN	670	685	711	800	814
SAN LUIS POTOSI	SAN ANTONIO		1008	745	805	815
SAN LUIS POTOSI	CIUDAD FERNANDEZ		1310	764	808	816
SINALOA	CONCORDIA	560	754	820	822	817
CHIHUAHUA	GUACHOCHI	812	787	824	823	818
VERACRUZ	ESPINAL		1335	895	839	819
AGUASCALIENTES	RINCON DE ROMOS	688		899	840	820
PUEBLA	CALPAN	1150		917	844	821
PUEBLA	TLATLAUQUITEPEC	667	547	955	846	822
VERACRUZ	ATZALAN	778	621	965	848	823
YUCATAN	KANASIN	945	631	967	850	824
VERACRUZ	COACOATZINTLA	422	650	973	852	825
MEXICO	TEMASCALTEPEC	644	871	1013	859	826
PUEBLA	SAN PABLO ANICANO	907	913	1026	862	827
SONORA	URES	1209	952	1036	863	828
DURANGO	CUENCAME	821	1065	1060	865	829
HIDALGO	TECOZAUTLA		1203	1094	871	830
MEXICO	TENANGO DEL AIRE		1226	1099	872	831
NUEVO LEON	ANAHUAC		1248	1105	874	832

3	1	2	5	2	-60%
4	2	1	5	2	-60%
3	5	10	4	2	-50%
9	4	7	4	2	-50%
7	10	6	4	2	-50%
14	10	5	4	2	-50%
5	4	5	4	2	-50%
3	7	4	4	2	-50%
	9	3	4	2	-50%
2	5	3	4	2	-50%
3	3	2	4	2	-50%
5	4	1	4	2	-50%
3	2	1	4	2	-50%
13	6	11	3	2	-33%
	4	10	3	2	-33%
4	13	6	3	2	-33%
3	5	5	3	2	-33%
9	4	5	3	2	-33%
1	5	4	3	2	-33%
1	3	4	3	2	-33%
1	1	4	3	2	-33%
24	6	3	3	2	-33%
4	3	2	3	2	-33%
	2	2	3	2	-33%
5	8	1	3	2	-33%
1	3	1	3	2	-33%
4	2	1	3	2	-33%
2	1	1	3	2	-33%
2	1	1	3	2	-33%
2		1	3	2	-33%
1		1	3	2	-33%
		1	3	2	-33%
	1		3	2	-33%
3			3	2	-33%
			3	2	-33%
8	11	13	2	2	0%
1	2	9	2	2	0%
5	2	8	2	2	0%
9	4	5	2	2	0%
3	1	4	2	2	0%
2	1	4	2	2	0%
4	4	3	2	2	0%
	2	3	2	2	0%
	1	3	2	2	0%
6	3	2	2	2	0%
2	3	2	2	2	0%
	1	2	2	2	0%
3		2	2	2	0%
1		2	2	2	0%
4	7	1	2	2	0%
3	5	1	2	2	0%
2	5	1	2	2	0%
10	4	1	2	2	0%
4	2	1	2	2	0%
2	2	1	2	2	0%
1	2	1	2	2	0%
2	1	1	2	2	0%
	1	1	2	2	0%
	1	1	2	2	0%

YUCATAN	QUINTANA ROO	1260		1158	877	833
JALISCO	TIZAPAN EL ALTO			1198	881	834
GUERRERO	OMETEPEC	429	498		886	835
PUEBLA	VENUSTIANO CARRANZA	605	571		887	836
PUEBLA	ZACAPOAXTLA	1183	589		888	837
QUINTANA ROO	JOSE MARIA MORELOS	1187	640		889	838
MORELOS	OCUITUCO	654	873		895	839
PUEBLA	PETLALCINGO		1295		910	840
JALISCO	COCULA	434	597	480	930	841
JALISCO	SAN JULIAN	851	707	555	936	842
VERACRUZ	JESUS CARRANZA	684	770	606	942	843
PUEBLA	TEPEXI DE RODRIGUEZ	553	669	638	946	844
GUERRERO	SAN MARCOS	836	702	644	948	845
PUEBLA	HUITZILAN DE SERDAN	664	768	652	951	846
MEXICO	PAPALOTLA		833	656	953	847
PUEBLA	ATEMPAN	900	911	664	957	848
MEXICO	OCUILAN	1071	934	665	958	849
HIDALGO	METZTITLAN	1037		679	961	850
PUEBLA	ZINACATEPEC	1184		680	962	851
VERACRUZ	ZONGOLICA			683	963	852
VERACRUZ	ACULTZINGO	458	429	690	964	853
CHIAPAS	DESCONOCIDO	523	504	694	966	854
GUERRERO	BUENAVISTA DE CUELLAR	829	1068	750	976	855
MEXICO	TEXCALYACAC		1228	759	979	856
CHIAPAS	FRONTERA COMALAPA	695	415	781	984	857
MEXICO	MALINALCO	859	792	827	990	858
JALISCO	GOMEZ FARIAS	1052	810	831	991	859
NAYARIT	IXTLAN DEL RIO	740	1049	863	997	860
PUEBLA	SOLTEPEC	1176		918	1013	861
CHIAPAS	VILLA CORZO		641	969	1025	862
OAXACA	SANTO DOMINGO ZANATEPEC	1143	941	1033	1042	863
TLAXCALA	SANTA ANA NOPALUCAN		1015	1053	1050	864
CHIAPAS	TECPATAN	483	1026	1055	1051	865
NUEVO LEON	DOCTOR GONZALEZ	883	1080	1065	1053	866
OAXACA	MAGDALENA APASCO	890	1082	1066	1054	867
CHIHUAHUA	JANOS	987	1100	1075	1056	868
JALISCO	MASCOTA		1214	1097	1059	869
PUEBLA	SAN FELIPE TEOTLALCINGO		1296	1108	1063	870
GUERRERO	ZIRANDARO	1032		1140	1074	871
NAYARIT	RUIZ	1099		1143	1076	872
CHIAPAS	JITOTOL			1164	1081	873
MORELOS	TLAQUILTENANGO			1207	1089	874
ZACATECAS	VILLA HIDALGO			1270	1100	875
NAYARIT	TECUALA	742	780		1112	876
ZACATECAS	GENERAL ENRIQUE ESTRADA		847		1116	877
HIDALGO	SANTIAGO DE ANAYA	374	848		1117	878
OAXACA	VILLA TUTUTEPEC DE MELCHOR O		993		1127	879
DURANGO	SANTIAGO PAPASQUIARO	1009	1106		1141	880
CHIAPAS	TRINITARIA LA		1177		1149	881
HIDALGO	CARDONAL	839			1167	882
CHIAPAS	OXCHUC	978			1170	883
JALISCO	SAN CRISTOBAL DE LA BARRANCA	1055			1175	884
SONORA	GENERAL PLUTARCO ELIAS CALLES	1204			1181	885
AGUASCALIENTES	SAN JOSE DE GRACIA				1185	886
JALISCO	HUEJUCAR				1202	887
CHIAPAS	SUCHIATE	981	635	597		888
MEXICO	AYAPANGO	586	673	602		889
TLAXCALA	TZOMPANTEPEC	1225	955	667		890
ZACATECAS	JUAN ALDAMA	794		766		891
DURANGO	DESCONOCIDO	1007	929	847		892

1		1	2	2	0%
		1	2	2	0%
9	8		2	2	0%
5	6		2	2	0%
1	6		2	2	0%
1	5		2	2	0%
4	2		2	2	0%
	1		2	2	0%
9	5	8	1	2	100%
2	4	6	1	2	100%
4	3	5	1	2	100%
6	4	4	1	2	100%
2	4	4	1	2	100%
4	3	4	1	2	100%
	3	4	1	2	100%
2	2	4	1	2	100%
1	2	4	1	2	100%
1		4	1	2	100%
1		4	1	2	100%
		4	1	2	100%
9	11	3	1	2	100%
6	8	3	1	2	100%
2	1	3	1	2	100%
	1	3	1	2	100%
3	12	2	1	2	100%
2	3	2	1	2	100%
1	3	2	1	2	100%
3	1	2	1	2	100%
1		2	1	2	100%
	5	1	1	2	100%
1	2	1	1	2	100%
	2	1	1	2	100%
7	1	1	1	2	100%
2	1	1	1	2	100%
2	1	1	1	2	100%
1	1	1	1	2	100%
	1	1	1	2	100%
	1	1	1	2	100%
1		1	1	2	100%
1		1	1	2	100%
		1	1	2	100%
		1	1	2	100%
3	3		1	2	100%
	3		1	2	100%
12	2		1	2	100%
	2		1	2	100%
1	1		1	2	100%
	1		1	2	100%
2			1	2	100%
1			1	2	100%
1			1	2	100%
			1	2	100%
1	5	5		2	#¡DIV/0!
5	4	5		2	#¡DIV/0!
1	2	4		2	#¡DIV/0!
3		3		2	#¡DIV/0!
1	2	2		2	#¡DIV/0!



GUANAJUATO	CORONEO		729		652	953
CHIAPAS	SAN FERNANDO	620	1033		654	954
OAXACA	BARRIO DE LA SOLEDAD EL	889	1081		655	955
DURANGO	CANATLAN	1006			656	956
HIDALGO	NOPALA DE VILLAGRAN	1039			657	957
SAN LUIS POTOSI	EBANO	913	914	432	663	958
TLAXCALA	CONTLA DE JUAN CUAMATZI	1216	823	608	678	959
OAXACA	OCOTLAN DE MORELOS	444	653	637	682	960
OAXACA	ASUNCION NOCHIXTLAN	443	742	648	684	961
SINALOA	DESCONOCIDO	320	348	685	689	962
OAXACA	SANTIAGO PINOTEPA NACIONAL	596	411	689	690	963
VERACRUZ	MISANTLA	783	622	706	695	964
PUEBLA	TEPEOJUMA	1178	947	741	698	965
HIDALGO	ARENAL EL	714	1044	748	699	966
JALISCO	VALLE DE GUADALUPE	726	615	799	704	967
OAXACA	SAN LORENZO CACAOTEPEC	749	694	812	706	968
GUERRERO	TLAPEHUALA	530	753	819	707	969
PUEBLA	TULCINGO	911	801	829	709	970
MICHOACAN	JUAREZ	869	1076	868	711	971
PUEBLA	GUADALUPE	1159	723	981	722	972
MICHOACAN	AQUILA	732	778	987	723	973
JALISCO	TECOLOTLAN		976	1044	731	974
CHIHUAHUA	AQUILES SERDAN			1170	739	975
SAN LUIS POTOSI	CHARCAS			1238	741	976
SONORA	ALTAR			1243	742	977
PUEBLA	TECOMATLAN		845		747	978
MICHOACAN	JIMENEZ		982		749	979
PUEBLA	ATZITZIHUACAN	1149			754	980
HIDALGO	TASQUILLO				756	981
PUEBLA	CADADA MORELOS	245	206	289	759	982
TLAXCALA	TETLATLAHUCA	1223	954	463	765	983
SAN LUIS POTOSI	GUADALCAZAR	453	451	496	767	984
VERACRUZ	PASO DE OVEJAS	786	894	516	769	985
TLAXCALA	AMAXAC DE GUERRERO	773	619	549	771	986
TLAXCALA	SANTA CRUZ TLAXCALA	924	627	550	772	987
VERACRUZ	HUILOAPAN	367	561	588	776	988
HIDALGO	ACATLAN	713	577	589	777	989
CHIAPAS	SALTO DE AGUA	804	582	591	778	990
ZACATECAS	VILLA GARCIA		1356	618	784	991
PUEBLA	CHIAUTLA	755	485	624	787	992
VERACRUZ	TECOLUTLA	790	698	643	791	993
YUCATAN	UMAN		1352	675	796	994
VERACRUZ	CHICONTEPEC			682	797	995
OAXACA	COSOLAPA	1110	722	715	801	996
CHIAPAS	PIJIJAPAN	697	612	798	815	997
CHIAPAS	MAZATAN	975	634	803	816	998
JALISCO	GRULLO EL	847	705	813	819	999
MICHOACAN	SANTA ANA MAYA	1090	937	849	830	1000
PUEBLA	FRANCISCO Z. MENA		995	857	831	1001
CHIAPAS	OSTUACAN	803	1059	864	832	1002
PUEBLA	TIANGUISMANALCO	1179	1144	878	837	1003
JALISCO	SAN IGNACIO CERRO GORDO	1056		912	842	1004
CHIAPAS	BENEMERITO DE LAS AMERICAS	693	575	958	847	1005
MICHOACAN	COAHUAYANA	1082	814	998	856	1006
CHIAPAS	TEOPISCA	807	899	1019	860	1007
OAXACA	SAN PEDRO TAPANATEPEC	894	1084	1068	866	1008
PUEBLA	TLALTENANGO	910	1087	1070	867	1009
SAN LUIS POTOSI	CIUDAD DEL MAIZ	1191		1154	875	1010
MICHOACAN	IXTLAN	735	693		891	1011
MICHOACAN	CARACUARO	865	709		892	1012

		4		4	1	-75%
4	1		4	1		-75%
2	1		4	1		-75%
1			4	1		-75%
1			4	1		-75%
2	2	10	3	1		-67%
1	3	5	3	1		-67%
9	4	4	3	1		-67%
9	3	4	3	1		-67%
17	17	3	3	1		-67%
5	12	3	3	1		-67%
3	5	3	3	1		-67%
1	2	3	3	1		-67%
3	1	3	3	1		-67%
3	5	2	3	1		-67%
3	4	2	3	1		-67%
6	3	2	3	1		-67%
2	3	2	3	1		-67%
2	1	2	3	1		-67%
1	4	1	3	1		-67%
3	3	1	3	1		-67%
	2	1	3	1		-67%
		1	3	1		-67%
		1	3	1		-67%
	3		3	1		-67%
	2		3	1		-67%
1			3	1		-67%
			3	1		-67%
29	41	20	2	1		-50%
1	2	9	2	1		-50%
9	10	7	2	1		-50%
3	2	7	2	1		-50%
3	5	6	2	1		-50%
2	5	6	2	1		-50%
13	6	5	2	1		-50%
3	6	5	2	1		-50%
2	6	5	2	1		-50%
	1	5	2	1		-50%
3	9	4	2	1		-50%
3	4	4	2	1		-50%
	1	4	2	1		-50%
		4	2	1		-50%
1	4	3	2	1		-50%
3	5	2	2	1		-50%
1	5	2	2	1		-50%
2	4	2	2	1		-50%
1	2	2	2	1		-50%
	2	2	2	1		-50%
2	1	2	2	1		-50%
1	1	2	2	1		-50%
1		2	2	1		-50%
3	6	1	2	1		-50%
1	3	1	2	1		-50%
2	2	1	2	1		-50%
2	1	1	2	1		-50%
2	1	1	2	1		-50%
1		1	2	1		-50%
3	4		2	1		-50%
2	4		2	1		-50%

PUEBLA	CUAUTEMPAN	903	712		893	1013
JALISCO	MAZAMITLA	850	1073		904	1014
SONORA	ROSARIO	1208	1150		907	1015
COLIMA	COQUIMATLAN		1187		908	1016
VERACRUZ	ZENTLA		1347		911	1017
MEXICO	ECATZINGO	729			912	1018
OAXACA	SAN AGUSTIN YATARENI	1115			915	1019
OAXACA	SANTA MARIA DEL TULE	1133			916	1020
MICHOACAN	QUERENDARO				921	1021
MICHOACAN	NUEVO PARANGARICUTIRO		1236	519	932	1022
VERACRUZ	JALACINGO	782	521	583	941	1023
PUEBLA	TLANEPANTLA	761	783	607	943	1024
YUCATAN	VALLADOLID	1261	826	609	944	1025
PUEBLA	SAN JUAN ATENCO		1000	614	945	1026
SINALOA	SAN IGNACIO	561	858	659	955	1027
OAXACA	SAN SEBASTIAN TUTLA	660	684	710	968	1028
MORELOS	JONACATEPEC	592	759	717	969	1029
JALISCO	YAHUALICA DE GONZALEZ GALLO	728	884	733	972	1030
PUEBLA	CHIGNAUTLA	1153	944	739	973	1031
CHIAPAS	IXTAPA	802	1058	749	975	1032
MICHOACAN	CHARO		1231	760	980	1033
QUINTANA ROO	ISLA MUJERES	764	784	823	989	1034
CHIAPAS	ACACOYAGUA	691	1041	861	996	1035
PUEBLA	CUYOACO	1157	1138	876	1000	1036
CHIAPAS	MARGARITAS LAS	974		908	1011	1037
HIDALGO	CHILCUAUTLA	1035		911	1012	1038
CHIHUAHUA	OJINAGA			923	1014	1039
TLAXCALA	ESPADITA	1218	526	952	1019	1040
OAXACA	ACATLAN DE PEREZ FIGUEROA	888	797	992	1029	1041
JALISCO	TAPALPA	1059	811	997	1031	1042
SAN LUIS POTOSI	SAN CIRO DE ACOSTA		846	1007	1033	1043
MICHOACAN	MADERO	870	907	1024	1037	1044
CHIHUAHUA	SATEVÉ	994	926	1028	1038	1045
GUANAJUATO	OCAMPO	1012	930	1031	1040	1046
MEXICO	CHAPULTEPEC	1069	933	1032	1041	1047
MICHOACAN	PENJAMILLO		983	1045	1046	1048
SAN LUIS POTOSI	VILLA DE GUADALUPE		1009	1051	1048	1049
GUERRERO	AYUTLA DE LOS LIBRES	828	1067	1061	1052	1050
JALISCO	JUCHITLAN		1212	1096	1058	1051
PUEBLA	SAN PEDRO YELOIXTLAHUACAN		1299	1110	1064	1052
VERACRUZ	TLALTETELA	791		1121	1069	1053
MEXICO	ORO EL	1072		1142	1075	1054
OAXACA	SANTA CRUZ AMILPAS	1130		1147	1077	1055
CHIHUAHUA	ASCENSION			1171	1083	1056
DURANGO	MEZQUITAL			1181	1084	1057
HIDALGO	OMITLAN DE JUAREZ			1192	1086	1058
PUEBLA	SAN JUAN ATZOMPA			1235	1093	1059
VERACRUZ	TLACOTALPAN			1262	1098	1060
COAHUILA	ALLENDE	623	515		1103	1061
SAN LUIS POTOSI	DESCONOCIDO	766	520		1104	1062
JALISCO	JESUS MARIA	849	706		1108	1063
CHIAPAS	COPAINALA	969	807		1113	1064
PUEBLA	HUAQUECHULA	1160	820		1114	1065
VERACRUZ	IXHUATLANCILLO	933	917		1119	1066
PUEBLA	HUEYAPAN	1163	945		1124	1067
OAXACA	SANTIAGO CHAZUMBA		991		1126	1068
PUEBLA	OCOTEPEC		998		1129	1069
TAMAULIPAS	GUSTAVO DIAZ ORDAZ		1012		1131	1070
TLAXCALA	SANTA CATARINA AYOMETLA		1016		1132	1071
JALISCO	TEUCHITLAN	725	1046		1135	1072

	2	4		2	1	-50%
	2	1		2	1	-50%
	1	1		2	1	-50%
		1		2	1	-50%
		1		2	1	-50%
	3			2	1	-50%
	1			2	1	-50%
	1			2	1	-50%
				2	1	-50%
		1	7	1	1	0%
	3	8	5	1	1	0%
	3	3	5	1	1	0%
	1	3	5	1	1	0%
		2	5	1	1	0%
	6	2	4	1	1	0%
	4	4	3	1	1	0%
	5	3	3	1	1	0%
	3	2	3	1	1	0%
	1	2	3	1	1	0%
	2	1	3	1	1	0%
		1	3	1	1	0%
	3	3	2	1	1	0%
	3	1	2	1	1	0%
	1	1	2	1	1	0%
	1		2	1	1	0%
			2	1	1	0%
	1	8	1	1	1	0%
	2	3	1	1	1	0%
	1	3	1	1	1	0%
		3	1	1	1	0%
	2	2	1	1	1	0%
	1	2	1	1	1	0%
	1	2	1	1	1	0%
		2	1	1	1	0%
		2	1	1	1	0%
	2	1	1	1	1	0%
		1	1	1	1	0%
		1	1	1	1	0%
	3		1	1	1	0%
	1		1	1	1	0%
	1		1	1	1	0%
			1	1	1	0%
			1	1	1	0%
	4	8		1	1	0%
	3	8		1	1	0%
	2	4		1	1	0%
	1	3		1	1	0%
	1	3		1	1	0%
	2	2		1	1	0%
	1	2		1	1	0%
		2		1	1	0%
		2		1	1	0%
	2			1	1	0%
		2		1	1	0%
	3	1		1	1	0%











MICHOACAN	SAN LUCAS		984	1046	864			2	1	2		-100%
GUERRERO	CUTZAMALA DE PINZON	1019	1109	1077	868		1	1	1	2		-100%
MICHOACAN	TLAZAZALCA	1092	1127	1080	869		1	1	1	2		-100%
MORELOS	TLALNEPANTLA		1242	1103	873			1	1	2		-100%
SONORA	MAZATAN	1207		1156	876		1		1	2		-100%
JALISCO	TENAMAXTLAN			1197	880				1	2		-100%
TLAXCALA	SAN FRANCISCO TETLANOHCAN			1253	882				1	2		-100%
ZACATECAS	VILLA GONZALEZ ORTEGA			1269	884				1	2		-100%
PUEBLA	ZAPOTITLAN	506	664		890		7	4		2		-100%
PUEBLA	QUIMIXTLAN		844		894			3		2		-100%
GUERRERO	OLINALA	833	902		897		2	2		2		-100%
SAN LUIS POTOSI	ARMADILLO DE LOS INFANTE		1006		900			2		2		-100%
OAXACA	SANTIAGO JUXTLAHUACA	550	1028		901		6	1		2		-100%
COLIMA	ARMERIA	820	1064		902		2	1		2		-100%
JALISCO	HOTOTIPAQUILLO	848	1072		903		2	1		2		-100%
CHIAPAS	CACAOHATAN	966	1098		905		1	1		2		-100%
JALISCO	PIHUAMO		1216		909			1		2		-100%
COAHUILA	SAN JUAN DE SABINAS	818			913		2			2		-100%
SONORA	ALAMOS	1201			917		1			2		-100%
VERACRUZ	CHOCAMAN	1234			918		1			2		-100%
CHIAPAS	LIBERTAD LA				919					2		-100%
HIDALGO	CALNALI				920					2		-100%
NUEVO LEON	AGUALEGUAS				922					2		-100%
QUERETARO	TOLIMAN				923					2		-100%
ZACATECAS	NORIA DE ANGELES				924					2		-100%
MICHOACAN	JOSE SIXTO VERDUZCO			520	933				7	1		-100%
AGUASCALIENTES	TEPEZALA	958	1095	566	940		1	1	6	1		-100%
GUERRERO	BENITO JUAREZ	626	678	640	947		4	4	4	1		-100%
CHIAPAS	YAJALON	699	772	653	952		3	3	4	1		-100%
GUERRERO	TEOLOAPAN	627	867	660	956		4	2	4	1		-100%
PUEBLA	CHIAUTZINGO	901	798	726	970		2	3	3	1		-100%
CHIAPAS	MAPASTEPEC	696	1043	747	974		3	1	3	1		-100%
CHIHUAHUA	VALLE DE ZARAGOZA	996	1102	752	977		1	1	3	1		-100%
OAXACA	SANTIAGO MATATLAN	1137		767	981		1		3	1		-100%
TLAXCALA	CUAXOMULCO	1217		768	982		1		3	1		-100%
VERACRUZ	NAOLINCO	1241		769	983		1		3	1		-100%
PUEBLA	CHAPULCO	1151	819	835	992		1	3	2	1		-100%
MICHOACAN	CHURUMUCO	867	906	841	993		2	2	2	1		-100%
PUEBLA	TETELA DE OCAMPO		1001	858	994			2	2	1		-100%
CHIAPAS	ALTAMIRANO	965	1097	871	998		1	1	2	1		-100%
MEXICO	SULTEPEC	1074	1122	873	999		1	1	2	1		-100%
JALISCO	TUXCUECA		1219	884	1001			1	2	1		-100%
PUEBLA	PAHUATLAN		1294	889	1004			1	2	1		-100%
VERACRUZ	MINAS LAS		1339	896	1007			1	2	1		-100%
HIDALGO	SAN SALVADOR	843		902	1008		2		2	1		-100%
OAXACA	SANTIAGO NILTEPEC	896		904	1009		2		2	1		-100%
VERACRUZ	CHINAMPA DE GOROSTIZA	930		907	1010		2		2	1		-100%
JALISCO	CAÑADAS DE OBREGON			928	1015				2	1		-100%
SAN LUIS POTOSI	SAN VICENTE TANCUAYALAB			939	1018				2	1		-100%
PUEBLA	GENERAL FELIPE ANGELES	1158	556	956	1020		1	7	1	1		-100%
SAN LUIS POTOSI	TAMUIN	767	579	959	1021		3	6	1	1		-100%
PUEBLA	TEPEYAHUALCO DE CUAUHEMOC	760	618	964	1024		3	5	1	1		-100%
NUEVO LEON	MINA	885	711	978	1026		2	4	1	1		-100%
CHIHUAHUA	GUERRERO	700	773	984	1027		3	3	1	1		-100%
ZACATECAS	JUCHIPILA	949	805	995	1030		2	3	1	1		-100%
MORELOS	MAZATEPEC		836	1004	1032			3	1	1		-100%
GUERRERO	LEONARDO BRAVO	832	901	1020	1035		2	2	1	1		-100%
HIDALGO	HUASCA DE OCAMPO	841	904	1022	1036		2	2	1	1		-100%
COAHUILA	DESCONOCIDO	998	927	1029	1039		1	2	1	1		-100%
PUEBLA	AJALPAN	1148	943	1034	1043		1	2	1	1		-100%









VERACRUZ	RAFAEL LUCIO	937	1130		2	1	#iDIV/0!
VERACRUZ	ZARAGOZA	944	1131		2	1	#iDIV/0!
CHIAPAS	CHICOASEN	967	1133		1	1	#iDIV/0!
CHIHUAHUA	LOPEZ	989	1135		1	1	#iDIV/0!
COAHUILA	GENERAL CEPEDA	999	1136		1	1	#iDIV/0!
GUERRERO	COPALA	1017	1138		1	1	#iDIV/0!
GUERRERO	CUAUTEPEC	1018	1139		1	1	#iDIV/0!
JALISCO	UNION DE TULA	1066	1141		1	1	#iDIV/0!
OAXACA	SAN AGUSTIN ETLA	1113	1145		1	1	#iDIV/0!
PUEBLA	HUEHUETLAN EL CHICO	1162	1151		1	1	#iDIV/0!
PUEBLA	SAN NICOLAS LOS RANCHOS	1174	1152		1	1	#iDIV/0!
ARIZONA	DESCONOCIDO		1159			1	#iDIV/0!
BAJA CALIFORNIA	ECATEPEC DE MORELOS		1160			1	#iDIV/0!
CHIAPAS	BEJUCAL DE OCAMPO		1162			1	#iDIV/0!
CHIAPAS	CHANAL		1163			1	#iDIV/0!
CHIAPAS	LARRAINZAR		1165			1	#iDIV/0!
CHIAPAS	MARQUES DE COMILLAS		1166			1	#iDIV/0!
CHIAPAS	RAYON		1168			1	#iDIV/0!
CHIHUAHUA	CARICHI		1173			1	#iDIV/0!
CHIHUAHUA	GUADALUPE Y CALVO		1174			1	#iDIV/0!
CIUDAD DE MÉXICO	AXAPUSCO		1176			1	#iDIV/0!
COAHUILA	ABASOLO		1177			1	#iDIV/0!
COAHUILA	GUERRERO		1178			1	#iDIV/0!
COAHUILA	LAMADRID		1179			1	#iDIV/0!
COAHUILA	VIESCA		1180			1	#iDIV/0!
GUANAJUATO	SAN LUIS ACATLAN		1182			1	#iDIV/0!
GUERRERO	ACATEPEC		1183			1	#iDIV/0!
GUERRERO	APAXTLA		1184			1	#iDIV/0!
GUERRERO	COAHUAYUTLA DE JOSE MARIA IZA		1186			1	#iDIV/0!
GUERRERO	ZAPOTITLAN TABLAS		1187			1	#iDIV/0!
HIDALGO	CHAPULHUACAN		1189			1	#iDIV/0!
HIDALGO	HUAZALINGO		1190			1	#iDIV/0!
HIDALGO	JACALA DE LEDEZMA		1191			1	#iDIV/0!
JALISCO	ATEMAJAC DE BRIZUELA		1193			1	#iDIV/0!
JALISCO	BOLADOS		1194			1	#iDIV/0!
JALISCO	MEZQUITIC		1196			1	#iDIV/0!
MEXICO	SANTO TOMAS		1199			1	#iDIV/0!
MICHOACAN	COJUMATLAN DE REGULES		1200			1	#iDIV/0!
MICHOACAN	TLALTIZAPAN		1203			1	#iDIV/0!
MORELOS	MORELOS		1206			1	#iDIV/0!
NUEVO LEON	ACAPONETA		1211			1	#iDIV/0!
OAXACA	MAGDALENA YODOCONO DE PORFIRIO		1215			1	#iDIV/0!
OAXACA	REFORMA DE PINEDA		1216			1	#iDIV/0!
OAXACA	SAN ANDRES IXTLAHUACA		1218			1	#iDIV/0!
OAXACA	SAN FRANCISCO DEL MAR		1219			1	#iDIV/0!
OAXACA	SAN JOSE INDEPENDENCIA		1220			1	#iDIV/0!
OAXACA	SAN JUAN ACHIUTLA		1221			1	#iDIV/0!
OAXACA	SAN JUAN BAUTISTA COIXTLAHUACA		1222			1	#iDIV/0!
OAXACA	SAN JUAN BAUTISTA GUELACHE		1223			1	#iDIV/0!
OAXACA	SAN JUAN LACHAO		1224			1	#iDIV/0!
OAXACA	SAN MARTIN ITUNYOSO		1225			1	#iDIV/0!
OAXACA	SAN PABLO COATLAN		1226			1	#iDIV/0!
OAXACA	SAN PEDRO AMUZGOS		1227			1	#iDIV/0!
OAXACA	SAN SEBASTIAN TEITIPAC		1228			1	#iDIV/0!
OAXACA	SANTA CATARINA QUIOQUITANI		1229			1	#iDIV/0!
OAXACA	SANTA CRUZ DE BRAVO		1230			1	#iDIV/0!
PUEBLA	AQUIXTLA		1231			1	#iDIV/0!
PUEBLA	CHINANTLA		1232			1	#iDIV/0!
PUEBLA	CUAYUCA DE ANDRADE		1233			1	#iDIV/0!
PUEBLA	TLAPANALA		1236			1	#iDIV/0!





OAXACA	SAN FELIPE USILA	1264				1		#iDIV/0!
OAXACA	SAN FRANCISCO TELIXTLAHLA	1265				1		#iDIV/0!
OAXACA	SAN JERONIMO TAVICHE	1266				1		#iDIV/0!
OAXACA	SANTA ANA	1270				1		#iDIV/0!
OAXACA	SANTA ANA ZEGACHE	1271				1		#iDIV/0!
OAXACA	SANTA CRUZ XITLA	1272				1		#iDIV/0!
OAXACA	SANTA LUCIA OCOTLAN	1273				1		#iDIV/0!
OAXACA	SANTA MARIA NATIVITAS	1274				1		#iDIV/0!
OAXACA	SANTA MARIA XADANI	1275				1		#iDIV/0!
OAXACA	SANTA MARIA YOLOTEPEC	1276				1		#iDIV/0!
OAXACA	SANTIAGO HUAJOLITLAN	1277				1		#iDIV/0!
OAXACA	SANTIAGO LAOLLAGA	1278				1		#iDIV/0!
OAXACA	SANTIAGO TILLO	1279				1		#iDIV/0!
OAXACA	TRINIDAD VISTA HERMOSA LA	1280				1		#iDIV/0!
PUEBLA	AHUEHUETITLA	1282				1		#iDIV/0!
PUEBLA	EPATLAN	1287				1		#iDIV/0!
PUEBLA	HONEY	1288				1		#iDIV/0!
PUEBLA	IXTLAN DE JUAREZ	1289				1		#iDIV/0!
PUEBLA	JOLALPAN	1291				1		#iDIV/0!
PUEBLA	JONOTLA	1292				1		#iDIV/0!
PUEBLA	TEOTLALCO	1301				1		#iDIV/0!
PUEBLA	TEPANGO DE RODRIGUEZ	1302				1		#iDIV/0!
PUEBLA	TEPEXCO	1303				1		#iDIV/0!
PUEBLA	ZOQUITLAN	1305				1		#iDIV/0!
QUERETARO	LANDA DE MATAMOROS	1306				1		#iDIV/0!
QUINTANA ROO	QUERETARO	1308				1		#iDIV/0!
SAN LUIS POTOSI	TAMPACAN	1313				1		#iDIV/0!
SAN LUIS POTOSI	TANQUIAN DE ESCOBEDO	1314				1		#iDIV/0!
SAN LUIS POTOSI	VILLA JUAREZ	1315				1		#iDIV/0!
SAN SALVADOR	EL SALVADOR	1316				1		#iDIV/0!
SONORA	NACO	1319				1		#iDIV/0!
SONORA	SINALOA	1323				1		#iDIV/0!
SONORA	SOYOPA	1324				1		#iDIV/0!
TAMAULIPAS	CRUILLAS	1326				1		#iDIV/0!
TAMAULIPAS	MIQUIHUANA	1327				1		#iDIV/0!
TAMAULIPAS	VILLAGRAN	1329				1		#iDIV/0!
VERACRUZ	BENITO JUAREZ	1332				1		#iDIV/0!
VERACRUZ	COAHUILTAN	1333				1		#iDIV/0!
VERACRUZ	COETZALA	1334				1		#iDIV/0!
VERACRUZ	MIXTLA DE ALTAMIRANO	1340				1		#iDIV/0!
YUCATAN	CHACSINKIN	1348				1		#iDIV/0!
YUCATAN	CHOCHOLA	1349				1		#iDIV/0!
YUCATAN	CONKAL	1350				1		#iDIV/0!
ZACATECAS	APULCO	1353				1		#iDIV/0!
ZACATECAS	PANUCO	1354				1		#iDIV/0!
VERACRUZ	NARANJAL	614				5		#iDIV/0!
GUERRERO	ALPOYECA	707				3		#iDIV/0!
TAMAULIPAS	GUEMEZ	771				3		#iDIV/0!
GUERRERO	SAN MIGUEL TOTOLAPAN	837				2		#iDIV/0!
OAXACA	SAN JUAN BAUTISTA TLACOATZINTE	893				2		#iDIV/0!
OAXACA	TRINIDAD ZAACHILA	898				2		#iDIV/0!
OAXACA	VILLA SOLA DE VEGA	899				2		#iDIV/0!
SONORA	ACONCHI	915				2		#iDIV/0!
VERACRUZ	HIGO EL	932				2		#iDIV/0!
YUCATAN	MOTUL	946				2		#iDIV/0!
BAJA CALIFORNIA SUR	LORETO	960				1		#iDIV/0!
CHIAPAS	COAPILLA	968				1		#iDIV/0!
CHIAPAS	IXTACOMITAN	972				1		#iDIV/0!
CHIAPAS	METAPA	976				1		#iDIV/0!
CHIHUAHUA	BACHINIVA	984				1		#iDIV/0!

CHIHUAHUA	DR BELISARIO DOMINGUEZ	986					1				#iDIV/0!
CHIHUAHUA	RIVA PALACIO	992					1				#iDIV/0!
CHIHUAHUA	ROSARIO	993					1				#iDIV/0!
CHIHUAHUA	SAUCILLO	995					1				#iDIV/0!
COAHUILA	CUATROCIENEGAS	997					1				#iDIV/0!
COAHUILA	OCAMPO	1002					1				#iDIV/0!
COAHUILA	VILLA UNION	1004					1				#iDIV/0!
GUERRERO	COCHOAPA EL GRANDE	1016					1				#iDIV/0!
GUERRERO	PEDRO ASCENCIO ALQUISIRAS	1024					1				#iDIV/0!
GUERRERO	TLACOACHISTLAHUACA	1027					1				#iDIV/0!
GUERRERO	TLACOAPA	1028					1				#iDIV/0!
GUERRERO	XOCHISTLAHUACA	1031					1				#iDIV/0!
HIDALGO	MOLANGO DE ESCAMILLA	1038					1				#iDIV/0!
HIDALGO	PACULA	1040					1				#iDIV/0!
HIDALGO	PISAFLORES	1041					1				#iDIV/0!
HIDALGO	TLAHUILTEPA	1045					1				#iDIV/0!
ILLINOIS	DESCONOCIDO	1047					1				#iDIV/0!
JALISCO	ATENGO	1048					1				#iDIV/0!
JALISCO	CUQUIO	1050					1				#iDIV/0!
JALISCO	MIXTLAN	1054					1				#iDIV/0!
MICHOACAN	CHUCANDIRO	1080					1				#iDIV/0!
MICHOACAN	ISIDRO FABELA	1085					1				#iDIV/0!
MORELOS	JILOTEPEC	1094					1				#iDIV/0!
MORELOS	TEMOAYA	1096					1				#iDIV/0!
NAYARIT	DEL NAYAR	1098					1				#iDIV/0!
NEVADA	LAS VEGAS	1101					1				#iDIV/0!
NUEVO LEON	ITURBIDE	1104					1				#iDIV/0!
OAXACA	CALIHUALA	1108					1				#iDIV/0!
OAXACA	MAGDALENA MIXTEPEC	1112					1				#iDIV/0!
OAXACA	SAN AGUSTIN TLACOTEPEC	1114					1				#iDIV/0!
OAXACA	SAN BARTOLO YAUTEPEC	1117					1				#iDIV/0!
OAXACA	SAN FELIPE JALAPA DE DIAZ	1119					1				#iDIV/0!
OAXACA	SAN MIGUEL QUETZALTEPEC	1121					1				#iDIV/0!
OAXACA	SAN PEDRO HUAMELULA	1124					1				#iDIV/0!
OAXACA	SAN SEBASTIAN ABASOLO	1127					1				#iDIV/0!
OAXACA	SANTA CATALINA QUIERI	1128					1				#iDIV/0!
OAXACA	SANTA CRUZ ACATEPEC	1129					1				#iDIV/0!
OAXACA	SANTA CRUZ PAPALUTLA	1131					1				#iDIV/0!
OAXACA	SANTIAGO JOCOTEPEC	1136					1				#iDIV/0!
OAXACA	SANTIAGO TENANGO	1138					1				#iDIV/0!
OAXACA	SANTIAGO TEPEXTLA	1139					1				#iDIV/0!
OAXACA	SANTIAGO YAVERO	1140					1				#iDIV/0!
OAXACA	SANTO DOMINGO TOMALTEPEC	1142					1				#iDIV/0!
OAXACA	TEPELME VILLA DE MORELOS	1146					1				#iDIV/0!
PUEBLA	CHICHQUILA	1152					1				#iDIV/0!
PUEBLA	COHETZALA	1154					1				#iDIV/0!
PUEBLA	COYOTEPEC	1155					1				#iDIV/0!
PUEBLA	HUATLATLAUCA	1161					1				#iDIV/0!
PUEBLA	IXTACAMAXTITLAN	1167					1				#iDIV/0!
PUEBLA	SANTA INES AHUATEMPAN	1175					1				#iDIV/0!
PUEBLA	TENAMPULCO	1177					1				#iDIV/0!
QUERETARO	PINAL DE AMOLES	1186					1				#iDIV/0!
SAN LUIS POTOSI	ESCUINAPA	1192					1				#iDIV/0!
SAN LUIS POTOSI	HUEHUETLAN	1193					1				#iDIV/0!
SAN LUIS POTOSI	RAYON	1195					1				#iDIV/0!
SAN LUIS POTOSI	TIERRA NUEVA	1199					1				#iDIV/0!
SAN LUIS POTOSI	VILLA DE LA PAZ	1200					1				#iDIV/0!
TLAXCALA	BENITO JUAREZ	1215					1				#iDIV/0!
VERACRUZ	IXCATEPEC	1236					1				#iDIV/0!
VERACRUZ	IXHUACAN DE LOS REYES	1237					1				#iDIV/0!



VERACRUZ	TLACOLULAN	<b>1252</b>				
VERACRUZ	YECUATLA	<b>1256</b>				
YUCATAN	ACANCEH	<b>1257</b>				
YUCATAN	MANI	<b>1258</b>				
<b>TOTAL GENERAL SECTOR ASEGURADOR</b>						
TOTAL DE MUNICIPIOS A NIVEL NACIONAL ,ene-noviembre de cad:		<b>1270</b>	<b>1356</b>	<b>1270</b>	<b>1246</b>	<b>1268</b>
INCREMENTO %, DE CANTIDAD DE MUNICIPIOS CON ROBO		<b>7%</b>	<b>-6%</b>	<b>-2%</b>	<b>2%</b>	

1						#¡DIV/0!
1						#¡DIV/0!
1						#¡DIV/0!
1						#¡DIV/0!
<b>80525</b>	<b>85033</b>	<b>77386</b>	<b>63596</b>	<b>56245</b>		<b>-12%</b>



OFICINA COORDINADORA DE RIESGOS ASEGURADOS (OCRA)



VEHÍCULOS ROBADOS AL SECTOR ASEGURADOR A NIVEL NACIONAL, **POR MODELO**, DURANTE EL PERIODO 01/01/2021-30/11/2021 Y SU COMPORTAMIENTO DURANTE EL MISMO PERIODO DE 2020, ORDENADO POR MODELO.

MODELO	TOTAL NACIONAL POR MODELO									
	CON VIOLENCIA			ESTACIONADO			TOTAL			% DEL TOT.
	2020	2021	% DE INCR.	2020	2021	% DE INCR.	2020	2021	% DE INCR.	
1953	1		-100%				1	0	-100%	0%
1961	1		-100%				1	0	-100%	0%
1966	1		-100%				1	0	-100%	0%
1968					1		0	1		0%
1970	1		-100%		1		1	1	0%	0%
1971		1			1		0	2		0%
1972	1		-100%		1		1	1	0%	0%
1973	1	2	100%	1		-100%	2	2	0%	0%
1974	2	2	0%	1		-100%	3	2	-33%	0%
1975	1	1	0%	1	1	0%	2	2	0%	0%
1976	2	1	-50%	2		-100%	4	1	-75%	0%
1977					1		0	1		0%
1978	2	1	-50%		1		2	2	0%	0%
1979	2	3	50%	2		-100%	4	3	-25%	0%
1980	5	7	40%	4	3	-25%	9	10	11%	0%
1981	14	2	-86%	3	1	-67%	17	3	-82%	0%
1982	5	1	-80%	4	4	0%	9	5	-44%	0%
1983				2		-100%	2	0	-100%	0%
1984	6	4	-33%	5	4	-20%	11	8	-27%	0%
1985	9	3	-67%	8	4	-50%	17	7	-59%	0%
1986	4	1	-75%	9	2	-78%	13	3	-77%	0%
1987	6	1	-83%	8	5	-38%	14	6	-57%	0%
1988	6	3	-50%	13	11	-15%	19	14	-26%	0%
1989	9	7	-22%	22	10	-55%	31	17	-45%	0%
1990	6	15	150%	38	19	-50%	44	34	-23%	0%
1991	16	15	-6%	56	37	-34%	72	52	-28%	0%
1992	21	24	14%	72	69	-4%	93	93	0%	0%
1993	24	19	-21%	62	57	-8%	86	76	-12%	0%
1994	40	27	-33%	107	84	-21%	147	111	-24%	0%
1995	37	29	-22%	84	81	-4%	121	110	-9%	0%
1996	25	27	8%	81	78	-4%	106	105	-1%	0%
1997	45	41	-9%	160	137	-14%	205	178	-13%	0%
1998	90	48	-47%	236	214	-9%	326	262	-20%	0%
1999	89	73	-18%	253	182	-28%	342	255	-25%	0%
2000	138	103	-25%	432	287	-34%	570	390	-32%	1%
2001	183	137	-25%	387	299	-23%	570	436	-24%	1%
2002	139	118	-15%	322	274	-15%	461	392	-15%	1%
2003	166	127	-23%	298	254	-15%	464	381	-18%	1%
2004	194	164	-15%	383	297	-22%	577	461	-20%	1%
2005	300	229	-24%	436	338	-22%	736	567	-23%	1%
2006	341	298	-13%	531	400	-25%	872	698	-20%	1%
2007	463	408	-12%	629	461	-27%	1092	869	-20%	2%
2008	664	502	-24%	615	530	-14%	1279	1032	-19%	2%
2009	611	451	-26%	545	443	-19%	1156	894	-23%	2%
2010	590	470	-20%	485	405	-16%	1075	875	-19%	2%
2011	823	590	-28%	624	532	-15%	1447	1122	-22%	2%
2012	1141	841	-26%	790	659	-17%	1931	1500	-22%	3%
2013	1393	1103	-21%	895	767	-14%	2288	1870	-18%	3%
2014	1677	1260	-25%	1187	944	-20%	2864	2204	-23%	4%
2015	2388	1885	-21%	1384	1266	-9%	3772	3151	-16%	6%
2016	3698	2794	-24%	1719	1517	-12%	5417	4311	-20%	8%
2017	5018	3800	-24%	2478	2241	-10%	7496	6041	-19%	11%
2018	6524	4702	-28%	3134	2606	-17%	9658	7308	-24%	13%
2019	6998	4442	-37%	3499	2569	-27%	10497	7011	-33%	12%
2020	5000	5284	6%	2487	2835	14%	7487	8119	8%	14%
2021	140	3368	2306%	45	1557	3360%	185	4925	2562%	9%
2022		228			93		0	321		1%
<b>TOTAL GENERAL</b>	<b>39,061</b>	<b>33,662</b>	<b>-14%</b>	<b>24,539</b>	<b>22,583</b>	<b>-8%</b>	<b>63,600</b>	<b>56,245</b>	<b>-12%</b>	<b>100%</b>

PORCENTAJE DE PARTICIPACIÓN POR TIPO DE ROBO Y POR AÑO.

**61%** **60%**

**39%** **40%**



## OFICINA COORDINADORA DE RIESGOS ASEGURADOS (OCRA)



### VEHÍCULOS ROBADOS AL SECTOR ASEGURADOR A NIVEL NACIONAL, POR TIPO DE TRANSPORTE, DURANTE EL PERIODO 01/01/2021-30/11/2021 Y SU COMPORTAMIENTO DURANTE EL MISMO PERIODO DE 2020.

TIPO DE TRANSPORTE	TOTAL SECTOR									
	CON VIOLENCIA			ESTACIONADO			TOTAL			% DEL TOT.
	2020	2021	% DE INCR.	2020	2021	% DE INCR.	2020	2021	% DE INCR.	
AUTOMOVILES	24,964	21,338	-15%	15,034	14,860	-1%	39,998	36,198	-10%	64%
COLECTIVO	4	11	175%	1	6	500%	5	17	240%	0%
MICROBUS	1	1	0%	3	1	-67%	4	2	-50%	0%
MOTOCICLETAS	2,095	1,680	-20%	2,815	2,032	-28%	4,910	3,712	-24%	7%
OTROS	23	15	-35%	7	8	14%		23		0%
<b>SUBTOTAL (EQUIPO LIGERO)</b>	<b>27,087</b>	<b>23,045</b>	<b>-15%</b>	<b>17,860</b>	<b>16,907</b>	<b>-5%</b>	<b>44,917</b>	<b>39,952</b>	<b>-11%</b>	<b>71%</b>
AUTOBUS	28	30	7%	21	9	-57%	49	39	-20%	0%
COMERCIAL	7,368	6,503	-12%	4,315	3,914	-9%	11,683	10,417	-11%	19%
CAMION HASTA 6.5 TON.	90	89	-1%	24	17	-29%	114	106	-7%	0%
CAMION HASTA 7.5 TON.	47	56	19%	19	11	-42%	66	67	2%	0%
CAMION HASTA 9.5 TON.	202	239	18%	123	104	-15%	325	343	6%	1%
CAMION HASTA 12.5 TON.	284	263	-7%	204	187	-8%	488	450	-8%	1%
<b>SUBTOTAL (TRANSPORTE DE CARGA)</b>	<b>8,019</b>	<b>7,180</b>	<b>-10%</b>	<b>4,706</b>	<b>4,242</b>	<b>-10%</b>	<b>12,725</b>	<b>11,422</b>	<b>-10%</b>	<b>20%</b>
CAMION MAS DE 12.5 TON.	162	126	-22%	108	63	-42%	270	189	-30%	0%
SEMIRREMOLQUES	1,748	1,519	-13%	814	605	-26%	2,562	2,124	-17%	4%
TRACTOCAMIONES	2,045	1,792	-12%	1,051	767	-27%	3,096	2,559	-17%	5%
<b>SUBTOTAL (EQUIPO PESADO)</b>	<b>3,955</b>	<b>3,437</b>	<b>-13%</b>	<b>1,973</b>	<b>1,435</b>	<b>-27%</b>	<b>5,928</b>	<b>4,872</b>	<b>-18%</b>	<b>9%</b>
<b>TOTAL GENERAL</b>	<b>39,061</b>	<b>33,662</b>	<b>-14%</b>	<b>24,539</b>	<b>22,584</b>	<b>-8%</b>	<b>63,570</b>	<b>56,246</b>	<b>-12%</b>	<b>100%</b>

Oficina Coordinadora de Riesgos Asegurados, S.C.

# VEHÍCULOS DEL SECTOR ASEGURADOR

**Robados y Recuperados**

Noviembre 2021



**ocra**



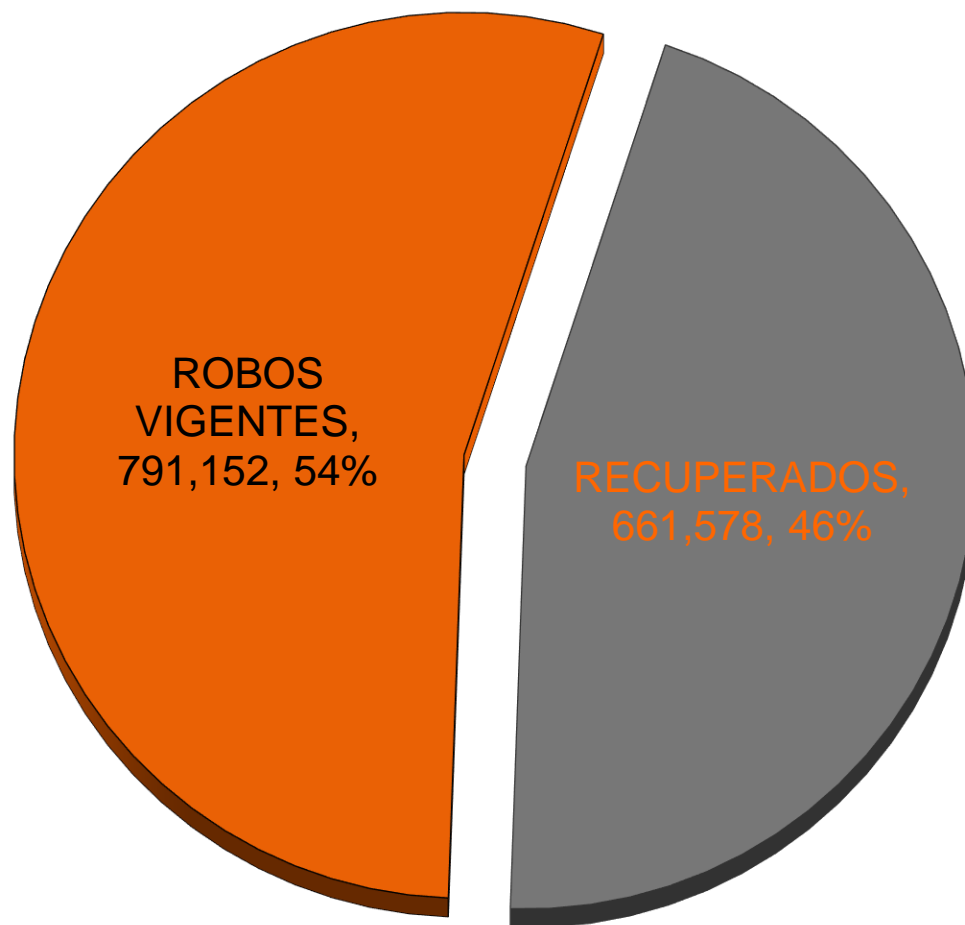
# CONTENIDO DE LA BASE DE DATOS, SISTEMA OCRA VIRTUAL

1,452,730 REPORTE DE VEHÍCULOS  
ASEGURADOS ROBADOS.

A NOVIEMBRE 2021.



## STATUS DE LOS REPORTE







PERIODO: ENERO-NOV. DE 2020 vs ENERO-NOV. DE 2021  
(actualizado al 30 de noviembre de 2021)

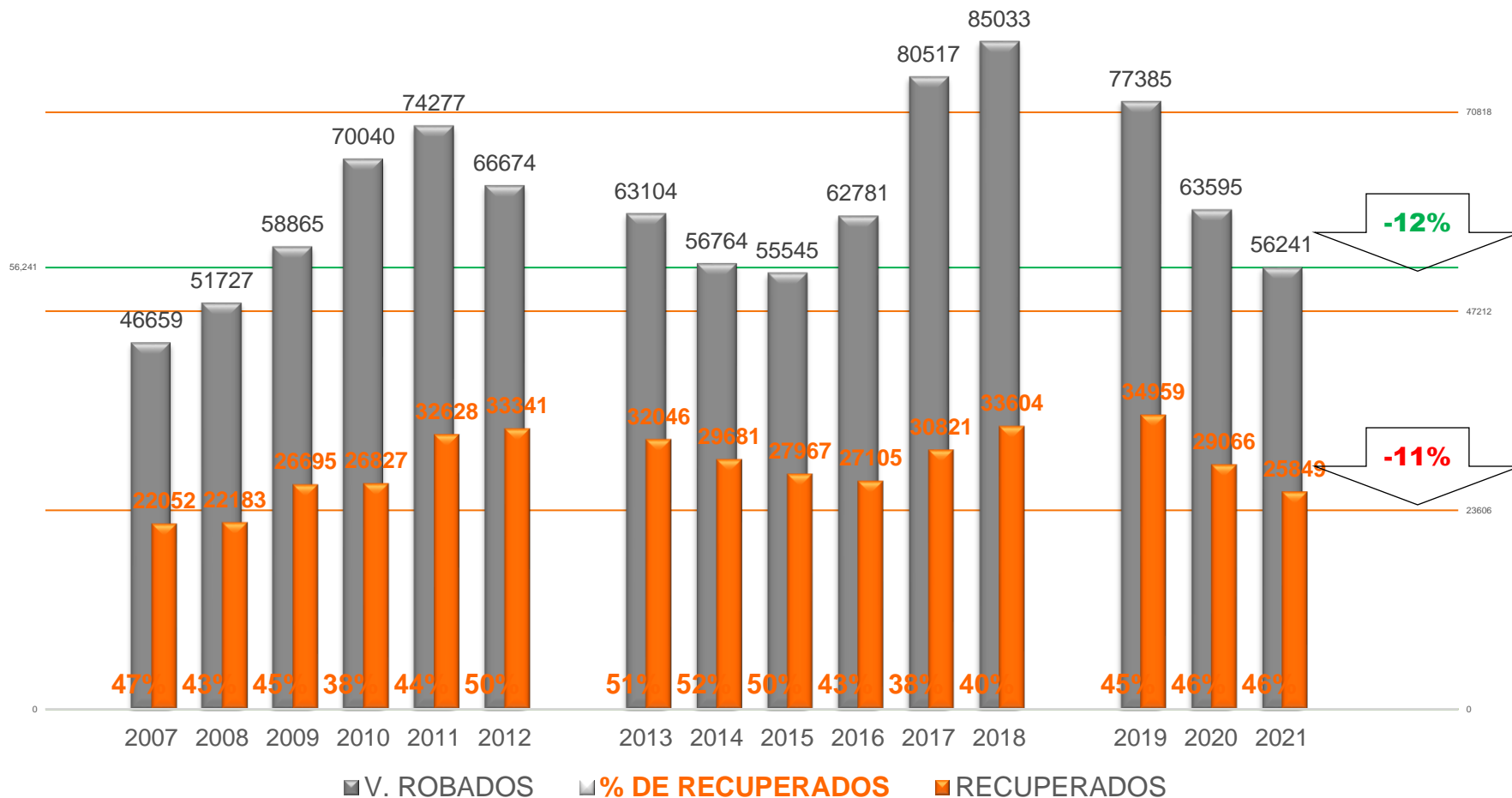


VEHÍCULOS ROBADOS					LUGAR	PART
ESTADOS	2020	2021	VARIACIÓN	ROBO DIARIO		
EDO. DE MÉX.	18,296	17,131	-6%	51	1	30%
JALISCO	9,260	9,234	0%	28	2	16%
CD. DE MÉX.	6,622	4,818	-27%	14	3	9%
GUANAJUATO	3,993	2,578	-35%	8	4	5%
PUEBLA	3,114	2,424	-22%	7	5	4%
VERACRUZ	2,644	1,972	-25%	6	6	4%
MICHOACAN	2,088	1,951	-7%	6	7	3%
SINALOA	1,972	1,864	-5%	6	8	3%
NUEVO LEON	2,019	1,730	-14%	5	9	3%
B. C. NORTE	1,380	1,278	-7%	4	10	2%
QUERETARO	1,308	1,273	-3%	4	11	2%
MORELOS	1,214	1,189	-2%	4	12	2%
S. L. POTOSÍ	876	973	11%	3	13	2%
CHIHUAHUA	970	865	-11%	3	14	2%
TABASCO	1,336	795	-40%	2	15	1%
HIDALGO	791	726	-8%	2	16	1%
GUERRERO	744	616	-17%	2	17	1%
Q. ROO	574	597	4%	2	18	1%
TAMAULIPAS	628	533	-15%	2	19	1%
SONORA	571	500	-12%	1	20	1%
AGSCS.	398	483	21%	1	21	1%
TLAXCALA	455	404	-11%	1	22	1%
CHIAPAS	433	386	-11%	1	23	1%
COAHUILA	425	377	-11%	1	24	1%
OAXACA	443	344	-22%	1	25	1%
ZACATECAS	194	316	63%	1	26	1%
DURANGO	202	227	12%	1	27	0%
COLIMA	186	201	8%	1	28	0%
NAYARIT	132	134	2%	0	29	0%
YUCATAN	130	110	-15%	0	30	0%
CAMPECHE	90	75	-17%	0	31	0%
B. C. SUR	92	67	-27%	0	32	0%
OTROS	15	70	367%	0		
<b>T. Nacional</b>	<b>63,595</b>	<b>56,241</b>	<b>-12%</b>	<b>168</b>		
<b>PROM. MENSU</b>	<b>5,781</b>	<b>5,113</b>				

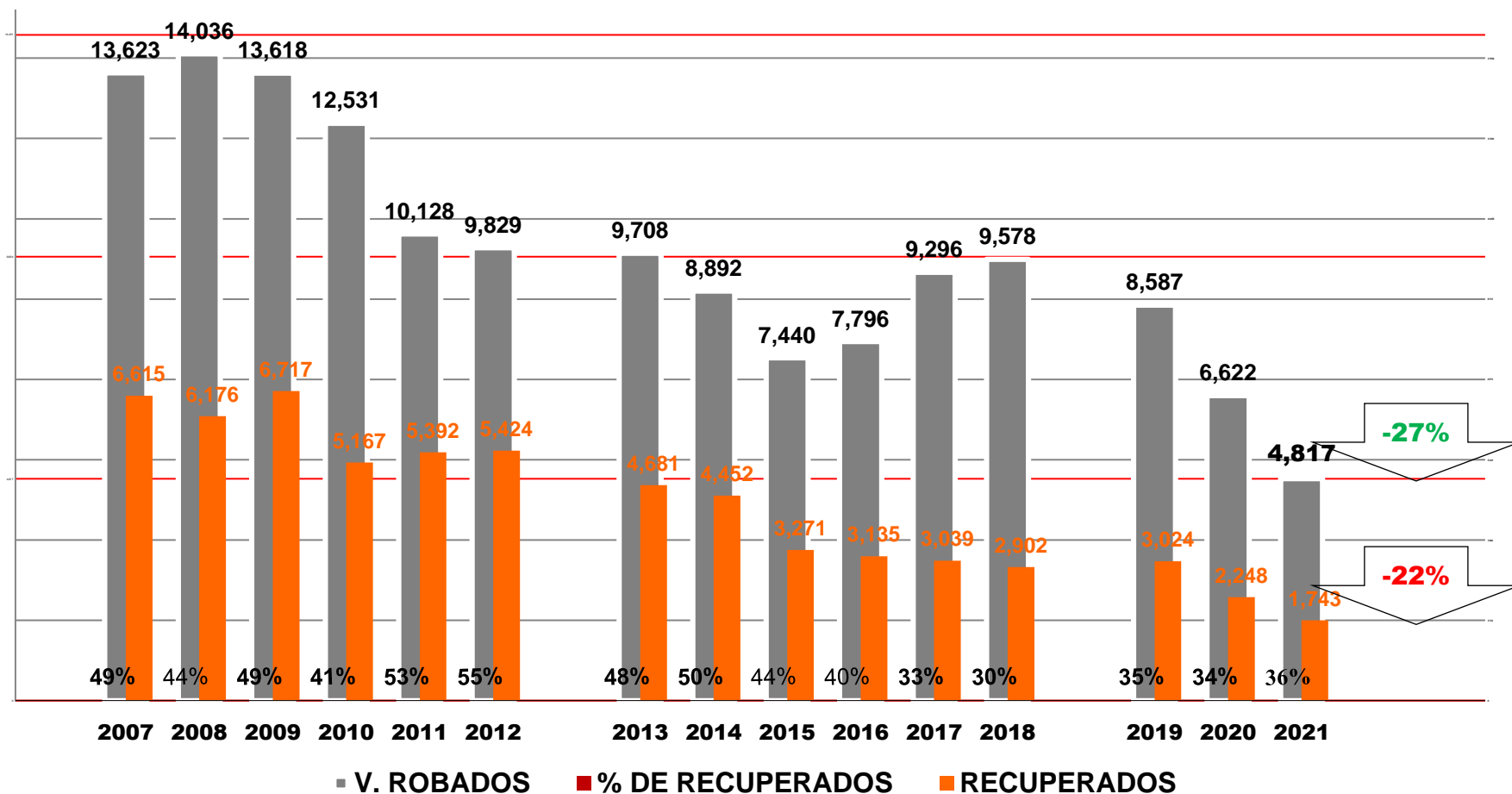
CON VIOLENCIA			LUGAR	PART
2020	2021	DIF.		
69%	68%	-1%	1	17%
56%	49%	-7%	2	12%
49%	47%	-1%	3	8%
76%	74%	-2%	4	7%
74%	72%	-2%	5	7%
62%	61%	-1%	6	5%
72%	71%	-1%	7	5%
79%	83%	4%	8	4%
42%	44%	2%	9	4%
38%	38%	0%	10	3%
49%	49%	0%	11	3%
70%	69%	-1%	12	3%
49%	50%	1%	13	2%
32%	31%	-1%	14	2%
67%	67%	0%	15	2%
57%	60%	3%	16	2%
81%	76%	-4%	17	2%
31%	36%	5%	18	2%
65%	55%	-10%	19	2%
45%	44%	-1%	20	2%
40%	46%	6%	21	1%
71%	69%	-3%	22	1%
52%	63%	11%	23	1%
43%	33%	-10%	24	1%
54%	58%	4%	25	1%
72%	79%	7%	26	1%
55%	63%	8%	27	1%
39%	33%	-6%	28	1%
50%	53%	3%	29	1%
24%	35%	11%	30	0%
43%	40%	-3%	31	0%
18%	22%	4%	32	0%
73%	64%	-9%		
<b>61%</b>	<b>60%</b>	<b>-1%</b>		

VEHÍCULOS RECUPERADOS				
ESTADOS	2020	2021	VARIACIÓN	RECUP. DIARIO
EDO. DE MÉX.	5,022	4,272	-15%	13
JALISCO	3,720	3,167	-15%	9
GUANAJUATO	2,665	2,020	-24%	6
CD. DE MÉX.	2,248	1,743	-22%	5
PUEBLA	2,130	1,729	-19%	5
VERACRUZ	1,557	1,354	-13%	4
MICHOACAN	1,276	1,165	-9%	3
QUERETARO	950	1,081	14%	3
NUEVO LEON	1,188	973	-18%	3
HIDALGO	814	736	-10%	2
B. C. NORTE	644	667	4%	2
SINALOA	595	651	9%	2
GUERRERO	581	568	-2%	2
S. L. POTOSÍ	497	536	8%	2
MORELOS	545	506	-7%	2
CHIHUAHUA	497	486	-2%	1
TABASCO	679	474	-30%	1
TLAXCALA	464	445	-4%	1
CHIAPAS	291	397	36%	1
TAMAULIPAS	381	395	4%	1
SONORA	242	303	25%	1
Q. ROO	244	302	24%	1
OAXACA	361	285	-21%	1
COAHUILA	248	280	13%	1
AGSCS.	195	263	35%	1
ZACATECAS	187	231	24%	1
NAYARIT	244	203	-17%	1
DURANGO	155	173	12%	1
COLIMA	158	157	-1%	0
YUCATAN	78	117	50%	0
CAMPECHE	121	96	-21%	0
B. C. SUR	76	57	-25%	0
OTROS	13	17	31%	0
<b>T. Nacional</b>	<b>29,066</b>	<b>25,849</b>	<b>-11%</b>	<b>77</b>
<b>PROM. MENSU</b>	<b>2,642</b>	<b>2,350</b>		

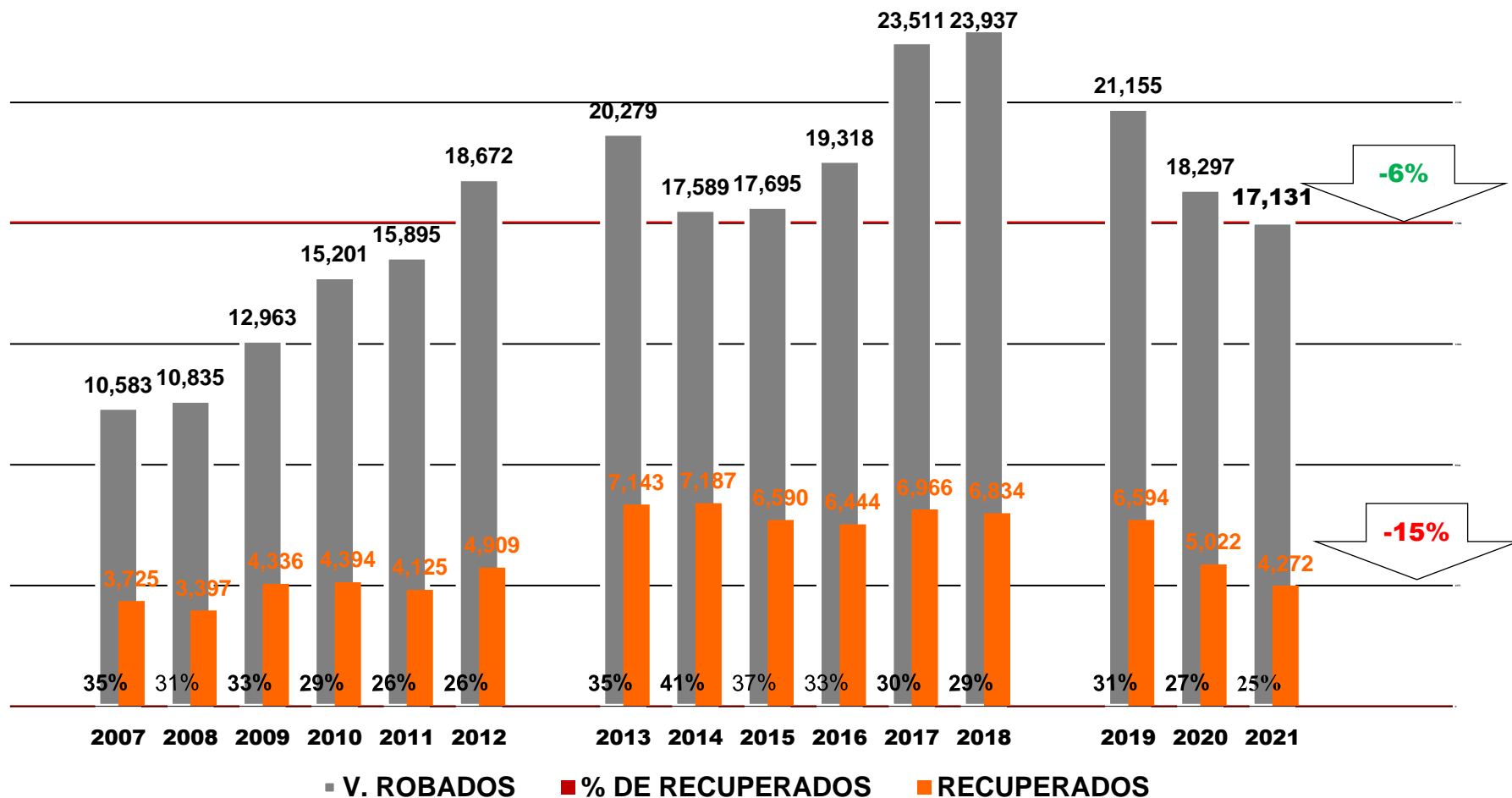
## ENERO A NOVIEMBRE DE CADA AÑO TOTAL NACIONAL



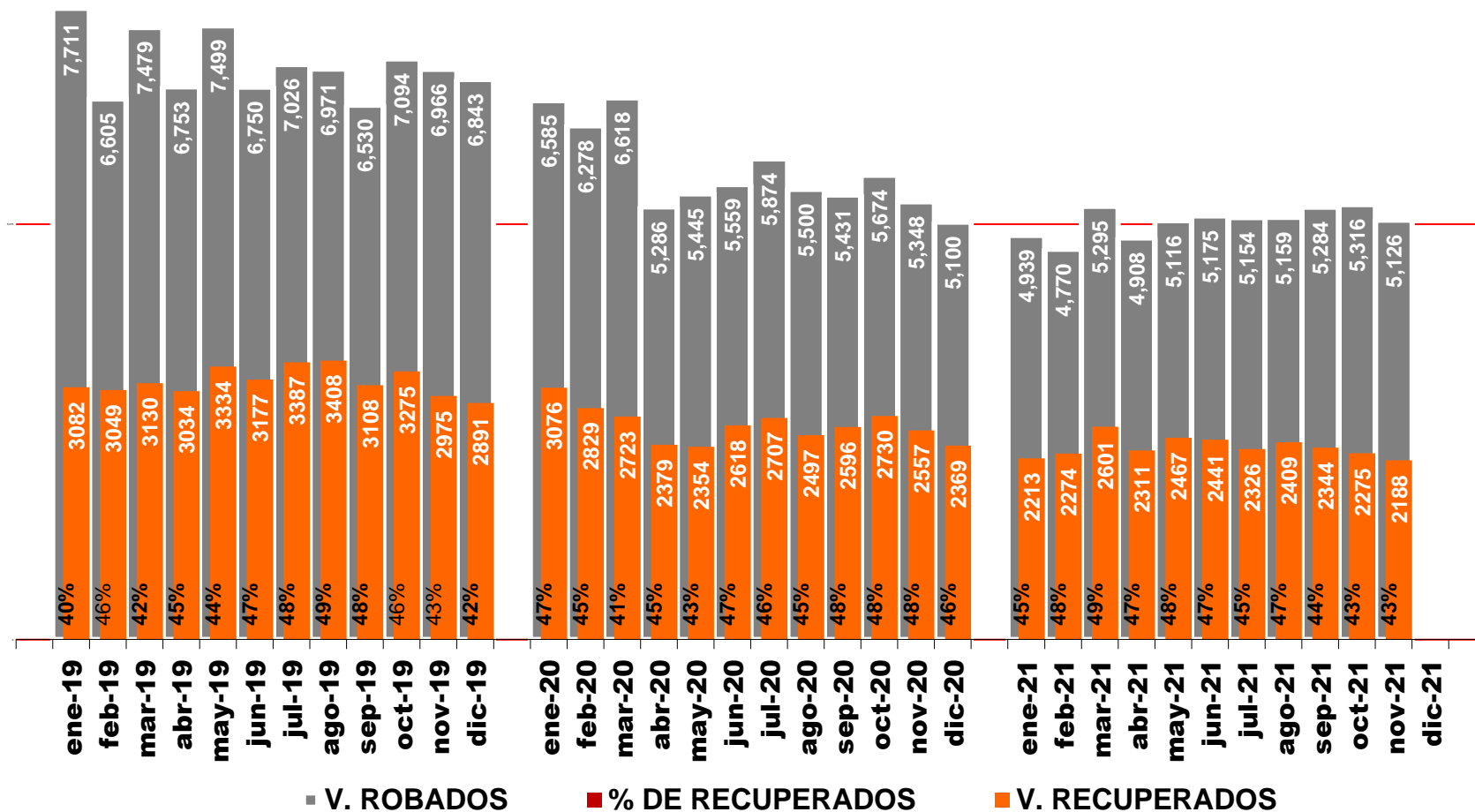
## ENERO A NOVIEMBRE DE CADA AÑO CIUDAD DE MÉXICO



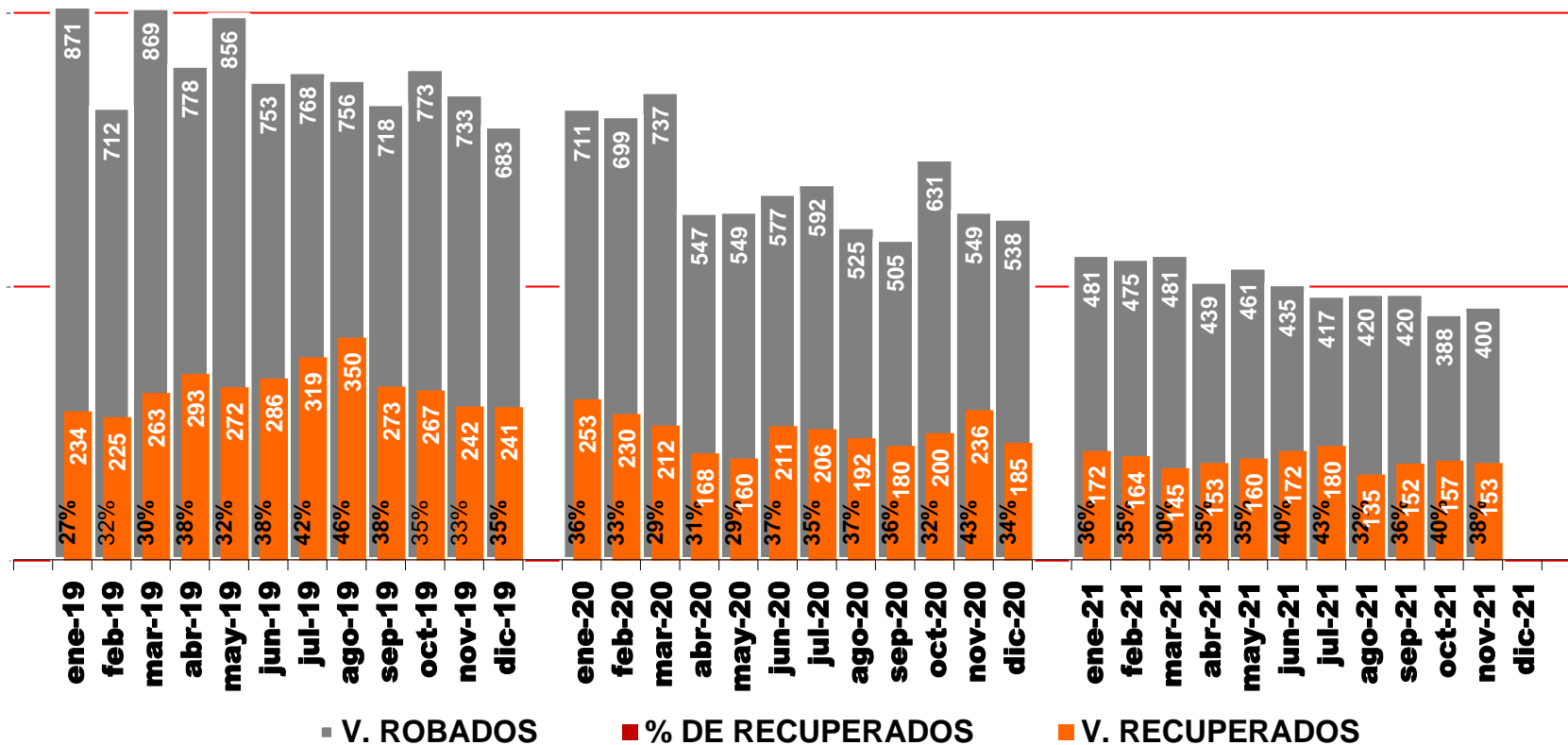
## ENERO A NOVIEMBRE DE CADA AÑO EDO. DE MÉXICO



## ENERO DE 2019 A NOVIEMBRE DE 2021 TOTAL NACIONAL

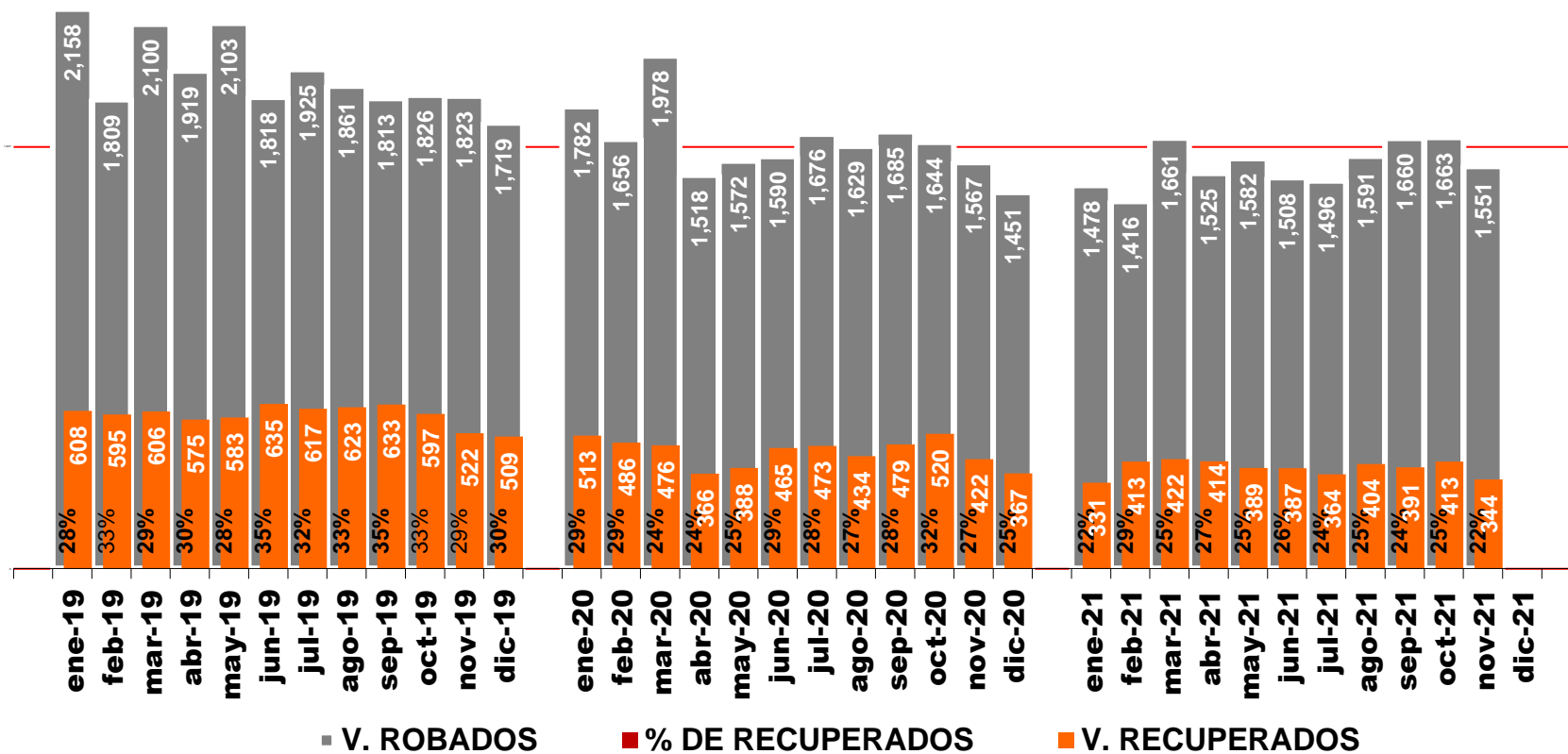


## ENERO DE 2019 A NOVIEMBRE DE 2021 CIUDAD DE MÉXICO

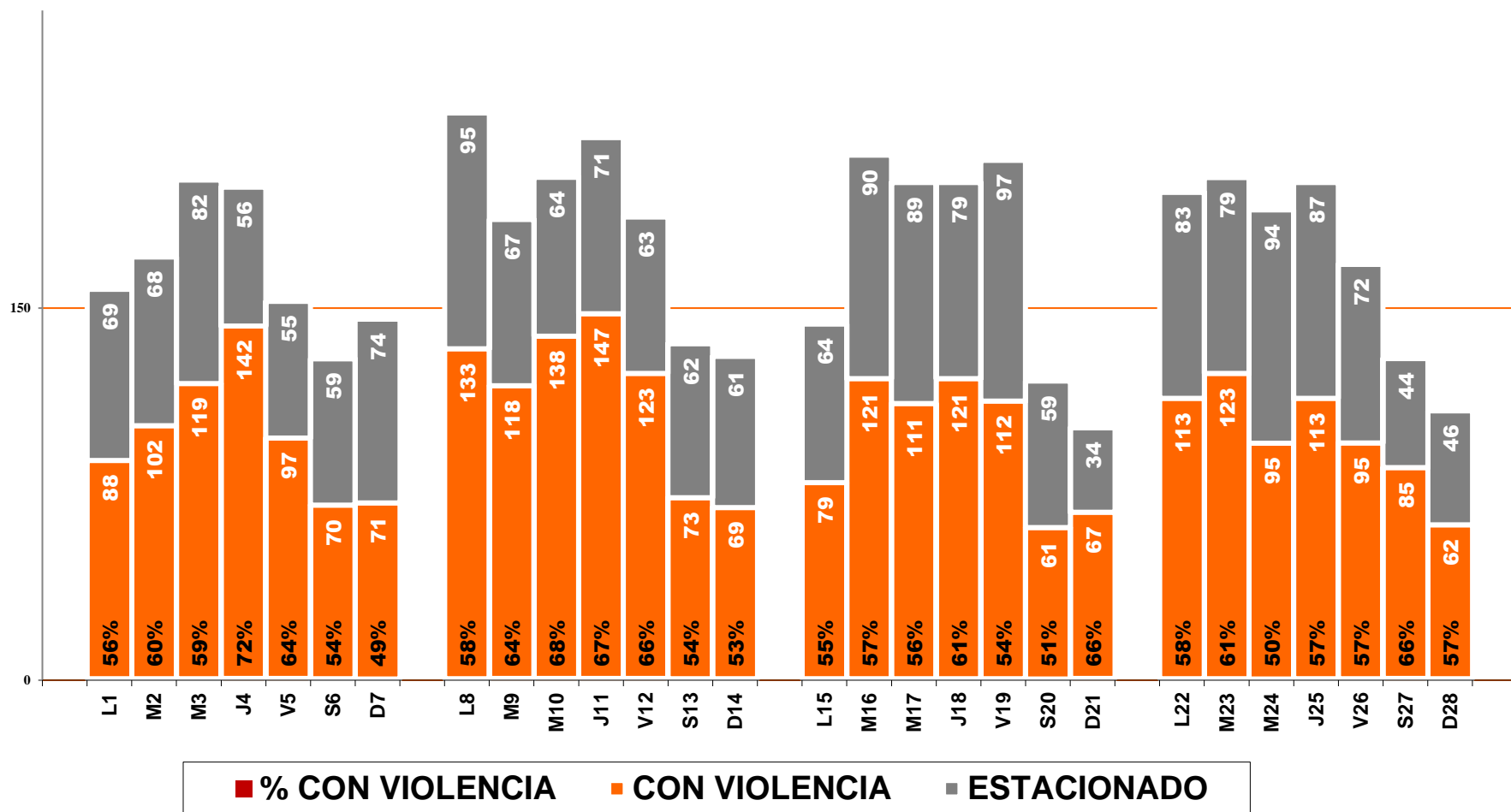




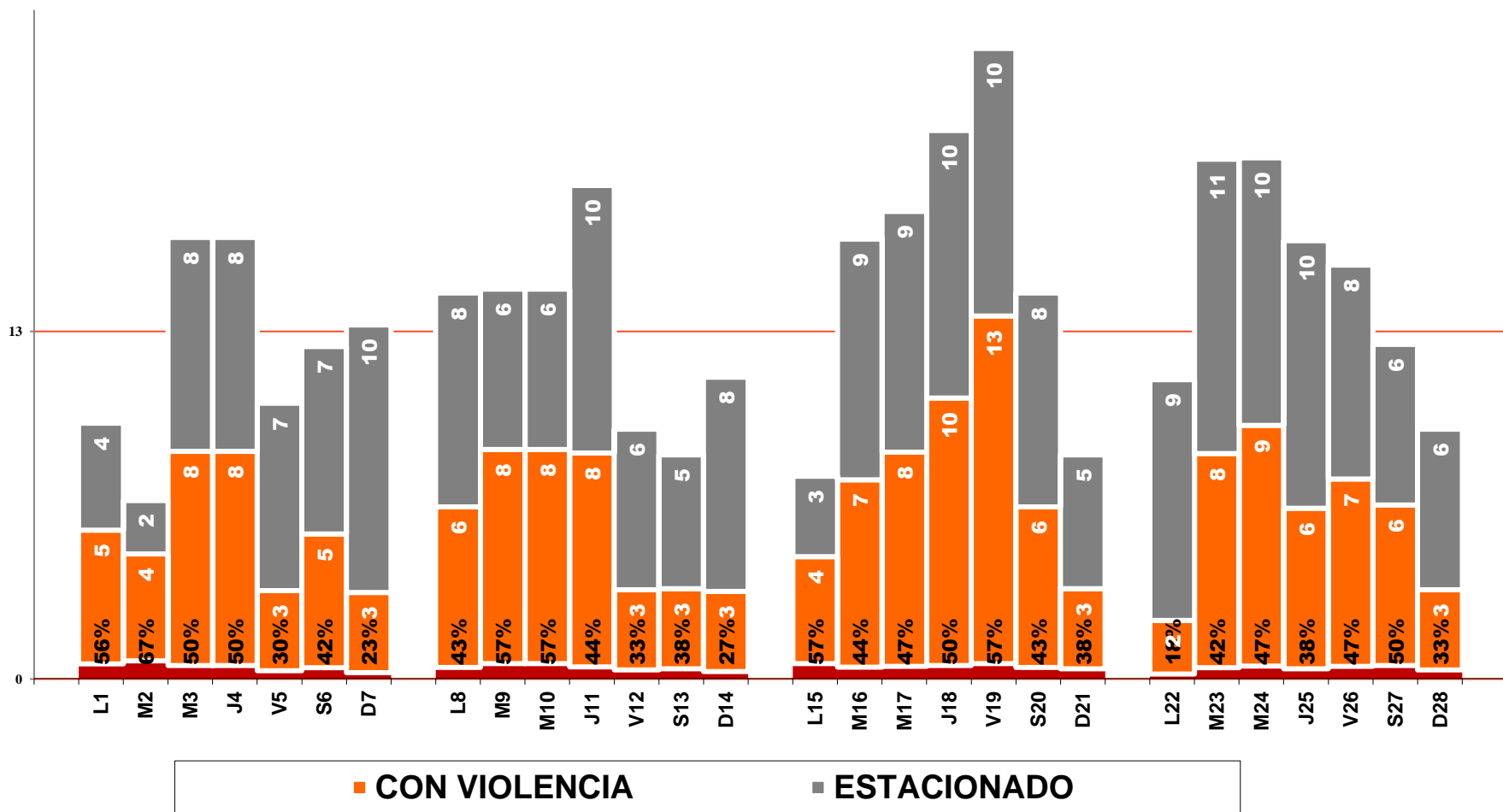
## ENERO DE 2019 A NOVIEMBRE DE 2021 EDO. DE MÉXICO



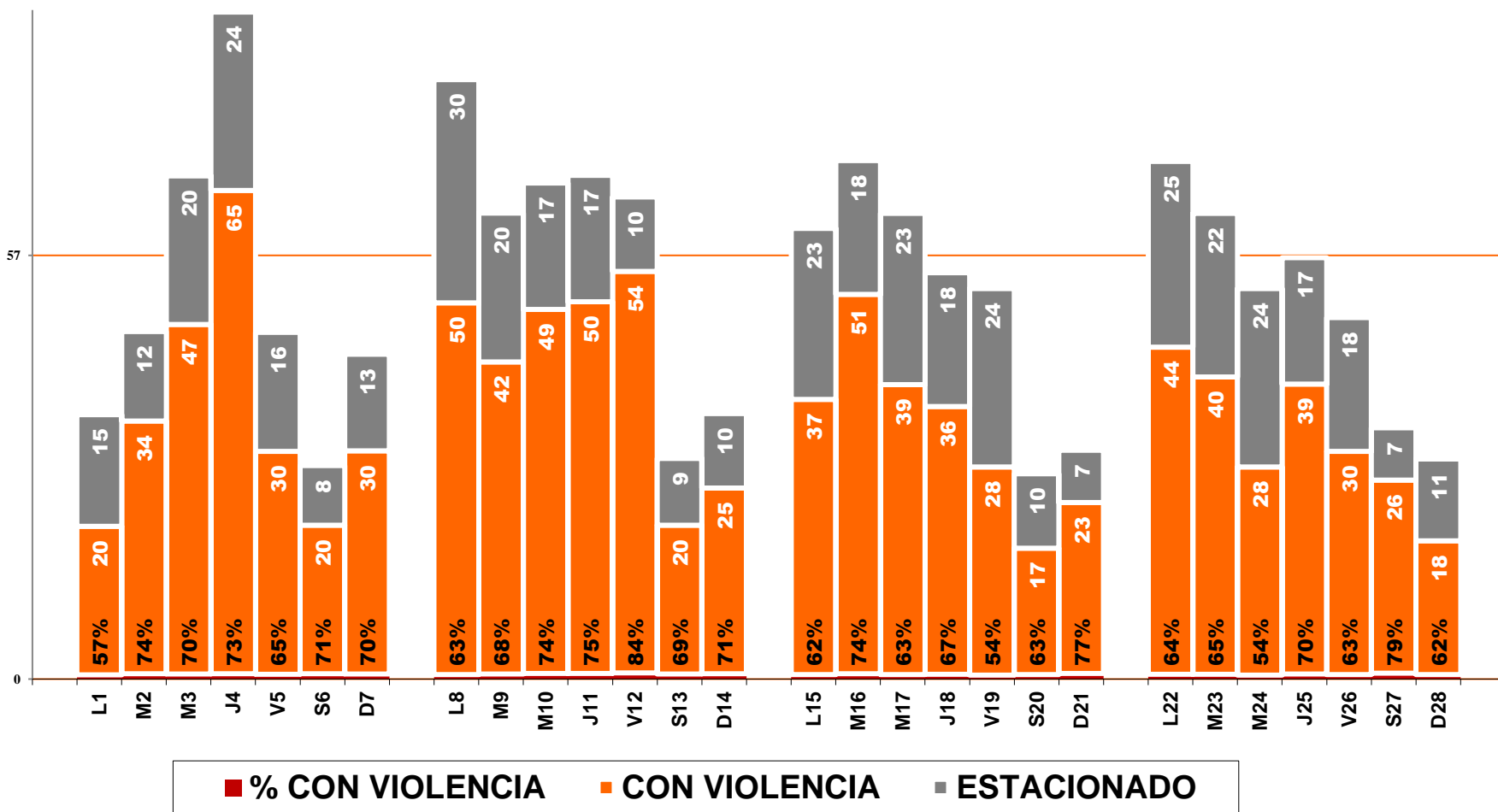
POR DÍA DEL MES Y POR SEMANA NOVIEMBRE DE 2021  
TOTAL NACIONAL



LUNES 1° DE NOVIEMBRE AL DOMINGO 28 DE NOVIEMBRE



LUNES 1° DE NOVIEMBRE AL DOMINGO 28 DE NOVIEMBRE



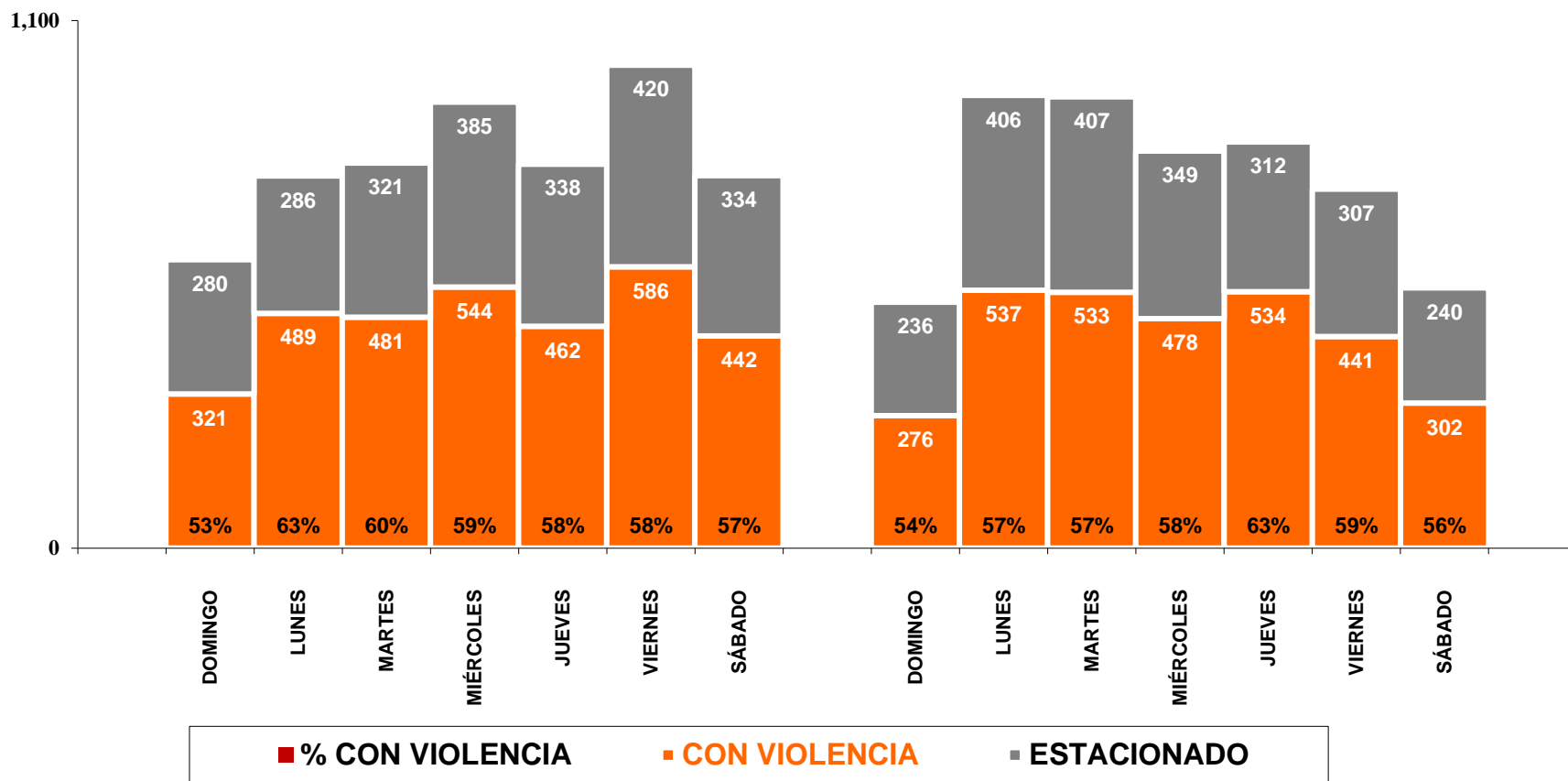
LUNES 1° DE NOVIEMBRE AL DOMINGO 28 DE NOVIEMBRE



# TIPO DE ROBO, ESTACIONADO Y CON VIOLENCIA



## POR DIA DE LA SEMANA OCTUBRE Y NOVIEMBRE DE 2021 TOTAL NACIONAL

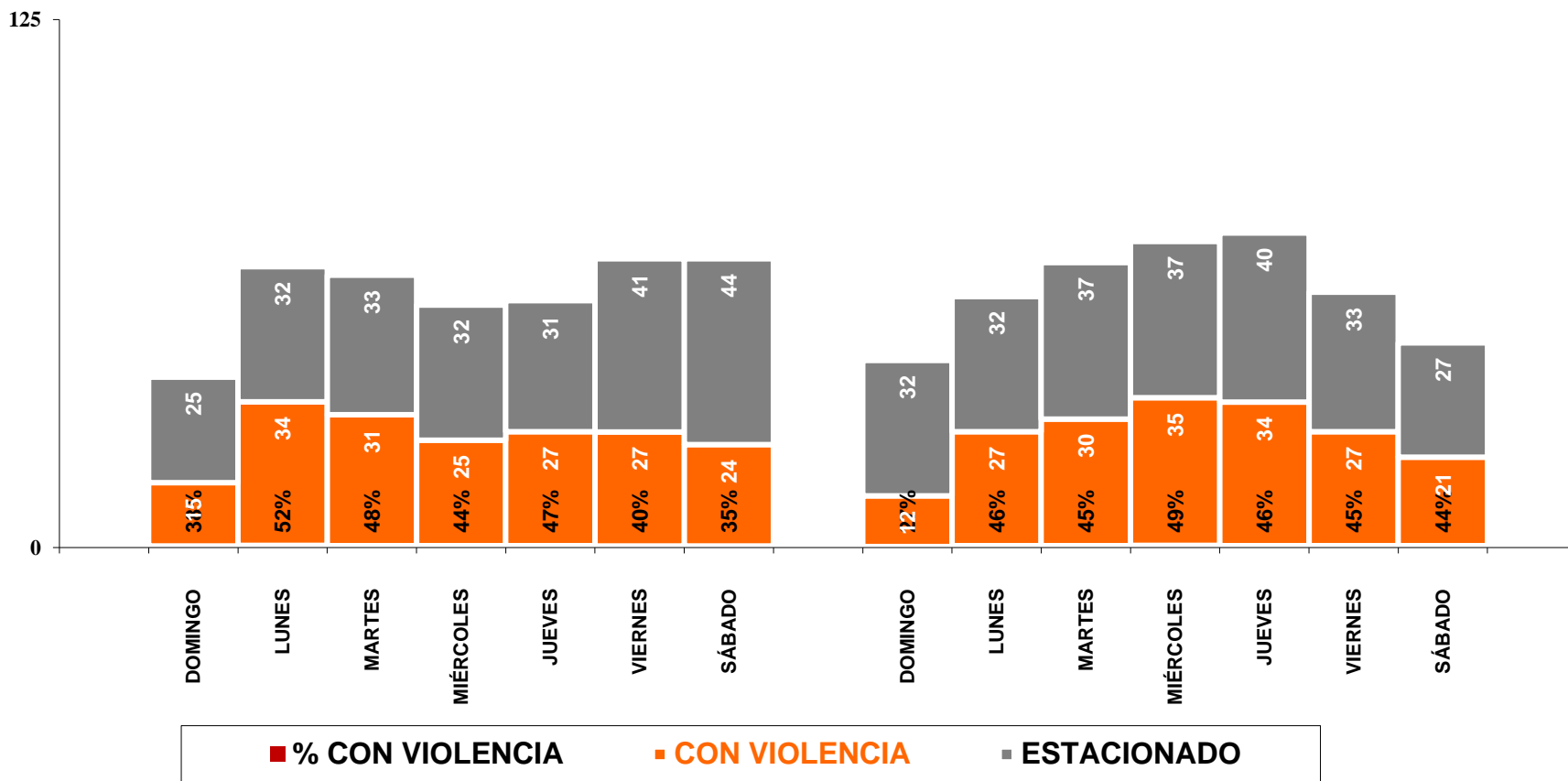




# TIPO DE ROBO, ESTACIONADO Y CON VIOLENCIA



POR DIA DE LA SEMANA, OCTUBRE Y NOVIEMBRE DE 2021  
CIUDAD DE MÉXICO



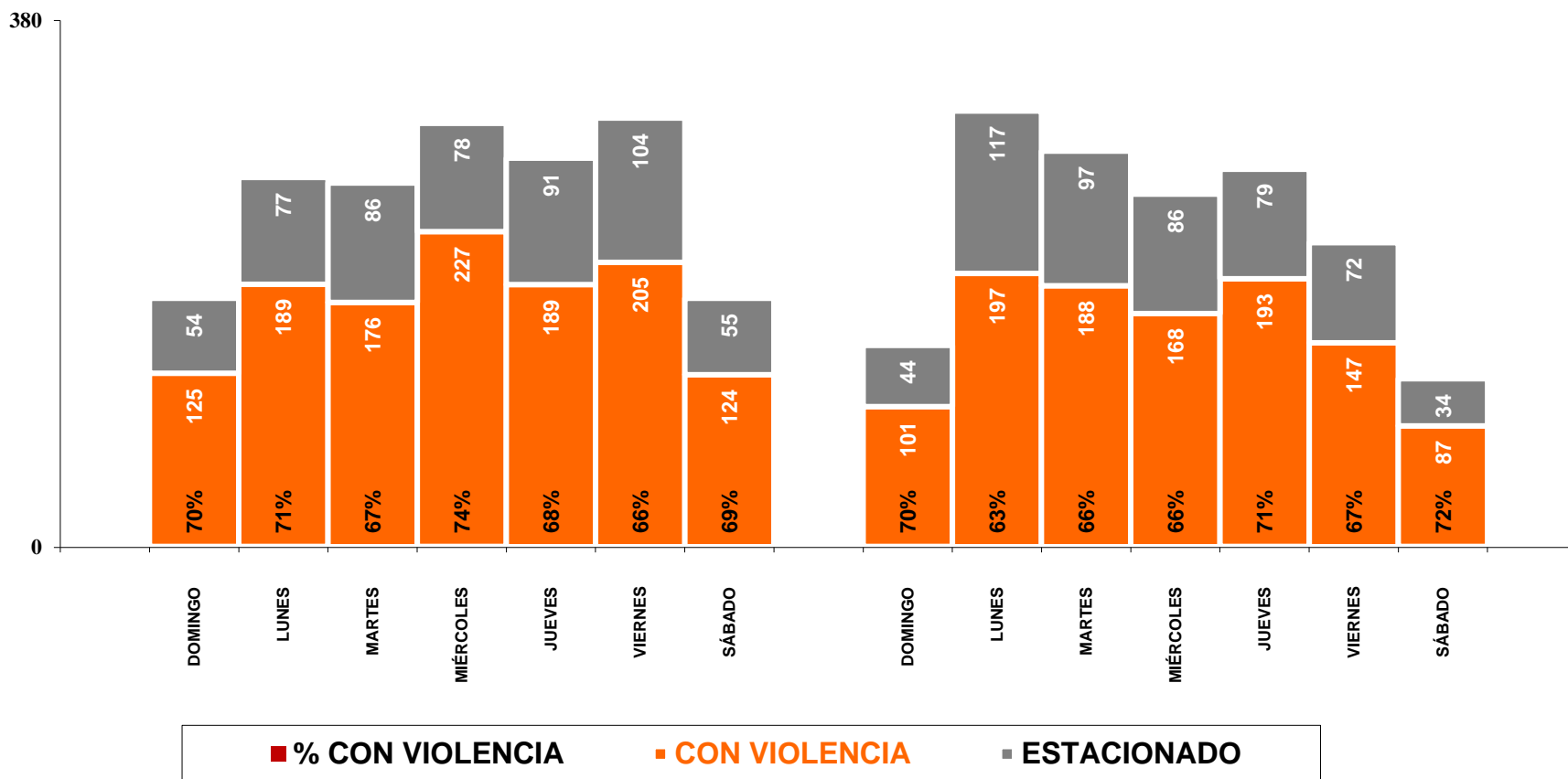




## TIPO DE ROBO, ESTACIONADO Y CON VIOLENCIA



POR DIA DE LA SEMANA, OCTUBRE Y NOVIEMBRE DE 2021  
EDO. DE MÉXICO



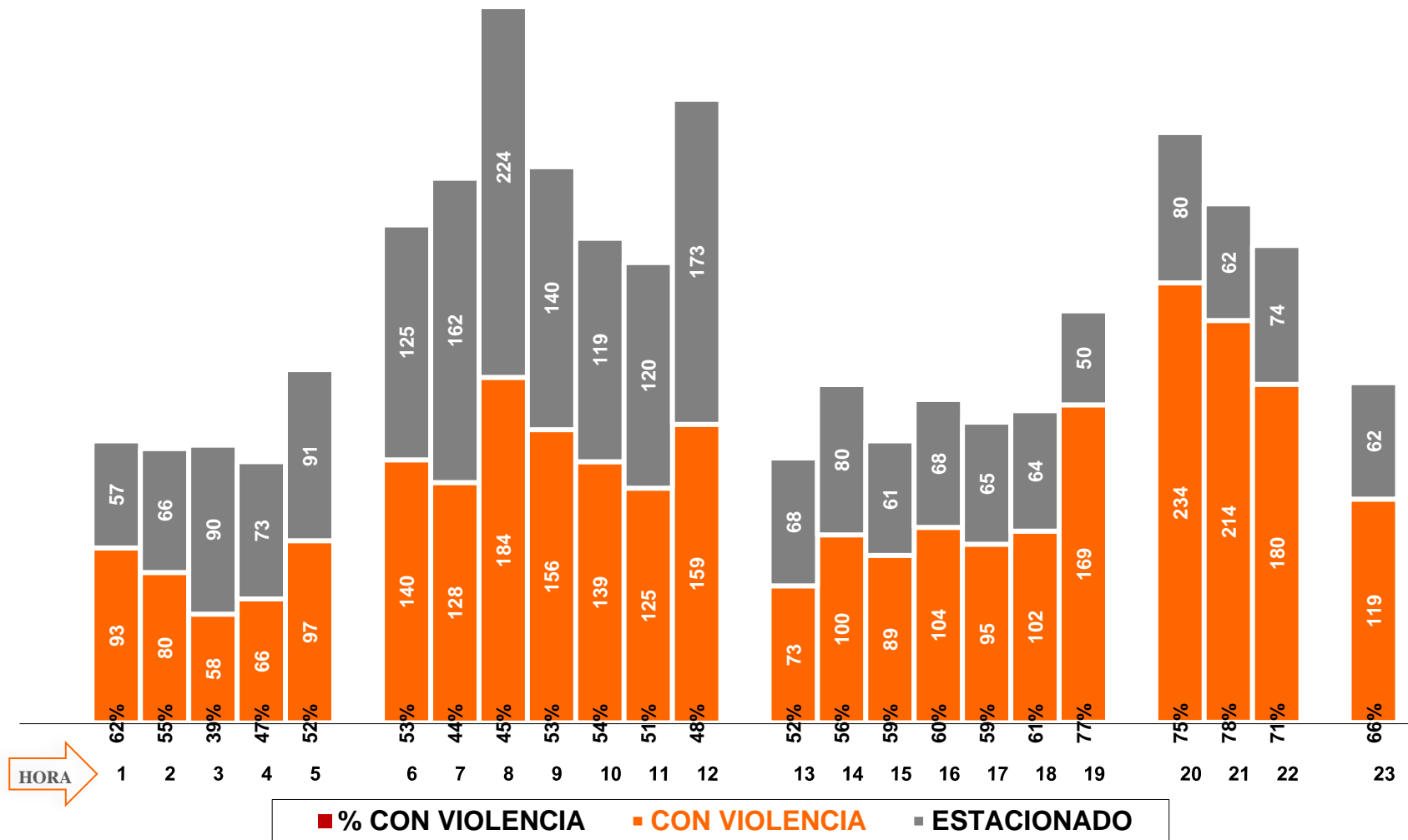


# TIPO DE ROBO, ESTACIONADO Y CON VIOLENCIA



AMIS

## HORA DE OCURRENCIA DEL ROBO, NOVIEMBRE DE 2021 TOTAL NACIONAL



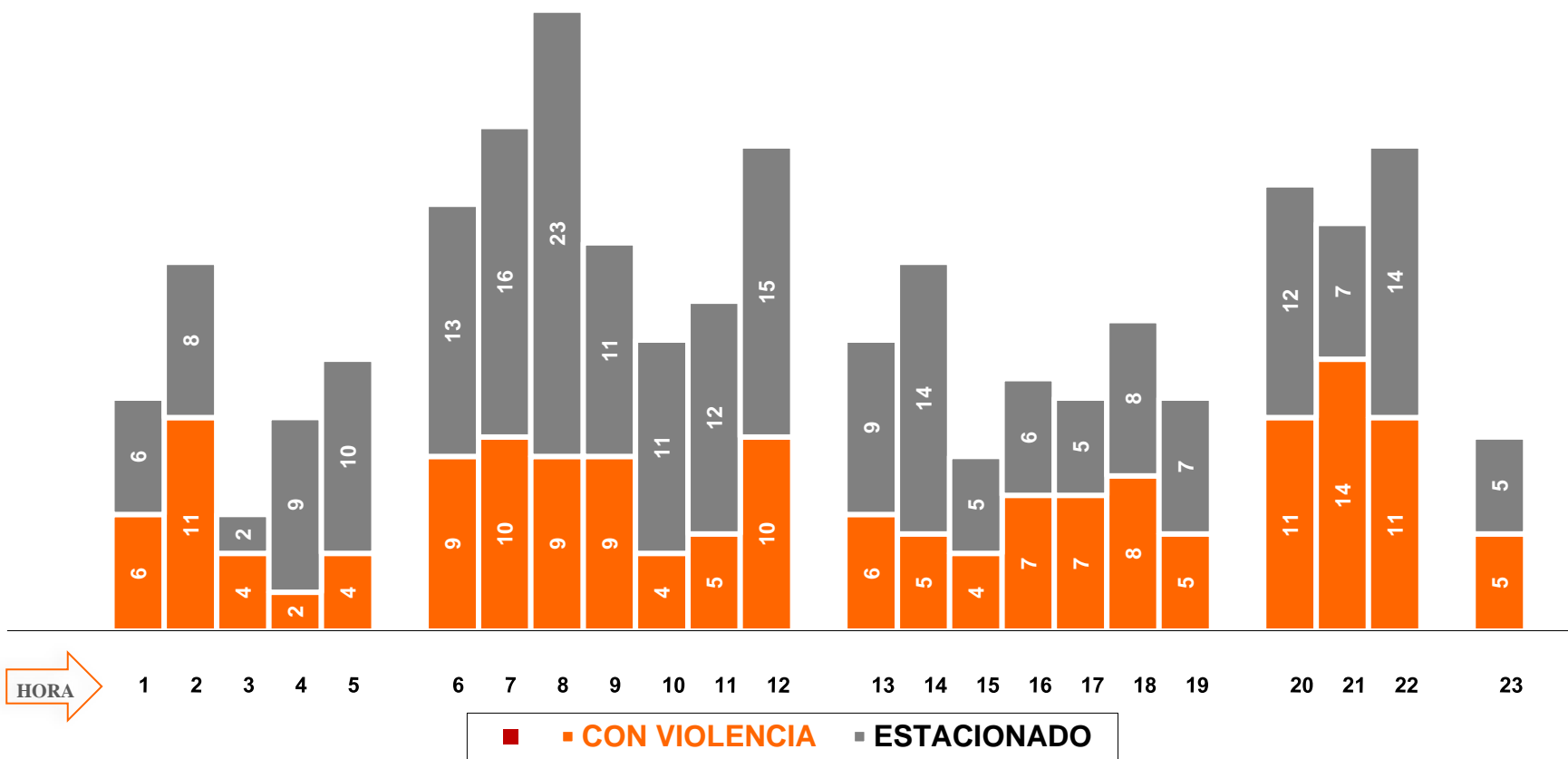


# TIPO DE ROBO, ESTACIONADO Y CON VIOLENCIA



AMIS

## HORA DE OCURRENCIA DEL ROBO, NOVIEMBRE DE 2021 CIUDAD DE MÉXICO



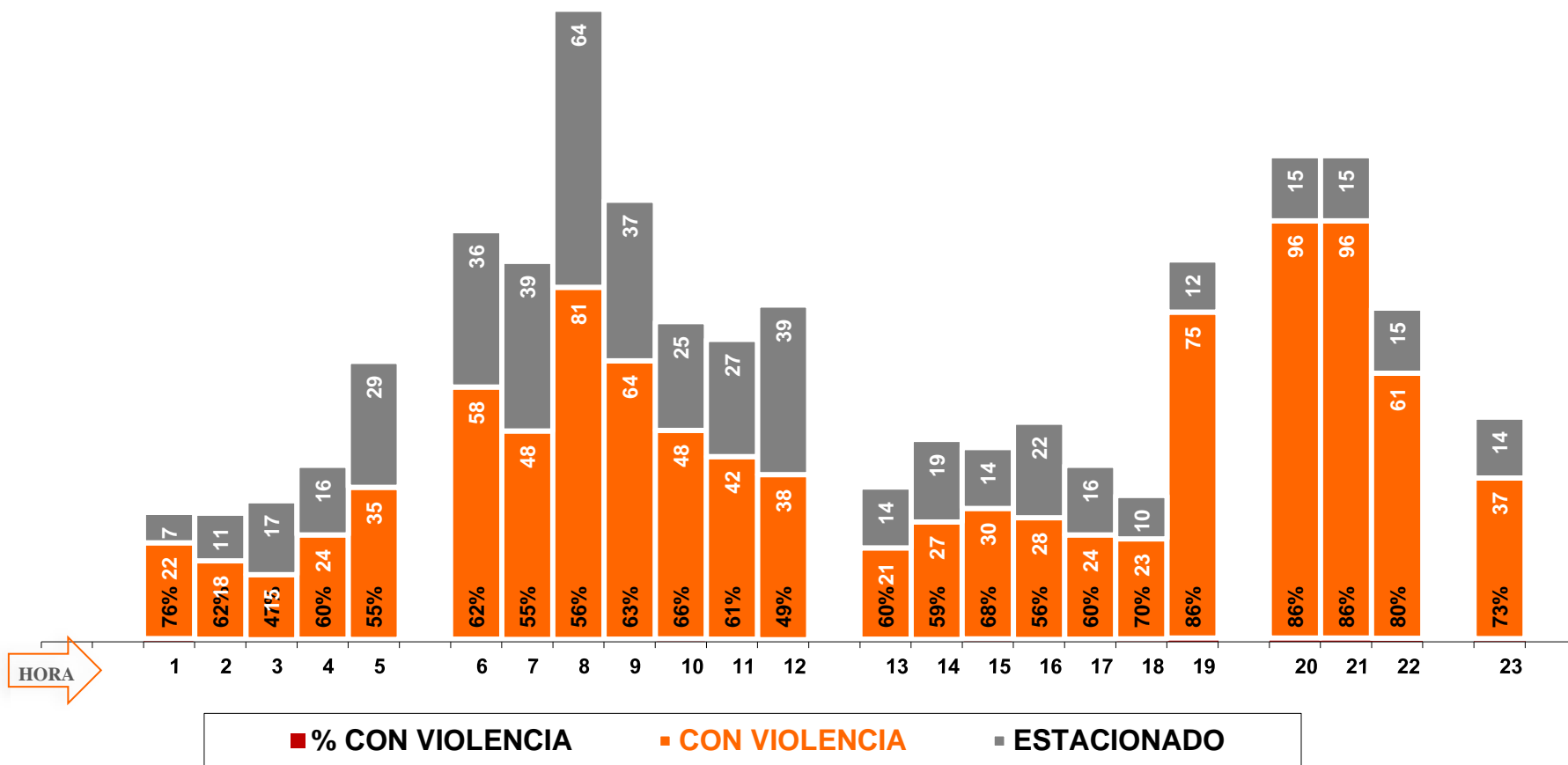


# TIPO DE ROBO, ESTACIONADO Y CON VIOLENCIA



AMIS

## HORA DE OCURRENCIA DEL ROBO, NOVIEMBRE DE 2021 EDO. DE MÉXICO





## TIPOS DE TRANSPORTE, ROBADOS POR SU TIPO



### TOTAL NACIONAL

TIPO DE TRANSPORTE	CON VIOLENCIA		ESTACIONADO		TOTAL	PARTICIPACIÓN
AUTOMOVILES	21,338	59%	14,859	41%	36,197	64%
COMERCIAL	6,503	62%	3,914	38%	10,417	19%
MOTOCICLETAS	1,680	45%	2,032	55%	3,712	7%
TRACTOCAMIONES	1,792	70%	767	30%	2,559	5%
SEMIREMOLQUES	1,519	72%	605	28%	2,124	4%
CAMION HASTA 12.5 TON (7)	263	58%	187	42%	450	1%
CAMION HASTA 9.5 TON (6)	239	70%	104	30%	343	1%
CAMION MAS DE 12.5 TON (8)	126	67%	63	33%	189	0%
CAMION HASTA 6.5 TON (4)	89	84%	17	16%	106	0%
CAMION HASTA 7.5 TON (5)	56	84%	11	16%	67	0%
AUTOBUS	30	77%	9	23%	39	0%
OTROS	15	65%	8	35%	23	0%
COLECTIVO	11	65%	6	35%	17	0%
<b>SUMA</b>	<b>33,661</b>	<b>60%</b>	<b>22,582</b>	<b>40%</b>	<b>56,243</b>	<b>100%</b>
<b>TOTAL NACIONAL</b>	<b>33,661</b>	<b>60%</b>	<b>22,582</b>	<b>40%</b>	<b>56,243</b>	<b>100%</b>



# TIPOS DE VEHÍCULO MÁS ROBADOS



## CIUDAD DE MÉXICO

TIPO DE TRANSPORTE	CON VIOLENCIA		ESTACIONADO		TOTAL	PARTICIPACIÓN
AUTOMOVILES	1,693	48%	1,827	52%	3,520	73%
MOTOCICLETAS	226	38%	363	62%	589	12%
COMERCIAL	206	42%	279	58%	485	10%
TRACTOCAMIONES	62	76%	20	24%	82	2%
SEMIREMOLQUES	49	67%	24	33%	73	2%
CAMION HASTA 12.5 TON.	10	45%	12	55%	22	0%
CAMION HASTA 9.5 TON.	11	65%	6	35%	17	0%
CAMION MAS DE 12.5 TON.	10	71%	4	29%	14	0%
CAMION HASTA 6.5 TON.	6	100%	0	0%	6	0%
AUTOBUS	5	100%	0	0%	5	0%
CAMION HASTA 7.5 TON.	3	100%	0	0%	3	0%
COLECTIVO	0	0%	1	100%	1	0%
0	0	#iDIV/0!	0	#iDIV/0!	0	0%
<b>SUMA</b>	<b>2,281</b>	<b>47%</b>	<b>2,536</b>	<b>53%</b>	<b>4,817</b>	<b>100%</b>
<b>CIUDAD DE MÉXICO</b>	<b>2,281</b>	<b>47%</b>	<b>2,536</b>	<b>53%</b>	<b>4,817</b>	<b>100%</b>



# TIPOS DE TRANSPORTE, ROBADOS POR SU TIPO



## EDO. DE MÉXICO

TIPO DE TRANSPORTE	CON VIOLENCIA		ESTACIONADO		TOTAL	PARTICIPACIÓN
AUTOMOVILES	8,743	69%	3,972	31%	12,715	74%
COMERCIAL	1,298	65%	687	35%	1,985	12%
MOTOCICLETAS	473	59%	330	41%	803	5%
TRACTOCAMIONES	534	76%	172	24%	706	4%
SEMIREMOLQUES	436	75%	145	25%	581	3%
CAMION HASTA 12.5 TON.	65	56%	52	44%	117	1%
CAMION HASTA 9.5 TON.	84	80%	21	20%	105	1%
CAMION MAS DE 12.5 TON.	35	76%	11	24%	46	0%
CAMION HASTA 6.5 TON.	27	96%	1	4%	28	0%
CAMION HASTA 7.5 TON.	17	85%	3	15%	20	0%
AUTOBUS	13	93%	1	7%	14	0%
COLECTIVO	7	78%	2	22%	9	0%
MICROBUS	1	50%	1	50%	2	0%
<b>SUMA</b>	<b>11,733</b>	<b>68%</b>	<b>5,398</b>	<b>32%</b>	<b>17,131</b>	<b>100%</b>
<b>EDO. DE MÉXICO</b>	<b>11,734</b>	<b>68%</b>	<b>5,397</b>	<b>32%</b>	<b>17,131</b>	<b>100%</b>





## TIPOS DE VEHÍCULO MÁS ROBADOS



AMIS

### TOTAL NACIONAL

MARCA Y TIPO	CON VIOLENCIA		ESTACIONADO		TOTAL	PARTICIPACIÓN
NISSAN VERSA	1,218	41%	1,782	59%	3,000	5%
NISSAN NP300	1,352	58%	999	42%	2,351	4%
GENERAL MOTORS AVEO	1,179	62%	717	38%	1,896	3%
GENERAL MOTORS BEAT	751	44%	963	56%	1,714	3%
HONDA CRV	659	43%	868	57%	1,527	3%
NISSAN TSURU	310	21%	1,198	79%	1,508	3%
VOLKSWAGEN VENTO	976	76%	302	24%	1,278	2%
KENWORTH KENWORTH	811	68%	380	32%	1,191	2%
NISSAN MARCH	508	44%	653	56%	1,161	2%
NISSAN SENTRA	392	36%	701	64%	1,093	2%
HONDA (MOTO) 111-250	414	47%	469	53%	883	2%
VOLKSWAGEN JETTA Y CLASICO	519	72%	201	28%	720	1%
<b>SUMA</b>	<b>9,089</b>	<b>50%</b>	<b>9,233</b>	<b>50%</b>	<b>18,322</b>	<b>33%</b>
<b>TOTAL NACIONAL</b>	<b>33,661</b>	<b>60%</b>	<b>22,582</b>	<b>40%</b>	<b>56,243</b>	<b>100%</b>



# TIPOS DE VEHÍCULO MÁS ROBADOS



AMIS

## CIUDAD DE MÉXICO

MARCA Y TIPO	CON VIOLENCIA		ESTACIONADO		TOTAL	PARTICIPACIÓN
NISSAN VERSA	147	30%	350	70%	497	10%
GENERAL MOTORS AVEO	157	44%	196	56%	353	7%
GENERAL MOTORS BEAT	73	33%	150	67%	223	5%
NISSAN TSURU	68	35%	126	65%	194	4%
VOLKSWAGEN VENTO	113	69%	51	31%	164	3%
NISSAN NP300	44	34%	84	66%	128	3%
NISSAN SENTRA	27	21%	99	79%	126	3%
YAMAHA (MOTO) 111-250	43	36%	76	64%	119	2%
BAJAJ (MOTO) 111-250	27	34%	52	66%	79	2%
HONDA (MOTO) 111-250	31	41%	44	59%	75	2%
NISSAN MARCH	26	41%	37	59%	63	1%
VOLKSWAGEN NUEVO JETTA	36	63%	21	37%	57	1%
<b>SUMA</b>	<b>792</b>	<b>38%</b>	<b>1,286</b>	<b>62%</b>	<b>2,078</b>	<b>43%</b>
<b>CIUDAD DE MÉXICO</b>	<b>2,281</b>	<b>47%</b>	<b>2,536</b>	<b>53%</b>	<b>4,817</b>	<b>100%</b>



# TIPOS DE VEHÍCULO MÁS ROBADOS



## EDO. DE MÉXICO

MARCA Y TIPO	CON VIOLENCIA		ESTACIONADO		TOTAL	PARTICIPACIÓN
NISSAN VERSA	460	37%	769	63%	1,229	7%
GENERAL MOTORS BEAT	364	37%	627	63%	991	6%
GENERAL MOTORS AVEO	600	71%	249	29%	849	5%
VOLKSWAGEN VENTO	550	87%	83	13%	633	4%
NISSAN MARCH	209	38%	338	62%	547	3%
NISSAN NP300	291	54%	248	46%	539	3%
NISSAN SENTRA	154	39%	244	61%	398	2%
KENWORTH KENWORTH	249	74%	88	26%	337	2%
NISSAN TSURU	61	20%	240	80%	301	2%
VOLKSWAGEN JETTA Y CLASICO	237	88%	32	12%	269	2%
GENERAL MOTORS SPARK	160	63%	93	37%	253	1%
HONDA CRV	194	79%	51	21%	245	1%
<b>SUMA</b>	<b>3,529</b>	<b>54%</b>	<b>3,062</b>	<b>46%</b>	<b>6,591</b>	<b>38%</b>
<b>EDO. DE MÉXICO</b>	<b>11,734</b>	<b>68%</b>	<b>5,397</b>	<b>32%</b>	<b>17,131</b>	<b>100%</b>



## MUNICIPIOS CON MAYOR CANTIDAD DE VEHÍCULO ROBADOS



### TOTAL NACIONAL

MUNICIPIOS	CON VIOLENCIA		ESTACIONADO		TOTAL	PARTICIPACIÓN
JALISCO GUADALAJARA	1,999	44%	2,548	56%	4,547	8%
MEXICO ECATEPEC DE MORELOS	2,907	82%	648	18%	3,555	6%
JALISCO ZAPOPAN	737	39%	1,132	61%	1,869	3%
MEXICO TLALNEPANTLA DE BAZ	1,105	70%	483	30%	1,588	3%
MEXICO NAUCALPAN DE JUAREZ	1,119	72%	428	28%	1,547	3%
SINALOA CULIACAN	1,258	88%	168	12%	1,426	3%
PUEBLA PUEBLA	789	68%	364	32%	1,153	2%
MEXICO CUAUTITLAN IZCALLI	596	58%	432	42%	1,028	2%
MEXICO TULTITLAN	600	63%	357	37%	957	2%
JALISCO TLAQUEPAQUE	572	63%	340	37%	912	2%
QUERETARO QUERETARO	373	44%	471	56%	844	2%
MEXICO TOLUCA	377	45%	463	55%	840	1%
<b>SUMA</b>	<b>12,432</b>	<b>61%</b>	<b>7,834</b>	<b>39%</b>	<b>20,266</b>	<b>36%</b>
<b>TOTAL NACIONAL</b>	<b>33,661</b>	<b>60%</b>	<b>22,582</b>	<b>40%</b>	<b>56,243</b>	<b>100%</b>



# ALCALDÍAS POR CANTIDAD DE VEHÍCULO ROBADOS



## CIUDAD DE MÉXICO

ALCALDÍAS	CON VIOLENCIA		ESTACIONADO		TOTAL	PARTICIPACIÓN
GUSTAVO A. MADERO	399	54%	336	46%	735	15%
IZTAPALAPA	402	55%	327	45%	729	15%
CUAUHTEMOC	151	37%	258	63%	409	8%
BENITO JUAREZ	139	36%	247	64%	386	8%
COYOACAN	161	45%	195	55%	356	7%
TLALPAN	143	44%	181	56%	324	7%
AZCAPOTZALCO	151	47%	170	53%	321	7%
ALVARO OBREGON	104	41%	147	59%	251	5%
VENUSTIANO CARRANZA	112	46%	130	54%	242	5%
MIGUEL HIDALGO	115	49%	122	51%	237	5%
IZTACALCO	101	47%	114	53%	215	4%
XOCHIMILCO	80	43%	104	57%	184	4%
TLAHUAC	71	45%	87	55%	158	3%
MAGDALENA CONTRERAS LA	79	66%	41	34%	120	2%
CUAJIMALPA DE MORELOS	38	44%	48	56%	86	2%
MILPA ALTA	16	53%	14	47%	30	1%
<b>SUMA</b>	<b>2,262</b>	<b>47%</b>	<b>2,521</b>	<b>53%</b>	<b>4,783</b>	<b>99%</b>
<b>CIUDAD DE MÉXICO</b>	<b>2,281</b>	<b>47%</b>	<b>2,536</b>	<b>53%</b>	<b>4,817</b>	<b>100%</b>



**OCRA**

# MUNICIPIOS CON MAYOR CANTIDAD DE VEHÍCULO ROBADOS



**AMIS**

## EDO. DE MÉXICO

MUNICIPIOS	CON VIOLENCIA		ESTACIONADO		TOTAL	PARTICIPACIÓN
ECATEPEC DE MORELOS	2,907	82%	648	18%	3,555	21%
TLALNEPANTLA DE BAZ	1,105	70%	483	30%	1,588	9%
NAUCALPAN DE JUAREZ	1,119	72%	428	28%	1,547	9%
CUAUTITLAN IZCALLI	596	58%	432	42%	1,028	6%
TULTITLAN	600	63%	357	37%	957	6%
TOLUCA	377	45%	463	55%	840	5%
CUAUTITLAN	432	63%	258	37%	690	4%
NEZAHUALCOYOTL	372	66%	190	34%	562	3%
COACALCO DE BERRIOZABAL	288	57%	217	43%	505	3%
ATIZAPAN DE ZARAGOZA	257	51%	247	49%	504	3%
TECAMAC	373	78%	106	22%	479	3%
CHIMALHUACAN	318	79%	84	21%	402	2%
<b>SUMA</b>	<b>8,744</b>	<b>69%</b>	<b>3,913</b>	<b>31%</b>	<b>12,657</b>	<b>74%</b>
<b>EDO. DE MÉXICO</b>	<b>11,734</b>	<b>68%</b>	<b>5,397</b>	<b>32%</b>	<b>17,131</b>	<b>100%</b>



DURANTE 2021,  
**EN PROMEDIO A NIVEL NACIONAL,**  
EL 29% DE LOS VEHÍCULOS RECUPERADOS,  
FUERON ROBADOS EN ESTADOS  
DIFERENTES AL DE RECUPERACIÓN.





DURANTE 2021,  
**EN PROMEDIO A NIVEL NACIONAL,**  
EL **29%** DE LOS VEHÍCULOS **RECUPERADOS,**  
FUERON **ROBADOS EN ESTADOS**  
**DIFERENTES AL DE RECUPERACIÓN.**

DURANTE 2021,  
EL 38% DE LOS VEHÍCULOS  
RECUPERADOS EN LA CDMX.,  
FUERON ROBADOS EN OTROS ESTADOS,  
Y  
EL 49% DE LOS VEHÍCULOS  
ROBADOS EN LA CDMX.,  
FUERON RECUPERADOS EN OTROS  
ESTADOS.

# V. Robados, llevados a la CDMX, y de la CDMX a otros Edos.

## VEHÍCULOS RECUPERADOS EN EL PERIODO 01/ENERO/2021 AL 30/NOVIEMBRE/2021.

**25,849** VEHÍCULOS HAN SIDO RECUPERADOS A NIVEL NACIONAL DURANTE 2021, (ROBADOS A NIVEL NACIONAL, EN 2021 Y ANTES).

ROBADOS EN:	AÑO DE ROBO		SUMA	%	RECUPERADOS EN:
	2021	ANTES DE 2021			
AGUASCALIENTES	3	1	4	0.23%	<b>C D M X</b>
BAJA CALIFORNIA		1	1	0.06%	
BAJA CALIFORNIA SUR	1	1	2	0.11%	
CAMPECHE		1	1	0.06%	
CHIAPAS	1	2	3	0.17%	
CHIHUAHUA	1	1	2	0.06%	
<b>CIUDAD DE MÉXICO</b>	<b>597</b>	<b>482</b>	<b>1,079</b>	<b>61.90%</b>	
COAHUILA	2	3	5	0.29%	
COLIMA	1		1	0.06%	
DESCONOCIDO	2	1	3	0.17%	
DURANGO		1	1	0.06%	
GUANAJUATO	2	7	9	0.52%	
GUERRERO		3	3	0.17%	
HIDALGO	5	4	9	0.52%	
JALISCO	1	12	13	0.75%	
MEXICO	308	215	523	30.01%	
MICHOACAN	1	6	7	0.40%	
MORELOS	2	12	14	0.80%	
NUEVO LEON	2	7	9	0.52%	
PUEBLA	1	11	12	0.69%	
QUERETARO	2	6	8	0.46%	
QUINTANA ROO	2	4	6	0.34%	
SAN LUIS POTOSI		3	3	0.17%	
SINALOA		6	6	0.34%	
SONORA		1	1	0.06%	
TABASCO		8	8	0.46%	
TAMAULIPAS		3	3	0.17%	
TLAXCALA		1	1	0.06%	
VERACRUZ	2	4	6	0.34%	
ZACATECAS		1	1	0.06%	
				0.00%	
				0.00%	
<b>TOTAL</b>	<b>936</b>	<b>807</b>	<b>1,743</b>	<b>100.00%</b>	<b>1,743</b>

EL **38%** DE LOS VEHÍCULOS RECUPERADOS EN LA **CDMX.** FUÉ ROBADO EN OTROS ESTADOS.

ROBADOS EN:	RECUPERADOS EN:	AÑO DE ROBO		SUMA	%
		2021	ANTES DE 2021		
<b>C D M X</b>	AGUASCALIENTES	1	17	18	0.84%
	CAMPECHE		4	4	0.19%
	CHIAPAS	1	32	33	1.55%
	CHIHUAHUA	3	2	5	0.23%
	<b>CIUDAD DE MÉXICO</b>	<b>597</b>	<b>482</b>	<b>1,079</b>	<b>50.59%</b>
	COAHUILA	1	3	4	0.19%
	DESCONOCIDO	1		1	0.05%
	DURANGO		1	1	0.05%
	EXTRANJERO		1	1	0.05%
	GUANAJUATO	9	33	42	1.97%
	GUERRERO	5	38	43	2.02%
	HIDALGO	22	63	85	3.98%
	JALISCO	4	15	19	0.89%
	MEXICO	225	169	394	18.47%
	MICHOACAN	7	23	30	1.41%
	MORELOS	10	18	28	1.31%
	NAYARIT		8	8	0.38%
	NUEVO LEON	4	8	12	0.56%
	OAXACA	6	17	23	1.08%
	PUEBLA	30	52	82	3.84%
	QUERETARO	17	44	61	2.86%
	QUINTANA ROO	1	10	11	0.52%
	SAN LUIS POTOSI	1	9	10	0.47%
	SINALOA	1	9	10	0.47%
	SONORA		1	1	0.05%
	TABASCO	2	12	14	0.66%
	TAMAULIPAS	3	1	4	0.19%
	TLAXCALA	9	35	44	2.06%
VERACRUZ	14	41	55	2.58%	
YUCATAN		8	8	0.38%	
ZACATECAS		3	3	0.14%	
				0.00%	
				0.00%	
<b>2,133</b>	<b>TOTAL</b>	<b>974</b>	<b>1,159</b>	<b>2,133</b>	<b>100.00%</b>

EL **49%** DE LOS VEHÍCULOS ROBADOS EN LA **CDMX.** FUÉ RECUPERADO EN OTROS ESTADOS.



DURANTE 2021,  
EL 16% DE LOS VEHÍCULOS RECUPERADOS  
EN EL EDO. DE MÉXICO.,  
FUERON ROBADOS EN OTROS ESTADOS,  
Y  
EL 42% DE LOS VEHÍCULOS  
ROBADOS EN EL EDO. DE MÉXICO.,  
FUERON RECUPERADOS EN OTROS  
ESTADOS.

# V. Robados, Llevados al EDO.MÉX. y del EDO.MEX. a otros Edos.

## VEHÍCULOS RECUPERADOS EN EL PERIODO 01/ENERO/2021 AL 30/NOVIEMBRE/2021.

**25,849 VEHÍCULOS HAN SIDO RECUPERADOS A NIVEL NACIONAL DURANTE 2021, (ROBADOS A NIVEL NACIONAL, EN 2021 Y ANTES).**

ROBADOS EN:	AÑO DE ROBO		SUMA	%	RECUPERADOS EN:	ROBADOS EN:	RECUPERADOS EN:	AÑO DE ROBO		SUMA	%
	2021	ANTES DE 2021						2021	ANTES DE 2021		
AGUASCALIENTES	24	1	25	0.59%	E S T A D O  D E  M É X I C O	E S T A D O  D E  M É X I C O	AGUASCALIENTES	3	33	36	0.58%
CAMPECHE		1	1	0.02%			BAJA CALIFORNIA	1		1	0.02%
CHIAPAS	2	1	3	0.07%			BAJA CALIFORNIA S	1	2	3	0.05%
CHIHUAHUA	1		1	0.02%			CAMPECHE	3	15	18	0.29%
CIUDAD DE MÉXICO	225	169	394	9.22%			CHIAPAS	3	91	94	1.53%
COAHUILA	1	1	2	0.05%			CHIHUAHUA	15	1	16	0.26%
COLIMA	3	1	4	0.09%			CIUDAD DE MÉXICO	308	215	523	8.49%
DESCONOCIDO	2		2	0.05%			COAHUILA	10	22	32	0.52%
GUANAJUATO	11	15	26	0.61%			COLIMA	3	6	9	0.15%
GUERRERO	1	6	7	0.16%			DESCONOCIDO	1	1	2	0.03%
HIDALGO	37	12	49	1.15%			DURANGO	3	2	5	0.08%
JALISCO	5	14	19	0.44%			GUANAJUATO	83	129	212	3.44%
<b>EDO. DE MÉXICO</b>	<b>2668</b>	<b>926</b>	<b>3594</b>	<b>84.13%</b>			GUATEMALA		1	1	0.02%
MICHOACAN	9	5	14	0.33%			GUERRERO	11	70	81	1.31%
MORELOS	5	17	22	0.51%			HIDALGO	107	207	314	5.10%
NUEVO LEON	4	2	6	0.14%			JALISCO	14	41	55	0.89%
OAXACA		1	1	0.02%			<b>EDO. DE MÉXICO</b>	<b>2,668</b>	<b>926</b>	<b>3,594</b>	<b>58.33%</b>
PUEBLA	12	6	18	0.42%			MICHOACAN	26	51	77	1.25%
QUERETARO	21	16	37	0.87%			MORELOS	15	39	54	0.88%
QUINTANA ROO	1	3	4	0.09%			NAYARIT		3	3	0.05%
SAN LUIS POTOSI	3	2	5	0.12%			NUEVO LEON	16	18	34	0.55%
SINALOA	2	3	5	0.12%			OAXACA	4	45	49	0.80%
SONORA		1	1	0.02%			PUEBLA	108	91	199	3.23%
TABASCO	2		2	0.05%			QUERETARO	102	160	262	4.25%
TAMAULIPAS	2	2	4	0.09%			QUINTANA ROO	3	36	39	0.63%
TLAXCALA	5	2	7	0.16%			SAN LUIS POTOSI	22	39	61	0.99%
VERACRUZ	9	8	17	0.40%	SINALOA	1	14	15	0.24%		
YUCATAN	1		1	0.02%	SONORA	2		2	0.03%		
ZACATECAS	1		1	0.02%	TABASCO	11	34	45	0.73%		
					TAMAULIPAS	3	14	17	0.28%		
					TLAXCALA	17	63	80	1.30%		
					VERACRUZ	59	130	189	3.07%		
					YUCATAN	1	31	32	0.52%		
					ZACATECAS	2	6	8	0.13%		
									0.00%		
<b>TOTAL</b>	<b>3,057</b>	<b>1,215</b>	<b>4,272</b>	<b>100.00%</b>	<b>4,272</b>	<b>6,162</b>	<b>TOTAL</b>	<b>3,626</b>	<b>2,536</b>	<b>6,162</b>	<b>100.00%</b>

EL 16% DE LOS VEHÍCULOS RECUPERADOS EN EL EDO. DE MÉXICO, FUÉ ROBADO EN OTROS ESTADOS.

EL 42% DE LOS VEHÍCULOS ROBADOS EN EL EDO. DE MÉXICO, FUÉ RECUPERADO EN OTROS ESTADOS.



**ocra**

AGRADECE SU ATENCIÓN